



product guide 2016



Hawk Furniture Ltd
Hawk Landings, Skiff Lane
Holme Upon Spalding Moor
York
YO43 4BB

t 01430 861229
f 01430 861225

www.hawkfurniture.co.uk
enquiries@hawkfurniture.co.uk

product guide 2016
valid from October 1st 2015

From consultation and design through to delivery and installation, nearly 30 years of manufacturing ensures you're talking to an expert when you speak to us. Systems and processes have been developed over the years to give Hawk a clear advantage over the competition which gives you, our customer, the smoothest and fastest experience possible.

There aren't many businesses in the country that can say (truthfully, anyway) that you are at the heart of everything we do. A company is defined by those who buy their products and you have made us what we are today. Inside this product guide you will find an extensive range of furniture along with brand new images and creative ideas to inspire your office space.

contents



roma panel end
6



roma lorenzo
8



bologna
10



modena
12



storage wall
76



tray units
78



boardroom tables
80



reception
84



giorgio
14



giorgio w/managed
16



giorgio h/settable
18



electric h/adjustable
20



paolo contract desking
88



tables
90



lecterns
95



residential furniture
96



desking prices
22



IT desking
30



workbenches & tops
32



links, returns & ext
34



operator chairs
102



soft seating
106



bespoke
114



board & metal finishes
116



screens - desktop
36



screens - floorstanding
40



call centres
42



budget bench
44



fabric choices
117



accreditations
122



environmental
123



terms & conditions
124



gianni bench
48



evolution bench
52



force bench
56



storage
60



pedestals
64



low storage
66



high storage
70



accessories
72

index

About Us	116	Environmental	123	Paolo Desking	88
Accreditations	122	Evolution Bench	52	Pedestals	64
Bespoke	114	Fabric (Chairs)	117	Reception	84
Board/Metal Finishes	116	Fabric (Screens)	118	Roma Panel End	06
Boardroom Tables	80	Force Bench	56	Roma Lorenzo	08
Bologna	10	Giorgio	14	Screens	36
Budget Bench	44	Giorgio H/Settable	18	Services	117
Call Centres	42	Giorgio W/Man	16	Storage	60
Chairs/Seating	100	IT Desking	30	Storage Wall	76
Desking Prices	22	Lecterns	95	Terms & Conditions	124
Desktop Links & Ext	34	Links, Returns & Ext	34	Tray Units	78
Electric H/Adj	20	Modena	12	Workbenches & Tops	32



We've used a contrasting modesty panel on this angular desk. It complements the silver tubular support leg perfectly.



The distinctive wave design and silver tambour doors of these innovative overhead units means you can maximise desk and storage space in style - and yes...they will fit lever arch files!



Arrowhead legs on this D ended boardroom table are a fitting match for the Roma panel end leg. A streamlined traditional design make for simple yet distinct style.



romapanel end

The simplest ideas are often the most effective. The smooth, streamlined effect completes any workstation in straight forward style. These sturdy end panels are available in our full range of finishes to match with our desktops for a totally seamless appearance. Legs are constructed from 25mm MFC to ensure a robust and reliable product.



Smooth lines make the Lorenzo leg a firm favourite in executive spaces, with a curved modesty panel to match the legs.



Our rich walnut finish complements the executive range perfectly. A selection of low storage to suit awaits you - see page 66.



Available matching boardroom tables, with the option of a convex curve which looks great on oval and round tables, enhancing the elliptical top with a glass panel.

romalorenzo

Meet the stylish Italian cousins of our popular classic Roma panel end range - the Roma Lorenzo executive panel end leg. Distinctly more refined with an elegant curve, these legs offer a more sophisticated look for your office. As always, these legs are available in all colour finishes to match our desktops. The curved leg and modesty panels give that touch of elegance to the office with executive storage units to match.



bologna

The Bologna leg brings contemporary elegance to every workplace. Smooth, sleek and curvaceous, it is a perfect example of modern design with a chic Italian influence. This stylish design is manufactured from robust steel and finished in the colour of your choice. It is strong and durable and has adjustable feet which means it will stand up to the demands of a busy office with its feet firmly on the ground.



modena

For something with unmistakable substance and irrefutable style, choose our Modena leg system. It has been built to last and designed to delight, combining offset angles and gentle curves with durability and strength. Constructed in tough steel and finished in a colour of your choice, the Modena is the perfect complement to any angular or contoured desk shape to frame your modern work space beautifully.



giorgio

The Giorgio desk leg has always been a firm favourite. A timeless design coupled with an affordable price, are the two reasons why this leg has continually been our best selling leg for 25 years.

Legs available in Grey, Silver, Black or White - as standard finishes - you can be sure of creating the perfect atmosphere in your workplace.



giorgiowire managed

The affordable way to keep those wires at bay; the Giorgio Wire-Managed leg is a factory-fitted option available in a matching or contrasting finish.

Available in Grey, Silver, Black or White - as standard finishes.



giorgioheight settable

Look around you. We're all different heights, so why are all desks the same? With adjustment from 650 - 950mm, the Giorgio Height Settable desk leg is the perfect option for anyone requiring height adjustability, whether you're little or large! Requiring no external power source, this desking can be placed anywhere and adjustment comes from allen bolts fixing to a choice of differing heights.





electric height adjustable

As organisations grow increasingly aware of the benefits in providing tailored desking solutions for each employee, height adjustable tables have become an integral part of office life. Most of our day is spent sat down and our health is suffering because of it; but owning a desk that can adjust from 685mm to 1205mm gives you the option to stand - keeping blood flowing more efficiently and burning more calories than sitting down.

Check our website for more benefits of using sit/stand desks.



800 DEEP RECTANGULAR DESKTOP
H: 740mm D: 800mm

CODE WIDTH

RD18 RD16 RD14 RD12 RD10*RD8*
1800 1600 1400 1200 1000 800



600 DEEP RECTANGULAR DESKTOP
H: 740mm D: 600mm

RR18 RR16 RR14 RR12 RR10 RR8
1800 1600 1400 1200 1000 800



WAVE DESKTOP
H: 740mm D: 1000-800mm

WV18 WV16 WV14 WV12 WV10
1800 1600 1400 1200 1000



COMPACT WAVE DESKTOP
H: 740mm D: 800-600mm

CWV18 CWV16 CWV14 CWV12
1800 1600 1400 1200



DOUBLE WAVE DESKTOP
H: 740mm D: 1000-800mm

DWV18 DWV16
1800 1600



roma panel end
prefix code with 'P'

18mm
25mm

£177 £149 £138 £128 £121 £115 £171 £144 £132 £121 £115 £110
£194 £172 £159 £146 £138 £132 £185 £171 £154 £141 £133 £128



roma lorenzo
prefix code with 'RL'

25mm

£221 £199 £187 £173 £166 £159 £213 £198 £181 £168 £161 £155



giorgio
prefix code with 'G'

18mm
25mm

£177 £149 £138 £128 £121 £115 £171 £144 £132 £121 £115 £110
£194 £172 £159 £146 £138 £132 £185 £171 £154 £141 £133 £128



giorgio wire-managed
prefix code with 'GWM'

18mm
25mm

£221 £193 £183 £173 £165 £159 £221 £188 £177 £166 £159 £154
£239 £216 £204 £191 £183 £177 £230 £216 £198 £185 £178 £172



bologna ♦
prefix code with 'B'

25mm

£257 £229 £216 £200 £195 £188 £247 £227 £211 £196 £188 £180



modena ♦
prefix code with 'M'

25mm

£257 £229 £216 £200 £195 £188 £247 £227 £211 £196 £188 £180



giorgio height settable
prefix code with 'GHS'
height 650-950mm

25mm

£258 £229 £222 £209 £200 £193 £250 £234 £216 £202 £195 £189

£214 £203 £186 £173 £165 £231 £219 £211 £202 £195

£194 £184 £176 £169 £211 £200 £192 £185

£229 £222 £265 £255

£258 £247 £238 £230 £202

£238 £227 £219 £212

£293 £265

£214 £203 £186 £173 £165 £231 £219 £211 £202 £195

£194 £184 £176 £169 £211 £200 £192 £185

£229 £222 £265 £255

£259 £248 £231 £217 £210 £276 £263 £255 £247 £239

£239 £229 £221 £213 £255 £244 £237 £229

£274 £268 £310 £299

£291 £279 £269 £260 £254

£267 £256 £247 £234

£326 £316

£291 £279 £269 £260 £254

£267 £256 £247 £234

£326 £316

£297 £284 £276 £268 £259

£276 £265 £257 £249

£333 £322

♦ Fixed pedestals not available

♣ Pedestals will not fit under

AVAILABLE BOARD FINISHES

Beech (B), Cherry (C), Japanese Ash (JA), Light Oak (LO), Modern Oak (MO), Maple (M), Plain Grey (PG), Portofino Cherry (PC), Silver (S), Swiss Elm (SE), Walnut (WA), White (WH) available in 18mm and 25mm.



J SHAPE TOP 600x600
H: 740mm D: 1200mm



J SHAPE TOP 800x600
H: 740mm D: 1200mm



J SHAPE TOP 800x800
H: 740mm D: 1200mm



SYMMETRICAL DESKTOP
H: 740mm D: 1800/1600mm



120° CORE UNIT TOP
H: 740mm D: 800 or 600mm

**CODE
WIDTH**

J1866 J1666 J1466 J1266
1800 1600 1400 1200

J18 J16 J14 J12
1800 1600 1400 1200

J1888 J1688 J1488 J1288
1800 1600 1400 1200

SYM18 SYM16
1800 1600

CU128 CU126 CU11 CU9
2078 2078 1905 1558
END SIZE
800mm 600mm 800mm 600mm
♣ ♣

£242 £217 £193 £183
£279 £250 £221 £211

£247 £222 £197 £187
£283 £254 £227 £216

£254 £230 £204 £195
£291 £262 £234 £222

£347 £325
£396 £371

£319 £294 £273 £265
£352 £326 £305 £297

£306 £260 £249 £239

£311 £281 £254 £243

£318 £289 £261 £250

£423 £399

£379 £354 £333 £325

£242 £217 £193 £183
£279 £250 £221 £211

£247 £222 £197 £187
£283 £254 £227 £216

£254 £230 £204 £195
£291 £262 £234 £222

£347 £325
£396 £371

£319 £294 £273 £265
£352 £326 £305 £297

£287 £262 £237 £227
£324 £294 £266 £256

£292 £267 £242 £232
£328 £299 £271 £260

£299 £275 £249 £239
£335 £306 £278 £268

£392 £370
£441 £417

£364 £338 £317 £310
£397 £371 £350 £342

£341 £311 £281 £268

£346 £316 £286 £276

£355 £324 £296 £284

£465 £441

£418 £392 £368 £361

£341 £311 £281 £268

£346 £316 £286 £276

£355 £324 £296 £284

£465 £441

£418 £392 £368 £361

£348 £317 £287 £277

£353 £322 £293 £281

£360 £330 £300 £289

£470 £445

- - - -

Please specify left or right handed
(right handed shown)

Please specify left or right handed
(right handed shown)

Please specify left or right handed
(right handed shown)

Please specify left or right handed
(right handed shown)



roma panel end
prefix code with 'P'

**18mm
25mm**



roma lorenzo
prefix code with 'RL'

25mm



giorgio
prefix code with 'G'

**18mm
25mm**



giorgio wire-managed
prefix code with 'GWM'

**18mm
25mm**



bologna ♦
prefix code with 'B'

25mm



modena ♦
prefix code with 'M'

25mm



giorgio height settable
prefix code with 'GHS'
height 650-950mm

25mm

♦ Fixed pedestals not available

♣ Pedestals will not fit under

AVAILABLE BOARD FINISHES

Beech (B), Cherry (C), Japanese Ash (JA), Light Oak (LO), Modern Oak (MO), Maple (M), Plain Grey (PG), Portofino Cherry (PC), Silver (S), Swiss Elm (SE), Walnut (WA), White (WH) available in 18mm and 25mm.



BOW FRONTED S SHAPE
H: 740mm D:1200mm



S SHAPED TOP
H: 740mm D:1200mm



COMPACT DESKTOP
H: 740mm D: 1000-800/600mm



ANGULAR DESKTOP
H: 740mm D: 1134mm



D ENDED DESKTOP
H: 740mm D: 800mm

**CODE
WIDTH**

BFS20 BFS18 BFS16
2000 1800 1600

S20 S18 S16
2000 1800 1600

CS18 CS16
1800 1600

AT22 AT20
2200 2000

DE22 DE20
2200 2000



roma panel end
prefix code with 'P'

**18mm
25mm**

£338 £316 £292
£376 £353 £324

£281 £260 £235
£319 £297 £268

£250 £223
£256 £232

£265 £255
£281 £268

£214 £204
£252 £239



roma lorenzo
prefix code with 'RL'

25mm

£403 £381 £351

£346 £309 £295

£283 £259

£308 £296

£279 £266



giorgio
prefix code with 'G'

**18mm
25mm**

£338 £316 £292
£376 £353 £324

£281 £260 £235
£319 £297 £268

£250 £223
£256 £232

£265 £255
£281 £268

£214 £204
£252 £239



giorgio wire-managed
prefix code with 'GWM'

**18mm
25mm**

£382 £361 £337
£420 £398 £368

£326 £304 £279
£363 £341 £312

£294 £268
£301 £276

£310 £299
£325 £310

£258 £248
£296 £283



bologna ♦
prefix code with 'B'

25mm

£443 £420 £389

£384 £361 £331

£348 £319

£343 £332

£312 £299



modena ♦
prefix code with 'M'

25mm

£443 £420 £389

£384 £361 £331

£348 £319

£343 £332

£312 £299



giorgio height settable
prefix code with 'GHS'
height 650-950mm

25mm

£449 £426 £395

£389 £366 £336

£324 £298

£350 £333

£319 £306

Please specify left or right handed
(right handed shown)

Please specify left or right handed
(right handed shown)

Please specify left or right handed
(right handed shown)

Please specify left or right handed
(right handed shown)

Please specify left or right handed
(right handed shown)

♦ Fixed pedestals not available

♣ Pedestals will not fit under

AVAILABLE BOARD FINISHES

Beech (B), Cherry (C), Japanese Ash (JA), Light Oak (LO), Modern Oak (MO), Maple (M), Plain Grey (PG), Portofino Cherry (PC), Silver (S), Swiss Elm (SE), Walnut (WA), White (WH) available in 18mm and 25mm.



BOW FRONTED DESKTOP
H: 740mm D: 1000mm



CURVED DESKTOP
H: 740mm D: 950mm

**CODE
WIDTH**

BF18 BF16 BF14 BF12
1800 1600 1400 1200

CD18
1800



roma panel end
prefix code with 'P'

**18mm
25mm**

£214 £187 £175 £165
£254 £221 £209 £195

£239
£273



roma lorenzo
prefix code with 'RL'

25mm

£281 £249 £236 £222

£300



giorgio
prefix code with 'G'

**18mm
25mm**

£214 £187 £175 £165
£254 £221 £209 £195

£239
£273



giorgio wire-managed
prefix code with 'GWM'

**18mm
25mm**

£258 £232 £220 £210
£299 £266 £253 £240

£284
£317



bologna ♦
prefix code with 'B'

25mm

£317 £280 £268 £253

£335



modena ♦
prefix code with 'M'

25mm

£317 £280 £268 £253

£335



giorgio height settable
prefix code with 'GHS'
height 650-950mm

25mm

£322 £287 £274 £260

£341

♦ Fixed pedestals not available

♣ Pedestals will not fit under

AVAILABLE BOARD FINISHES

Beech (B), Cherry (C), Japanese Ash (JA), Light Oak (LO), Modern Oak (MO), Maple (M), Plain Grey (PG), Portofino Cherry (PC), Silver (S), Swiss Elm (SE), Walnut (WA), White (WH) available in 18mm and 25mm.



FREESTANDING RETURN
H: 740mm D: 600mm

FSR12 FSR10
1200 1000

£164 £152
£187 £175



PRINTER TABLE
H: 740mm D: 800mm

PT8
800

£177
£204



VDU WORKSTATION
H: 740mm D: 800mm

VDUWS
800

£130
£149

Please specify left or right handed
(right handed shown)

height adjustable
electric

- Height adjustment from 685 to 1205mm
- Dual rocker switch operation for improved safety
- Desktop movement of 25mm/second
- 12 month guarantee on electric components/10 years on wooden components
- **Only available with silver (RAL 9006) frame**

Electric - Rectangular
D:800mm
End size: 800mm

1800mm	ELEC18	£523
1600mm	ELEC16	£505
1400mm	ELEC14	£494
1200mm	ELEC12	£484

Electric - J Shape
D:1200mm
End size: 800/800mm
Please specify left or right handed (right handed shown)

1800mm	ELECJ18	£890
1600mm	ELECJ16	£849
1400mm	ELECJ14	£829
1200mm	ELECJ12	£810

NB: Not available with 800x600mm ends

IT desking

With office and educational space being at a premium, it's not always feasible to have a separate computer room. Our new IT desks have the best of both worlds, offering a gas-powered lifting strut to raise a PC monitor, keyboard and mouse up from out of the desk and then hides neatly away when not needed. Perfect for schools and universities or even businesses that don't always want a computer getting in the way. Both the CPU compartment and monitor housing are supplied with locks for added security.



1100W IT Desk
 H:740mm W:1100mm D:800mm
 Lockable CPU compartment
 Monitors NOT supplied

Please state if desks are sitting in rows as cable ports will be provided in panel ends if required (for network cables).


1100W 800D ITDESK11 £606



Will accept up to 24" monitors - some 24" models won't fit so please check before placing your order.



Folded down out of the way, the desk can be used as a standard worktop then simply twist the handle to allow the gas strut to automatically lift the monitor up.



CPU holders housed on the right-hand side of the desk will fit any CPUs up to 240mm wide.



Form and function working seamlessly together in this classroom full of IT desks.


AVAILABLE BOARD FINISHES

Beech (B), Cherry (C), Japanese Ash (JA), Light Oak (LO), Modern Oak (MO), Maple (M), Plain Grey (PG), Portofino Cherry (PC), Silver (S), Swiss Elm (SE), Walnut (WA), White (WH) available in 18mm and 25mm.




workbenches & tops

Choose from a wide selection of tops and create workbenching around the edges of your room. Legs have brackets to fix to the wall, and simply screw to the underside of the top. NB: Screws and fixings are not supplied with legs and tops are undrilled.




900H Workbench Leg
875mm high leg + 25mm top

900H	800D	900800WBL	£36
900H	600D	900600WBL	£33



740H Workbench Leg
715mm high leg + 25mm top

740H	800D	740800WBL	£33
740H	600D	740600WBL	£30



800mm Deep Tops
25mm MFC
Edged all round in 2mm PVC edging

2600W	800D	2600X800TOP/25	£155
2500W	800D	2500X800TOP/25	£149
2400W	800D	2400X800TOP/25	£144
2300W	800D	2300X800TOP/25	£137
2200W	800D	2200X800TOP/25	£132
2100W	800D	2100X800TOP/25	£126
2000W	800D	2000X800TOP/25	£120
1900W	800D	1900X800TOP/25	£115
1800W	800D	1800X800TOP/25	£98
1700W	800D	1700X800TOP/25	£88
1600W	800D	1600X800TOP/25	£79
1500W	800D	1500X800TOP/25	£73
1400W	800D	1400X800TOP/25	£69
1300W	800D	1300X800TOP/25	£64
1200W	800D	1200X800TOP/25	£59
1100W	800D	1100X800TOP/25	£56
1000W	800D	1000X800TOP/25	£51
900W	800D	900X800TOP/25	£46
800W	800D	800X800TOP/25	£45
700W	800D	700X800TOP/25	£43
600W	800D	600X800TOP/25	£38




600mm Deep Tops
25mm MFC
Edged all round in 2mm PVC edging

2600W	600D	2600X600TOP/25	£117
2500W	600D	2500X600TOP/25	£113
2400W	600D	2400X600TOP/25	£103
2300W	600D	2300X600TOP/25	£93
2200W	600D	2200X600TOP/25	£81
2100W	600D	2100X600TOP/25	£77
2000W	600D	2000X600TOP/25	£73
1900W	600D	1900X600TOP/25	£70
1800W	600D	1800X600TOP/25	£67
1700W	600D	1700X600TOP/25	£64
1600W	600D	1600X600TOP/25	£59
1500W	600D	1500X600TOP/25	£56
1400W	600D	1400X600TOP/25	£53
1300W	600D	1300X600TOP/25	£49
1200W	600D	1200X600TOP/25	£48
1100W	600D	1100X600TOP/25	£45
1000W	600D	1000X600TOP/25	£43
900W	600D	900X600TOP/25	£41
800W	600D	800X600TOP/25	£38
700W	600D	700X600TOP/25	£36
600W	600D	600X600TOP/25	£33

AVAILABLE BOARD FINISHES

Beech (B), Cherry (C), Japanese Ash (JA), Light Oak (LO), Modern Oak (MO), Maple (M), Plain Grey (PG), Portofino Cherry (PC), Silver (S), Swiss Elm (SE), Walnut (WA), White (WH) available in 18mm and 25mm.



desktop links, returns & extensions

Extend your desk space and add interest to your work area with a matching or contrasting desktop link, return or extension.

18mm 25mm

Extension Meeting Table
 H:740mm W:1600mm
 60mm Tubular legs or Trumpet base
 Please specify left or right hand
 Right hand shown

GEXMTTUB - Tubular	£221	£260
GEXMTTR - Trumpet	£269	£288

Pacman Extension Table
 H:740mm W:1200mm
 Please specify hand
 (left handed shown)
 60mm Tubular legs

PACEXT128	£217	£250
PACEXT126	£217	£250

Teardrop Meeting Table
 H:740mm
 Please specify grain direction

GTDMTTUB - Tubular	£217	£250
GTDMTTR - Trumpet	£264	£283

Extension Table Radial
 H:740mm
 60mm Tubular legs

1600mm GEXTR16	£186	£217
1200mm GEXTR12	£172	£203
800mm GEXTR8	£157	£180

Desk End Extension
 H:740mm
 60mm Tubular legs
 or Trumpet base

GDEX12TUB - Tubular	£217	£250
GDEX12TR - Trumpet	£264	£283

AVAILABLE BOARD FINISHES

Beech (B), Cherry (C), Japanese Ash (JA), Light Oak (LO), Modern Oak (MO), Maple (M), Plain Grey (PG), Portofino Cherry (PC), Silver (S), Swiss Elm (SE), Walnut (WA), White (WH) available in 18mm and 25mm.

18mm 25mm

Curved Link
 W:800mm D:800mm
 Includes brackets

90°	G90CLINK	£63	£73
60°	G60CLINK	£63	£73
45°	G45CLINK	£63	£73

Straight Link
 W:800mm D:800mm
 Includes brackets

90°	G90SLINK	£63	£73
60°	G60SLINK	£63	£73
45°	G45SLINK	£63	£73

Square Link
 W:800mm D:800mm
 Includes brackets

GSQLINK	£63	£73
---------	-----	-----

Modesty Panel For Links
 Includes brackets

G90MODL	£58
G60MODL	£58
G45MODL	£58

Support Leg For Linking Panels

SUPLEG	£24
--------	-----

Tubular Leg
 60mm or 80mm

80mm	TUB80	£33
60mm	TUB60	£25
60mm	CHRTUB60 - Chrome	£41

screens

The perfect finish to any new desk, our desktop and floorstanding screens come in a choice of shapes, sizes and finishes; with grey, silver or maple PVC edging as standard. Pinnable or linking options, extra deep brackets and luxury fabrics are all available as additional extras.



screensdesktop

Add interest and privacy to your work areas with a stylish desktop mounted screen. Available in a choice of colours and finishes to complement your desk and office décor. Manufactured from waste board, our screens also have a minimal carbon footprint.

SCREENS SUPPLIED WITH 30mm C CLAMP AS STANDARD

SCREENS CAN BE MADE TO A SMALLER HEIGHT FOR NO EXTRA CHARGE IF SPECIFIED AT TIME OF ORDER

Rectangular Desktop Screen

H:480mm



800mm	HRDT8	£72
1000mm	HRDT10	£73
1100mm	HRDT11	£76
1200mm	HRDT12	£77
1400mm	HRDT14	£80
1500mm	HRDT15	£84
1600mm	HRDT16	£87
1638mm	HRDT1638	£87
1800mm	HRDT18	£90
2000mm	HRDT20	£98

Wave Desktop Screen

H:480-280mm



800mm	HWDT8	£77
1000mm	HWDT10	£82
1100mm	HWDT11	£84
1200mm	HWDT12	£85
1400mm	HWDT14	£89
1500mm	HWDT15	£92
1600mm	HWDT16	£94
1638mm	HWDT1638	£94
1800mm	HWDT18	£98
2000mm	HWDT20	£107

Arc Desktop Screen

H:480mm



800mm	HADT8	£77
1000mm	HADT10	£82
1100mm	HADT11	£84
1200mm	HADT12	£85
1400mm	HADT14	£89
1500mm	HADT15	£92
1600mm	HADT16	£94
1638mm	HADT1638	£94
1800mm	HADT18	£98
2000mm	HADT20	£107

Curved Desktop Screen

H:480mm



800mm	HCDT8	£77
1000mm	HCDT10	£82
1100mm	HCDT11	£84
1200mm	HCDT12	£85
1400mm	HCDT14	£89
1500mm	HCDT15	£92
1600mm	HCDT16	£94
1638mm	HCDT1638	£94
1800mm	HCDT18	£98
2000mm	HCDT20	£107

Screen Clamps

Individual Single Clamp (as shown)



Standard	STB	£9
Over-Leg	OLB	£9
Panel End	PEB	£9
End	EMT	£9
Circular	CTB	£9
T	TBRACKET	£9

AVAILABLE FABRIC FINISHES

Any Camira fabric from the Cara or Lucia range. Other fabrics available upon request (surcharges may apply).

Aluminium Surround Desktop Screen

Aluminium trim
Non-linking, non-pinnable
H:480mm




NB Corner

800mm	HALDT8	£95
1000mm	HALDT10	£97
1100mm	HALDT11	£100
1200mm	HALDT12	£102
1400mm	HALDT14	£105
1500mm	HALDT15	£110
1600mm	HALDT16	£113
1638mm	HALDT1638	£113
1800mm	HALDT18	£116
2000mm	HALDT20	£127

Toolbar Screen

Aluminium surround
Non-linking, non-pinnable
4 slot tool bar
H:480mm



NB Not suitable for hanging heavy monitors

800mm	RSDT8	£179
1000mm	RSDT10	£191
1200mm	RSDT12	£206
1400mm	RSDT14	£220
1500mm	RSDT15	£231
1600mm	RSDT16	£242
1638mm	RSDT1638	£242
1800mm	RSDT18	£265
2000mm	RSDT20	£290

Single Toolbar Monitor Arm

Available in silver only
Adjustable in all directions



SSCRMA

£100

Toolbar Stationery Tray

W:380mm
Black, Anthracite or Opaque



STTRAY

£33

Toolbar A4 Paper Tray

Landscape
Black, Anthracite or Opaque



PA4LT

Landscape

£24

Options

Grey, Silver or Maple edging is available on all screens. Please state at time of ordering.

Pinnable - add £23 per screen

Overleg bracket - Free of charge (when supplied with screen) - please specify at time of order

Linking - add £10 per screen



screensfloor standing

For noise reduction and privacy, floor standing screens come in a variety of heights and widths. Choose linking screens if you need to separate larger areas with more than just one screen.

SCREEN PRICES INCLUDE T FEET AS STANDARD

Rectangular Floor Standing Screen 1600H, 1700H & 1800H

Height	1600mm	1700mm	1800mm			
Width	Code	Code	Code	Freestanding	Linking	Pinnable
1000mm	HFS1610	HFS1710	HFS1810	£179	£198	£246
1100mm	HFS1611	HFS1711	HFS1811	£180	£199	£247
1200mm	HFS1612	HFS1712	HFS1812	£180	£199	£247
1300mm	HFS1613	HFS1713	HFS1813	£180	£199	£247
1400mm	HFS1614	HFS1714	HFS1814	£197	£216	£263
1500mm	HFS1615	HFS1715	HFS1815	£197	£216	£264
1600mm	HFS1616	HFS1716	HFS1816	£198	£216	£265
1700mm	HFS1617	-	-	£198	£216	£265
1800mm	HFS1618	-	-	£201	£220	£271

Rectangular Floor Standing Screen 1300H, 1400H & 1500H

Height	1300mm	1400mm	1500mm			
Width	Code	Code	Code	Freestanding	Linking	Pinnable
1000mm	HFS1310	HFS1410	HFS1510	£146	£162	£193
1100mm	HFS1311	HFS1411	HFS1511	£158	£174	£208
1200mm	HFS1312	HFS1412	HFS1512	£162	£178	£214
1300mm	HFS1313	HFS1413	HFS1513	£165	£183	£221
1400mm	HFS1314	HFS1414	HFS1514	£170	£187	£227
1500mm	HFS1315	HFS1415	HFS1515	£173	£191	£234
1600mm	HFS1316	HFS1416	HFS1516	£177	£195	£240
1700mm	HFS1317	HFS1417	HFS1517	£198	£216	£263
1800mm	HFS1318	HFS1418	HFS1518	£201	£219	£270

Rectangular Floor Standing Screen 1000H, 1100H & 1200H

Height	1000mm	1100mm	1200mm			
Width	Code	Code	Code	Freestanding	Linking	Pinnable
1000mm	HFS1010	HFS1110	HFS1210	£149	£165	£198
1100mm	HFS1011	HFS1111	HFS1211	£149	£165	£199
1200mm	HFS1012	HFS1112	HFS1212	£149	£165	£199
1300mm	HFS1013	HFS1113	HFS1213	£149	£165	£199
1400mm	HFS1014	HFS1114	HFS1214	£158	£174	£208
1500mm	HFS1015	HFS1115	HFS1215	£159	£174	£209
1600mm	HFS1016	HFS1116	HFS1216	£159	£174	£209
1700mm	HFS1017	HFS1117	HFS1217	£178	£195	£245
1800mm	HFS1018	HFS1118	HFS1218	£183	£198	£252



T Foot

Individual foot (as shown)

FSSF

£22

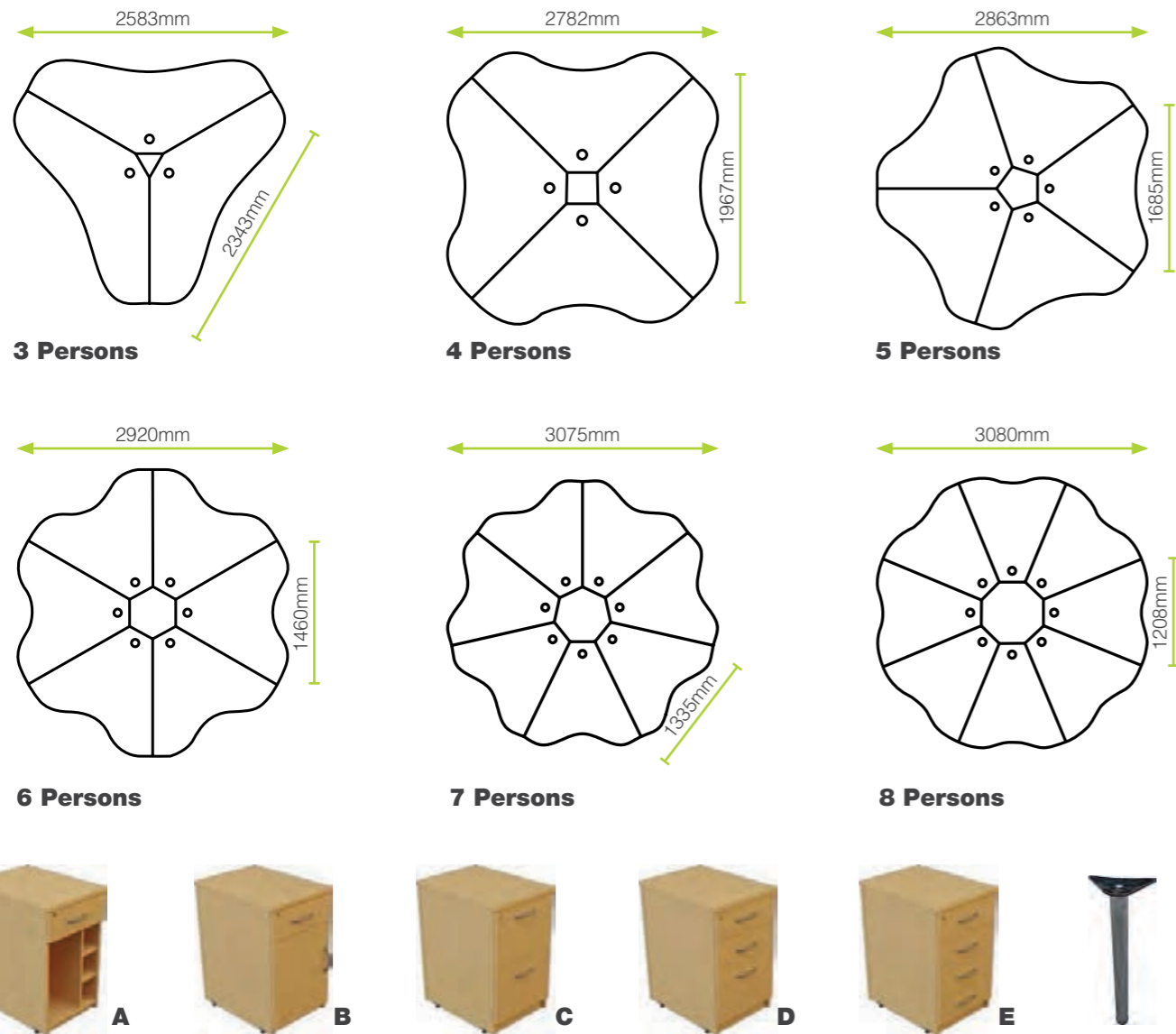
AVAILABLE FABRIC FINISHES

Any Camira fabric from the Cara range. Add 15% for Lucia. Other fabrics available upon request (surcharges may apply).



call centres

The Hawk range of Call Centre desking can accommodate from 3 to 8 people with ease. Each centre comes complete with a choice of pedestals.



Call Centres

25mm only
Includes pedestals

			With Screens	Without Screens
3	GCCP3P		£1,542	£908
4	GCCP4P		£1,972	£1,125
5	GCCP5P		£2,465	£1,406
6	GCCP6P		£2,962	£1,686
7	GCCP7P		£3,451	£1,967
8	GCCP8P		£3,943	£2,250

Pedestal options

Suffix letter to call centre code

A	GCCPUP	CPU pedestal with shelves
B	GCCSDCUP	1 shallow drawer and single door cupboard
C	GCC2DP	2 filing drawers
D	GCC3DP	2 shallow drawers and 1 filing drawer
E	GCC4DP	4 shallow drawers
F	GCCTUB	Tubular legs, no pedestals (minus £87 per top) - tops will share a leg

AVAILABLE BOARD FINISHES

Beech (B), Cherry (C), Japanese Ash (JA), Light Oak (LO), Modern Oak (MO), Maple (M), Plain Grey (PG), Portofino Cherry (PC), Silver (S), Swiss Elm (SE), Walnut (WA), White (WH) available in 18mm and 25mm.





budgetbench

Traditional bench desking can be expensive when compared to normal stand-alone desks, but the new budget range provides exactly what the name suggests. Clever yet simple engineering has allowed us to create a bench desk that is more cost-effective coupled with a minimal yet functional design.

- Benches accept standard desktop screens (fixed with C clamps) and standard cable trays available from the product guide (not supplied as standard).

- All tops are drilled as standard to accept 600D returns on 1400mm+ benches.

- Supplied with twin scallops as standard - port holes are not available due to interference with the frame.

- Side dividing screens can only be fitted using T brackets (see p38) screwed to the top due to interference with the frame.



600D

800D



Single Bench Starter

H:740mm
25mm Top

Width	Code	Price	Code	Price
1000mm	BSBS106	£133	BSBS108	£146
1200mm	BSBS126	£144	BSBS128	£159
1400mm	BSBS146	£173	BSBS148	£189
1600mm	BSBS166	£178	BSBS168	£195
1800mm	BSBS186	£183	BSBS188	£202



Single Bench Add-On

H:740mm
25mm Top

Width	Code	Price	Code	Price
1000mm	BSBA106	£144	BSBA108	£160
1200mm	BSBA126	£157	BSBA128	£173
1400mm	BSBA146	£185	BSBA148	£203
1600mm	BSBA166	£190	BSBA168	£209
1800mm	BSBA186	£195	BSBA188	£216



Double Bench Starter

H:740mm
25mm Top

Width	Code	Price	Code	Price
1000mm	BDBS1012	£214	BDBS1016	£239
1200mm	BDBS1212	£237	BDBS1216	£266
1400mm	BDBS1412	£294	BDBS1416	£326
1600mm	BDBS1612	£304	BDBS1616	£339
1800mm	BDBS1812	£315	BDBS1816	£352



Double Bench Add-On

H:740mm
25mm Top

Width	Code	Price	Code	Price
1000mm	BDBA1012	£214	BDBA1016	£239
1200mm	BDBA1212	£237	BDBA1216	£266
1400mm	BDBA1412	£294	BDBA1416	£326
1600mm	BDBA1612	£304	BDBA1616	£339
1800mm	BDBA1812	£315	BDBA1816	£352

AVAILABLE BOARD FINISHES

Beech (B), Cherry (C), Japanese Ash (JA), Light Oak (LO), Modern Oak (MO), Maple (M), Plain Grey (PG), Portofino Cherry (PC), Silver (S), Swiss Elm (SE), Walnut (WA), White (WH) available in 18mm and 25mm.



1000x600 Return

25mm Top
Fixes to pre-drilled holes in front of desktop

BBRET106 £113



Mod Panels

Hooks over frame

TO FIT:	Code	Price
1000mm	BBMMP10	£62
1200mm	BBMMP12	£66
1400mm	BBMMP14	£79
1600mm	BBMMP16	£83
1800mm	BBMMP18	£86



Cable Trays

No fixings needed, tray simply hooks over crossbar

TO FIT:	Code	Price
1000mm	BBMCT10	£36
1200mm	BBMCT12	£38
1400mm	BBMCT14	£44
1600mm	BBMCT16	£50
1800mm	BBMCT18	£56



Extensions

D:550mm
25mm Top
Can be retro-fitted


WIDTH:	Code	Price
1200mm	BE12	£100
1600mm	BE16	£111





giannibench

Now considered a very established desking option, the Hawk benches are a simple yet brilliantly engineered piece of furniture. Fabricated from 50x50mm box section steel and laser-cut parts, available in a range of standard powdercoated colours as well as more contemporary designs. A huge range of desktop sizes ensure a perfect fit for your office space, ideal for small or large teams that need to work together. If you're looking to stand out from the crowd - this is the one to go for.



It's clever but simple - loosen the top fixings and the desktop slides forward in a dedicated slot to allow access to the cable tray.



Our bench systems come complete with an innovative cable management system, and a cable tray wide enough for even the most power hungry user.



Keep your cables looking neat with one of our sleek umbilical spines.

gianni800mm

The bench desking has proven to be extremely popular since its inception in 2008, providing large expanses of uninterrupted work areas and a flexibility that works perfectly for bigger teams that need to work together. All benches are supplied with 25mm tops.

- Single desks do not include cable trays but will accept them - see p75
- All 600D benches will only take small mobile peds
- For screens see p38
- Wooden modesty panels cannot be fitted to single bench - metal panels can be fitted - see p75
- Tops are scalloped 10mm along the back edge for easy cable routing
- Max underdesk height clearance 635mm (585mm to clear cable tray)

size



gianni



gianni 'A'

Single Bench Starter

H:740mm



size	gianni	price	gianni 'A'	price
1000x800mm	GSBS108	£253	GASBS108	£253
1200x800mm	GSBS128	£260	GASBS128	£260
1400x800mm	GSBS148	£266	GASBS148	£266
1600x800mm	GSBS168	£274	GASBS168	£274
1800x800mm	GSBS188	£279	GASBS188	£279
2000x800mm	GSBS208	£286	GASBS208	£286

Single Bench Add-On

H:740mm



size	gianni	price	gianni 'A'	price
1000x800mm	GSBA108	£247	GASBA108	£247
1200x800mm	GSBA128	£255	GASBA128	£255
1400x800mm	GSBA148	£260	GASBA148	£260
1600x800mm	GSBA168	£268	GASBA168	£268
1800x800mm	GSBA188	£274	GASBA188	£274
2000x800mm	GSBA208	£281	GASBA208	£281

Double Bench Starter - includes cable tray

H:740mm



size	gianni	price	gianni 'A'	price
1000x1600mm	GDBS1016	£459	GADBS1016	£459
1200x1600mm	GDBS1216	£467	GADBS1216	£467
1400x1600mm	GDBS1416	£480	GADBS1416	£480
1600x1600mm	GDBS1616	£493	GADBS1616	£493
1800x1600mm	GDBS1816	£506	GADBS1816	£506
2000x1600mm	GDBS2016	£519	GADBS2016	£519

Double Bench Add-On - includes cable tray

H:740mm



size	gianni	price	gianni 'A'	price
1000x1600mm	GDBA1016	£444	GADBA1016	£444
1200x1600mm	GDBA1216	£452	GADBA1216	£452
1400x1600mm	GDBA1416	£465	GADBA1416	£465
1600x1600mm	GDBA1616	£478	GADBA1616	£478
1800x1600mm	GDBA1816	£492	GADBA1816	£492
2000x1600mm	GDBA2016	£506	GADBA2016	£506

AVAILABLE BOARD FINISHES

Beech (B), Cherry (C), Japanese Ash (JA), Light Oak (LO), Modern Oak (MO), Maple (M), Plain Grey (PG), Portofino Cherry (PC), Silver (S), Swiss Elm (SE), Walnut (WA), White (WH) available in 18mm and 25mm.

gianni600mm

size



gianni



gianni 'A'

Single Bench Starter

H:740mm



size	gianni	price	gianni 'A'	price
1000x600mm	GSBS106	£244	GASBS106	£244
1200x600mm	GSBS126	£251	GASBS126	£251
1400x600mm	GSBS146	£257	GASBS146	£257
1600x600mm	GSBS166	£263	GASBS166	£263
1800x600mm	GSBS186	£270	GASBS186	£270
2000x600mm	GSBS206	£279	GASBS206	£279

Single Bench Add-On

H:740mm



size	gianni	price	gianni 'A'	price
1000x600mm	GSBA106	£239	GASBA106	£239
1200x600mm	GSBA126	£245	GASBA126	£245
1400x600mm	GSBA146	£251	GASBA146	£251
1600x600mm	GSBA166	£257	GASBA166	£257
1800x600mm	GSBA186	£263	GASBA186	£263
2000x600mm	GSBA206	£273	GASBA206	£273

Double Bench Starter - includes cable tray

H:740mm



size	gianni	price	gianni 'A'	price
1000x1200mm	GDBS1012	£447	GADBS1012	£447
1200x1200mm	GDBS1212	£454	GADBS1212	£454
1400x1200mm	GDBS1412	£459	GADBS1412	£459
1600x1200mm	GDBS1612	£467	GADBS1612	£467
1800x1200mm	GDBS1812	£472	GADBS1812	£472
2000x1200mm	GDBS2012	£485	GADBS2012	£485

Double Bench Add-On - includes cable tray

H:740mm



size	gianni	price	gianni 'A'	price
1000x1200mm	GDBA1012	£434	GADBA1012	£434
1200x1200mm	GDBA1212	£439	GADBA1212	£439
1400x1200mm	GDBA1412	£444	GADBA1412	£444
1600x1200mm	GDBA1612	£452	GADBA1612	£452
1800x1200mm	GDBA1812	£457	GADBA1812	£457
2000x1200mm	GDBA2012	£470	GADBA2012	£470

gianni 'A'





*evolution*bench

Possibly the strongest and most versatile bench system on the market today. Sit confidently knowing that even the most power-hungry, multiple-monitor systems will hang firm on the toolbar screens, with an impressive integrated screen support. Don't just take our word for it - full FIRA accreditation assures the Evolution is more than capable of meeting your demands.

Take a look at the following page for new additions to the range with our new extensions!

evolutionbench

All benches (double AND single) come as standard with a cable tray and toolbar screen (see p33 for monitor arms and stationary trays).


- All single benches are supplied with modesty panels as standard. Add-ons have a wire managed central leg.
- For power options see p75 - the 4 gang socket (POW4) is designed to sit inside the Evolution cable trays.

	600D			800D		
 <p>Single Bench Starter - includes cable tray H:740mm</p>	width					
	1000mm	ESBS106	£528	ESBS108	£542	
	1200mm	ESBS126	£539	ESBS128	£554	
	1400mm	ESBS146	£550	ESBS148	£564	
	1600mm	ESBS166	£560	ESBS168	£575	
	1800mm	ESBS186	£575	ESBS188	£589	
	2000mm	ESBS206	£590	ESBS208	£604	

 <p>Single Bench Add-On - includes cable tray H:740mm</p>	width					
	1000mm	ESBA106	£487	ESBA108	£521	
	1200mm	ESBA126	£518	ESBA128	£533	
	1400mm	ESBA146	£529	ESBA148	£544	
	1600mm	ESBA166	£540	ESBA168	£555	
	1800mm	ESBA186	£555	ESBA188	£570	
	2000mm	ESBA206	£572	ESBA208	£586	

 <p>Double Bench Starter - includes cable tray H:740mm</p>	width					
	1000mm	EDBS1012	£712	EDBS1016	£741	
	1200mm	EDBS1212	£729	EDBS1216	£758	
	1400mm	EDBS1412	£752	EDBS1416	£781	
	1600mm	EDBS1612	£772	EDBS1616	£801	
	1800mm	EDBS1812	£795	EDBS1816	£824	
	2000mm	EDBS2012	£818	EDBS2016	£847	

 <p>Double Bench Add-On - includes cable tray H:740mm</p>	width					
	1000mm	EDBA1012	£673	EDBA1016	£702	
	1200mm	EDBA1212	£689	EDBA1216	£718	
	1400mm	EDBA1412	£712	EDBA1416	£741	
	1600mm	EDBA1612	£732	EDBA1616	£761	
	1800mm	EDBA1812	£755	EDBA1816	£784	
	2000mm	EDBA2012	£779	EDBA2016	£808	

 <p>Free Floating Extension D:550mm Can be retro-fitted</p>	width			
	1200mm	EE12	£100	
	1600mm	EE16	£111	

AVAILABLE BOARD FINISHES

Beech (B), Cherry (C), Japanese Ash (JA), Light Oak (LO), Modern Oak (MO), Maple (M), Plain Grey (PG), Portofino Cherry (PC), Silver (S), Swiss Elm (SE), Walnut (WA), White (WH) available in 18mm and 25mm.



One, two, or maybe even three monitors? Our strong screen brackets have it covered whatever the requirement.



Easy flip-up access ensures your connections are only a second away - perfect for hot desking.



Single bench leg frame illustrating beautiful yet simple design.



A work of art - or clever design? Cable trays provide a wealth of storage for all your power and cabling needs.



*force*bench

Stay ahead of the competition - latest trends show the office furniture industry is moving away from skinny leg frames and towards the thick and chunky, not only for strength benefits but the improved aesthetics make for a bold environment wherever your office may be.

A high-end bench system with absolutely no compromise. If you want to make a statement, do it with force.



All tops (singles and doubles) are scalloped for cables as well as having permanent sliding tops.

600D

800D

Single Bench Starter - includes cable tray
H:740mm



1000mm	-	FSBS108	£521
1200mm	-	FSBS128	£545
1400mm	-	FSBS148	£581
1600mm	-	FSBS168	£626
1800mm	-	FSBS188	£651
2000mm	-	FSBS208	£712

Single Bench Add-On - includes cable tray
H:740mm



1000mm	-	FSBA108	£417
1200mm	-	FSBA128	£430
1400mm	-	FSBA148	£456
1600mm	-	FSBA168	£512
1800mm	-	FSBA188	£537
2000mm	-	FSBA208	£597

Double Bench Starter - includes cable tray
H:740mm




1000mm	FDBS1012	£615	FDBS1016	£691
1200mm	FDBS1212	£640	FDBS1216	£719
1400mm	FDBS1412	£678	FDBS1416	£761
1600mm	FDBS1612	£727	FDBS1616	£816
1800mm	FDBS1812	£750	FDBS1816	£842
2000mm	FDBS2012	£811	FDBS2016	£911

Double Bench Add-On - includes cable tray
H:740mm




1000mm	FDBA1012	£430	FDBA1016	£482
1200mm	FDBA1212	£454	FDBA1216	£510
1400mm	FDBA1412	£483	FDBA1416	£542
1600mm	FDBA1612	£541	FDBA1616	£608
1800mm	FDBA1812	£564	FDBA1816	£634
2000mm	FDBA2012	£625	FDBA2016	£702

Aluminium Toolbar Screen
H:320mm
3 Channel Management Rail
Fabric choice from the Camira Lucia range



non-pinnable		lightweight pinnable	
FATS10NP	£184	FATS10P	£196
FATS12NP	£204	FATS12P	£219
FATS14NP	£231	FATS14P	£242
FATS16NP	£252	FATS16P	£265
FATS18NP	£273	FATS18P	£288
FATS20NP	£293	FATS20P	£311

Free Floating Extension
D:550mm
Can be retro-fitted



width			
1200mm	FE12	£190	
1600mm	FE16	£205	

AVAILABLE BOARD FINISHES

Beech (B), Cherry (C), Japanese Ash (JA), Light Oak (LO), Modern Oak (MO), Maple (M), Plain Grey (PG), Portofino Cherry (PC), Silver (S), Swiss Elm (SE), Walnut (WA), White (WH) available in 18mm and 25mm.



storage

No clutter, no mess and everything in its place. It may sound too good to be true but with the right kind of storage solutions it's perfectly possible. Our inventive range of storage furniture can help keep you organised in so many ways. Designed to delight and built to last, all our storage items are FIRA tested and are heat, stain and scratch resistant to give you years of faithful service. So, from open bookcases to over desk tambour units, we have all you need for an ordered and stylish office life.



storage



Filing Cabinets



90° Desk End Bookcases



90° Tambour Cupboards



Credenza Storage Units

Note: fridge is not integrated



Sliding Door Base Units



Executive Storage Wall



Pedestal Top Boxes



Side Filers



Document Sorters



Sideboard Storage Units



Metal Pedestals



Bespoke Storage Wall



Pen Trays



Narrow Pedestals



Third Level Storage



Sliding Glass Door Top Units



Multi Combi Units



Filing Pedestals



System Storage Cupboards



Low Level Storage




Contract Tambours



Hinged Glass Door Cupboards




Low Level Storage



Bespoke Storage

pedestals


A huge range of options allow our pedestals to work seamlessly with all desking ranges. Drawer carcasses constructed from foil wrap-around with hardboard base, operating on self-closing (during last 60mm) roller action metal runners with a load capacity of 30kg, ensuring a robust and reliable product.

		Depth		18mm	25mm
	Desk High W:438mm H:740mm Locking, 2 Keys Adjustable Feet Max CPU Height 470mm	800mm	GDHP8D4	£204	£224
			GDHP8D3	£204	£224
			GDHP8D2	£204	£224
			GDHP8D1D1DR	£204	£224
			GDHP8DCPU	£214	£234
	600mm	GDHP6D4	£167	£180	
		GDHP6D3	£167	£180	
		GDHP6D2	£167	£180	
		GDHP6D1D1DR	£167	£180	
		GDHP6DCPU	£177	£190	


Grain runs L-R on 800D pedestals, F-B on 600D pedestals

	Narrow Desk High W:310mm H:740mm Locking, 2 Keys Adjustable Feet Max CPU Height 470mm CPU option does not have shelves	800mm	GNDHP8D4	£200	£219
			GNDHP8D3	£200	£219
			GNDHP8D2	£200	£219
			GNDHP8D1D1DR	£200	£219
			GNDHP8DCPU	£211	£230
	600mm	GNDHP6D4	£163	£176	
		GNDHP6D3	£163	£176	
		GNDHP6D2	£163	£176	
		GNDHP6D1D1DR	£163	£176	
		GNDHP6DCPU	£173	£186	


Grain runs L-R on 800D pedestals, F-B on 600D pedestals

	Mobile Underdesk W:438mm D: 548mm H:635mm Locking, 2 Keys Suitable for under bench desking Unit Sits On Castors Max CPU Height 420mm Do not fit under Modena & Bologna desks		GMHUP4D	£169	£182
			GMHUP3D	£169	£182
			GMHUP2D	£169	£182
			GMHUP1D1DR	£169	£182
			GMHUPCPU	£178	£191

Grain runs L-R

	Mobile Narrow Underdesk H:635mm W:310mm D:548mm Locking, 2 Keys Unit sits on castors Max CPU Height 420mm Do not fit under Modena & Bologna desks		GNUMP4D	£164	£177
			GNUMP3D	£164	£177
			GNUMP2D	£164	£177
			GNUMP1D1DR	£164	£177
			GNUMPCPU	£164	£177

Grain runs L-R

	Small Mobile W:438mm D:605mm H:595mm Locking, 2 Keys Unit sits on castors		G2DMP	£123	£140
			G3DMP	£123	£140


Grain runs L-R

AVAILABLE BOARD FINISHES

Beech (B), Cherry (C), Japanese Ash (JA), Light Oak (LO), Modern Oak (MO), Maple (M), Plain Grey (PG), Portofino Cherry (PC), Silver (S), Swiss Elm (SE), Walnut (WA), White (WH) available in 18mm and 25mm.


Drawer Options...

2 Drawer




2 Deep Filing Drawers
NB: Files hang front to back

3 Drawer




2 Shallow Drawers / 1 Deep Filing Drawer
NB: Files hang front to back

4 Drawer




4 Shallow Drawers

1 Drawer 1 Door





1 Shallow Drawer / 1 Door
NB: Left-Hand-Hinged (LHH) as standard


CPU




1 Shallow Drawer / CPU Space with shelving
NB: Can hold CPU with maximum width of 250mm




		18mm	25mm
	Small Mobile (Metal) W:400mm D:575mm H:595mm (620mm with wooden top) Locking, 2 Keys Unit sits on castors Available in Silver or White	M3DMP	£180
		M3DMP w/Wooden Top	£206
			£218


	Fixed W:429mm D:577mm H:505mm Locking, 2 Keys	GFP2D	£98
		GFP3D	£98

	Straight Pedestal Extension W:1000mm H:740mm Locking, 2 Keys Adjustable Feet Left-hand shown (position of pedestal determines hand)	800mm	GSPEX8D4	£249	£279
			GSPEX8D3	£249	£279
			GSPEX8D2	£249	£279
			GSPEX8D1D1DR	£249	£279
			GSPEXCPU	£258	£289
			600mm	GSPEX6D4	£217
	GSPEX6D3	£217		£242	
	GSPEX6D2	£217		£242	
	GSPEX6D1D1DR	£217		£242	
	GSPEX6DCPU	£228		£252	

Grain runs L-R on 800D pedestals, F-B on 600D pedestals

	Curved Pedestal Extension W:1000mm D:800-600mm H:740mm Locking, 2 Keys Adjustable Feet Left-hand shown (position of pedestal determines hand)		GCPEXD4	£280	£311
			GCPEXD3	£280	£311
			GCPEXD2	£280	£311
			GCPEXD1D1DR	£280	£311
			GCPEXCPU	£291	£321






Grain runs F-B

	Pedestal Top Box - Freestanding W:438mm H:400mm		800mm	PEDTBU8	£110	£121
			600mm	PEDTBU6	£92	£108

Left-hand shown (position of shelves determines hand)

low storage





An extensive selection of desk high storage units from two door cupboards to tambours, glass doors and sideboard units.

		18mm	25mm
 <p>Base Unit D:600mm H:740mm Locking, 2 Keys 1 Adjustable Shelf Adjustable Feet</p>			
	1200mm GBU12*	£203	£226
	1000mm GBU10	£178	£201
	800mm GBU8	£165	£185
Grain runs F-B	*These units have a central support		
 <p>Glass Door Base Unit D:600mm H:740mm Locking, 2 Keys 1 Adjustable Shelf Adjustable Feet</p>			
	1200mm VGBU12*		£367
	1000mm VGBU10		£335
	800mm VGBU8		£306
Grain runs F-B	*These units have a central support		
 <p>Sliding Door Base Unit D: 600mm H:740mm Locking, 2 Keys 1 Adjustable Shelf Unit sits on glide castors</p>			
	1600mm GSDBU16*	£340	£372
	1200mm GSDBU12*	£277	£301
	1000mm GSDBU10	£245	£271
	800mm GSDBU8	£213	£237
Grain runs F-B	*These units have a central support		
 <p>Credenza W:1200mm D:600mm H:740mm Locking, 2 Keys Adjustable Feet Unit has centre support</p>			
	GCREZDZ	£228	£250
	FRIDGE - to fit above	£254	
	Please specify if fridge is being fitted as unit will be provided with ventilation holes Note: fridge is not integrated		
Grain runs F-B			
 <p>Side Filer W:800mm D: 600mm H:740mm Locking, 2 Keys Adjustable feet with anti-tilt castor Accepts foolscap files</p>			
	GSFU8	£235	£278
	Grain runs F-B		

AVAILABLE BOARD FINISHES

Beech (B), Cherry (C), Japanese Ash (JA), Light Oak (LO), Modern Oak (MO), Maple (M), Plain Grey (PG), Portofino Cherry (PC), Silver (S), Swiss Elm (SE), Walnut (WA), White (WH) available in 18mm and 25mm.

18mm 25mm

 <p>Desk High Tambour W:800mm D:600mm H:740mm Locking, 2 Keys 1 Adjustable Shelf Adjustable Feet Accommodates 2 rows of A4 filing</p>			
	GDHTAM8	£337	£353
Grain runs F-B			
 <p>90° Desk High Tambour W:800mm D:800mm H:740mm Locking, 2 Keys 1 Fixed Shelf Adjustable Feet Accommodates 2 rows of A4 filing</p>			
	G90DHTAM	£371	£384
Grain runs 45°			
 <p>Small Sideboard Unit W:1200mm D:600mm H:740mm Locking 1 Adjustable Shelf Adjustable Feet Drawers determine hand (RH shown)</p>			
	Open SSBUOF2DR	£234	£268
	2 Drawer SSBU2D2DR	£311	£345
	3 Drawer SSBU3D2DR	£311	£345
	4 Drawer SSBU4D2DR	£311	£345
	Grain runs L-R		
 <p>Sideboard Unit W:1600mm D:600mm H:740mm Locking 2 Adjustable Shelves Adjustable Feet</p>			
	Open SBUOF4DR	£378	£433
	2 Drawer SBU2D4DR	£454	£510
	3 Drawer SBU3D4DR	£454	£510
	4 Drawer SBU4D4DR	£454	£510
	Grain runs L-R		





low storage


	Height	Width		18mm	25mm
	Top Unit D:410mm				
	GTU - 1 adjustable shelf	740mm	800mm GTU8	£92	£105
	GTTU - 2 adjustable shelves	1060mm	800mm GTTU	£105	£121
		740mm	1200mm GTU12*	£118	£137
		740mm	1600mm GTU16*	£130	£153
Units now have a flush base allowing for 2 x lever arch files to fit					
*These units have a central support					

	Sliding Door Glazed Top Unit W:800mm D:410mm				
	GLASTU -1 adjustable shelf	740mm	800mm GLASTU	£220	£234
	GLASTTU -2 adjustable shelves	1060mm	800mm GLASTTU	£241	£258
			GLASLOK	£23	

	Glass Door Top Unit D:410mm				
	VGTTU -2 adjustable shelves	1060mm	800mm VGTTU8	£337	£284
	VGTTU -1 adjustable shelf	740mm	800mm VGTTU8	£337	£284
		740mm	1200mm VGTTU12*	£353	
*These units have a central support					

	90° Desk High Bookcase H:740mm 1 Fixed Shelf Adjustable Feet				
		End Size			
		800mm	G90DEBC8	£191	£213
		600mm	G90DEBC6	£182	£200

	Document Sorter W:800mm D:332mm H:1102mm Compartment size 240W x 190H				
			GDOCSORT	£232	£266


	Multi Combi Unit W:650mm D:800mm H:1200mm Locking Unit supplied with sliding glide feet Right hand shown (position of cupboard determines hand)				
			MCU	£620	£669


AVAILABLE BOARD FINISHES


Beech (B), Cherry (C), Japanese Ash (JA), Light Oak (LO), Modern Oak (MO), Maple (M), Plain Grey (PG), Portofino Cherry (PC), Silver (S), Swiss Elm (SE), Walnut (WA), White (WH) available in 18mm and 25mm.

18mm 25mm

	Desk High Mobile Storage Unit Single Sided D:410mm H:740mm Unit comes on castors 2 Adjustable shelves				
		1000mm DHMSSU10		£202	£225
		1200mm DHMSSU12*		£217	£241
		1600mm DHMSSU16*		£244	£271
*These units have a central support					

	Desk High Mobile Storage Unit Double Sided D:600mm H:740mm Unit comes on castors 4 Adjustable shelves				
		1000mm DHMDSU10		£272	£301
		1200mm DHMDSU12*		£325	£361
		1600mm DHMDSU16*		£434	£482
*These units have a central support					

	Under Desk Storage Mobile Unit D:400mm H:620mm Please specify left or right handed Left hand shown (position of cupboard determines hand)				
		1200mm MUDSU12		£337	£381
		1600mm MUDSU16		£369	£411

	Under Desk Mobile Storage Unit Single Sided D:410mm H:620mm Unit comes on castors 2 Adjustable shelves				
		1000mm MUDSSU10		£219	£244
		1200mm MUDSSU12		£263	£293
		1600mm MUDSSU16		£351	£390

	Under Desk Mobile Storage Unit Double Sided D:600mm H:620mm Unit comes on castors 4 Adjustable shelves				
		1000mm MUDDSU10		£258	£286
		1200mm MUDDSU12		£310	£343
		1600mm MUDDSU16		£412	£456




high storage


	Height		18mm	25mm
		Filing Cabinet		
		W:484mm D:658mm		
		Locking, 2 Keys		
		Anti-tilt mechanism		
	1048mm	GFC4D	£311	£315
	1048mm	GFC3D	£265	£270
	740mm	GFC2D	£227	£231
		100% drawer opening		
		15kg safe hanging weight limit per drawer		

	Height		18mm	25mm	
		Bookcase			
		D:410mm			
			800mm Wide		
		2000mm	GBC20	£165	£207
		1800mm	GBC18	£147	£188
		1600mm	GBC16	£132	£173
		1200mm	GBC12	£108	£125
		1000mm	GBC10	£92	£110
		740mm	GBC740	£92	£105
		740mm	GBC740LA	£92	£105
			1000mm Wide		
		2000mm	GBC2010	-	£242
		1800mm	GBC1810	-	£222
	1600mm	GBC1610	-	£203	
	1200mm	GBC1210	-	£151	
	1000mm	GBC1010	-	£132	
	740mm	GBC74010	-	£127	
	740mm	GBC74010LA	-	£127	

'LA' option - please specify Lever Arch option and bookcase will be supplied with a flush base (to allow for 2 rows of LA files)

	Height		18mm	25mm	
		2 Door Cupboard			
		D:410mm			
		Locking, 2 Keys			
			800mm Wide		
		2000mm	GCUP20	£295	£328
		1800mm	GCUP18	£267	£304
		1600mm	GCUP16	£247	£280
		1200mm	GCUP12	£217	£231
		1000mm	GCUP10	£198	£207
		740mm	GCUP740	£171	£179
		740mm	GCUP740LA	£171	£179
			1000mm Wide		
		2000mm	GCUP2010	-	£380
	1800mm	GCUP1810	-	£350	
	1600mm	GCUP1610	-	£321	
	1200mm	GCUP1210	-	£262	
	1000mm	GCUP1010	-	£232	
	740mm	GCUP74010	-	£203	
	740mm	GCUP74010LA	-	£203	


'LA' option - please specify Lever Arch option and bookcase will be supplied with a flush base (to allow for 2 rows of LA files)

	Height		18mm	25mm	
		System Storage Cupboard			
		W:955mm D:580mm			
		Locking, 2 Keys			
		Accessories available on p72			
		2000mm	GSSC20	£400	£425
		1800mm	GSSC18	£374	£399
		1600mm	GSSC16	£347	£372
		1200mm	GSSC12	£313	£338
	1000mm	GSSC10	£295	£319	
	740mm	GSSC740	£279	£304	


	Height		18mm	25mm	
		System Storage Tambour Cupboard			
		W:1100mm D:531mm			
		Locking, 2 Keys			
		Accessories available on p72			
		2000mm	GSYT20	£481	£506
		1800mm	GSYT18	£456	£481
		1600mm	GSYT16	£430	£455
	1200mm	GSYT12	£404	£429	
	1000mm	GSYT10	£386	£410	
	740mm	GSYT740	£372	£398	

AVAILABLE BOARD FINISHES

Beech (B), Cherry (C), Japanese Ash (JA), Light Oak (LO), Modern Oak (MO), Maple (M), Plain Grey (PG), Portofino Cherry (PC), Silver (S), Swiss Elm (SE), Walnut (WA), White (WH) available in 18mm and 25mm.

	Height		25mm	
		Contract Tambour Cupboard		
		W:1100mm D:600mm		
		Locking, 2 Keys		
		Includes wooden shelves		
		Delivered flat-packed		
		TAMB20 - 4 adjustable shelves	1939mm TAMB20	£493
		TAMB18 - 3 adjustable shelves	1739mm TAMB18	£462
	TAMB16 - 3 adjustable shelves	1539mm TAMB16	£411	
	TAMB12 - 2 adjustable shelves	1139mm TAMB12	£371	

	Height		25mm	
		Glass 2 Door Cupboard		
		W:800mm D:410mm		
		Non-locking		
		VGCUP20 - 4 adjustable shelves	2000mm VGCUP20	£536
		VGCUP18 - 3 adjustable shelves	1800mm VGCUP18	£507
		VGCUP16 - 3 adjustable shelves	1600mm VGCUP16	£480
		VGCUP12 - 2 adjustable shelves	1200mm VGCUP12	£417
	VGCUP740 - 1 adjustable shelf	740mm VGCUP740	£284	

	Height		25mm	
		Glass 2 Door System Storage Cupboard		
		W:955mm D:570mm		
		Non-locking		
		Accessories available on p72		
		2000mm	VGSSC20	£659
		1800mm	VGSSC18	£635
		1600mm	VGSSC16	£588
	1200mm	VGSSC12	£517	
	740mm	VGSSC740	£381	

	Width		25mm
		Desktop Overhead Tambour	
		D:465mm H:1010mm	
		Locking, 2 Keys	
		Frame height clearance 505mm	
	1800mm	GOHTAM18	£455
	1600mm	GOHTAM16	£429








Accommodates A4 box files

B These units accept Bisley accessories










cupboard accessories

A wide selection of interior shelving and filing options for your new Hawk cupboards. Choose from a great range of handles to suit your style.

	Glass Shelf Please state for which unit	GSHELF	£40
	Wooden Shelving Please state for which unit	WSHELF	£29
	Slotted Shelf Metal slotted shelf Fits in all storage units with 'B' logo Shelf dividers come in a set of 5	SLOTS Shelf SLOTDIV Dividers	£32 £35
	Metal Standard Shelf Metal shelf comes silver as standard Fits in all storage units with 'B' logo	STANS	£23
	Wardrobe Shelf Rail Metal shelf comes silver as standard Hanging rail sits under shelf Fits in all storage units with 'B' logo	BWSR	£40
	Lateral Filing Rail Fits in all storage units with 'B' logo	LATRAIL	£23
	Roll Out Suspension Filing Frame Fits in all storage units with 'B' logo Foolscap or 2 rows of A4 Includes anti-tilt	ROLLFF	£84

NB - All metal handles can be powder coated in the same finish as your metalwork for £3 per handle

	Delta Handle 128mm hole centres Plastic D handle supplied as standard on all storage	DGH - Grey DSH - Silver	£2 £2
	Elektron Handle 128mm hole centres Zinc Alloy finished in Matt Nickel	ESH	£2
	Apollo Handle 128mm hole centres Zinc Alloy finished in Matt Nickel	APASH	£3
	Wing Handle 128mm hole centres Zinc Alloy finished in RAL 9006	SWH	£4
	Barrel Handle 128mm hole centres Anodised Aluminium	BSH	£4
	Bedroom Handle 128mm hole centres Stainless Steel Effect	BEDH	£4
	Poise Handle 128mm hole centres Stainless Steel Effect	PSH	£4

accessories

Keep your workspace neat and efficient with our innovative accessories. There's everything you need from cable tidies to CPU holders.

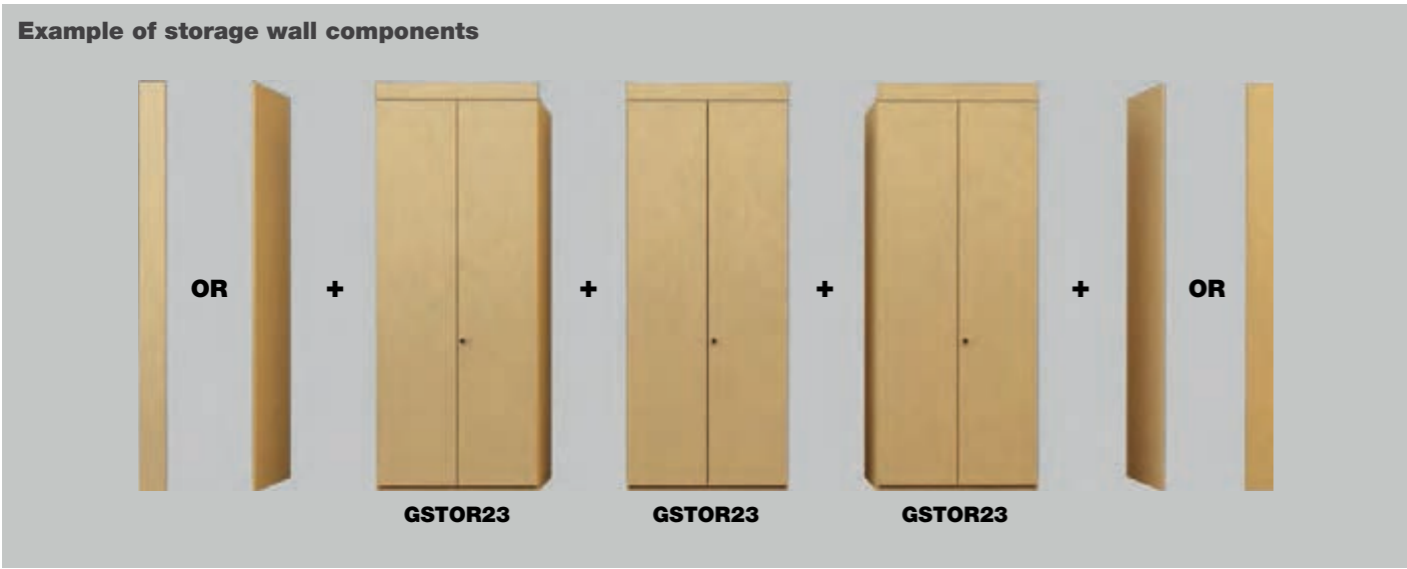
	Umbilical Spine Fixes to underside of any top Silver	SPINE	£35
	Cable Port 80mm	BA017 - Grey BA018 - Silver	£5 £5
	Single Monitor Arm Supplied complete with both through-desk and edge-clamp fittings as standard Universal 75mm Vesa plate and 100mm Vesa plate included Can be adjusted to ANY height via quick-release clamp	SMA	£125
	Double Monitor Arm Supplied complete with both through-desk and edge-clamp fittings as standard Universal 75mm Vesa plate and 100mm Vesa plate included Can be adjusted to ANY height via quick-release clamp	DMA	£194
	CPU Holder (Adjustable) Please state which desk range the holder is being attached to Also suitable for bench desking	CPUH	£95
	Mobile CPU Holder On castors	MOBCPU	£102
	Table Connectors Plastic Supplied in a pair (as per image)	PTC	£9

* Other options available on request

	4 Gang Power Socket* Unswitched Includes 3m power cable Spare fuse in every socket	POW4	£31
	Desktop Power, Data & Phone Module* Includes 3m power cable Spare fuse in every socket 2 Power 2 Data 1 Switch	DESKPOW	£127
	Flip Power Module* Includes 3m power cable Spare fuse in every socket 2 Power 2 Data 1 Switch Cut-out size 218x132 mm	FPM	£134
	Pop Up Power Module* Includes 3m power cable Fits in 80mm cable port hole 2 Power 2 Data	POPUP	£120
	Metal Modesty Panel (For Modena, Bologna & Gianni) Please state which size/range desk the modesty panel is attaching to	TO FIT: 2000mm MMP20 1800mm MMP18 1600mm MMP16 1400mm MMP14 1200mm MMP12 1000mm MMP10 800mm MMP8 600mm MMP6	£102 £92 £89 £85 £72 £69 £60 £57
	Metal Cable Tray Please state which desk range the tray is fitting on to	TO FIT: 2000mm MCT20 1800mm MCT18 1600mm MCT16 1400mm MCT14 1200mm MCT12 1000mm MCT10 800mm MCT8	£64 £56 £50 £44 £38 £36 £25
	Pen Tray To fit in any 438mm width pedestal NB: PENTRAY is a factory fitted option SLOTPTRAY is a drop-in tray (cannot fit in top drawers due to locking mechanism)	PENTRAY SLOTPTRAY	£33 £10

storage wall

Maximise your space with a full height, floor-to-ceiling storage wall. Flexible configurations allow these units to fit in any office or home space, utilising Bisley accessories which cater for all your storage needs.



18mm

B Storage Wall
 W:950mm D: 600mm H:2300mm + Top Scribing Panel
 Espagnolette lock, 2 keys
 Accepts Bisley accessories
 Solid 18mm carcasses
 Please specify ceiling height for plinths

	GSTOR23	£615
	GSTOWS Wooden Shelf	£33


B Storage Wall inc. Top Box
 W:950mm D: 600mm H:2700mm + Top Scribing Panel
 Espagnolette lock, 2 keys
 Accepts Bisley accessories
 Solid 18mm carcasses
 Please specify ceiling height for plinths

	GSTOR27	£806
	GSTOWS Wooden Shelf	£33

Scribing Panels
18mm MFC

2600 x 600	SCRB2600600	£92
2400 x 600	SCRB2400600	£83
2600 x 100	SCRB2600100	£33
2400 x 100	SCRB2400100	£31
2200 x 100	SCRB2200100	£30
1400 x 100	SCRB1400100	£24
1200 x 100	SCRB1200100	£24
1000 x 100	SCRB1000100	£24
945 x 100	SCRB945100	£24
570 x 100	SCRB570100	£24

AVAILABLE BOARD FINISHES
 Beech (B), Cherry (C), Japanese Ash (JA), Light Oak (LO), Modern Oak (MO), Maple (M), Plain Grey (PG), Portofino Cherry (PC), Silver (S), Swiss Elm (SE), Walnut (WA), White (WH) available in 18mm and 25mm.



All storage wall cupboards are supplied with Bisley uprights as standard, and can accept all Bisley accessories - see p72 for the full range.

tray units

Used extensively within the educational market, these units work great for tidying away the mess. Trays available in Red, Yellow, Blue & Black. Please specify tray colour at time of order.



6 Tray Mobile
W:364mm D:472mm H:637mm
75mm Trays

MTU6

£144



12 Tray Mobile
W:704mm D:472mm H:637mm
75mm Trays

MTU12

£250



18 Tray Mobile
W:1044mm D:472mm H:637mm
75mm Trays

MTU18

£328



24 Tray Mobile
W:1384mm D:472mm H:637mm
75mm Trays

MTU24

£366



48 Tray Unit
W:1044mm D:472mm H:1520mm
75mm Trays

TU48

£669




Large 8 Tray Unit Mobile
W:1384mm D:472mm H:637mm
225mm Trays

MLTU8

£306

AVAILABLE BOARD FINISHES

Beech (B), Cherry (C), Japanese Ash (JA), Light Oak (LO), Modern Oak (MO), Maple (M), Plain Grey (PG), Portofino Cherry (PC), Silver (S), Swiss Elm (SE), Walnut (WA), White (WH) available in 18mm and 25mm.





boardroom

It's here that you'll present to your customers, make your key decisions, negotiate with suppliers and meet with your team. Your boardroom speaks volumes about your company and so it's vital that it creates the right messages and has a positive and productive ambience. Our range of boardroom tables offer you the ultimate choice of shape, leg style and finish.

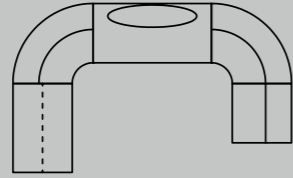


*reception*units

Greet your visitors in style and make their first impressions count. Our versatile reception concept has all you need, from standalone units to complete modular solutions and with our Reception Design Service, we can even take care of the planning for you. Function is every bit as important as style and our innovative system makes it easy to include VDU's, telephone systems and flexible storage to make sure your reception performs efficiently, conveys a professional image and conveys a warm welcome.

All base unit tops are fitted with one cable port unless fitted with glass counter.

When ordering, please fax a plan view of your required configuration so we can supply recessed legs where needed.



25mm



Base Unit

D:800mm H:740mm


2000mm	GRECB20	£244
1800mm	GRECB18	£234
1600mm	GRECB16	£226
1400mm	GRECB14	£217
1200mm	GRECB12	£204
1000mm	GRECB10	£196
800mm	GRECB8	£191
600mm	GRECB6	£185



DDA Base Unit

D:800mm H:740mm
Modesty panel inset 330mm

2000mm	GRECB20DDA	£294
1800mm	GRECB18DDA	£284
1600mm	GRECB16DDA	£277
1400mm	GRECB14DDA	£269
1200mm	GRECB12DDA	£255
1000mm	GRECB10DDA	£249
800mm	GRECB8DDA	£243
600mm	GRECB6DDA	£237



Top Box

D:350mm H:420mm

2000mm	GRECTB20	£160
1800mm	GRECTB18	£152
1600mm	GRECTB16	£144
1400mm	GRECTB14	£132
1200mm	GRECTB12	£121
1000mm	GRECTB10	£118
800mm	GRECTB8	£113
600mm	GRECTB6	£109



Shelves

D:300mm Oval
Strengthened green tinted
glass on chrome supports

Wooden shelf tops available
in all colours

1600mm	RECGLAS16	£489
1400mm	RECGLAS14	£419
1200mm	RECGLAS12	£405
1000mm	RECGLAS10	£390
800mm	RECGLAS8	£359
1600mm	RECWOODS16 - Wood	£218
1400mm	RECWOODS14 - Wood	£209
1200mm	RECWOODS12 - Wood	£198



Kickplates

H:100mm
Stainless steel

2000mm	KP20	£87
1800mm	KP18	£82
1600mm	KP16	£77
1400mm	KP14	£73
1200mm	KP12	£70
1000mm	KP10	£67
800mm	KP8	£63
600mm	KP6	£60
Large 90°	KPL90	£89
Small 90°	KPS90	£85
45°	KP45	£89

AVAILABLE BOARD FINISHES

Beech (B), Cherry (C), Japanese Ash (JA), Light Oak (LO), Modern Oak (MO), Maple (M), Plain Grey (PG), Portofino Cherry (PC), Silver (S), Swiss Elm (SE), Walnut (WA), White (WH) available in 18mm and 25mm.



90° Large Corner Base Unit

W:1080mm D:1080mm H:740mm Ends:800mm

Curved Panel Options

Please suffix code
LO Light Oak (Wood)
B Beech (Wood)
PC Powder Coated (Metal)

GREC90BL

£402



90° Small Corner Base Unit

W:800mm D:800mm H:740mm Ends:800mm

Curved Panel Options

Please suffix code
LO Light Oak (Wood)
B Beech (Wood)
PC Powder Coated (Metal)

GREC90BS

£374



90° Top Box - Large & Small

D:350mm H:420mm

Curved Panel Options

Please suffix code
LO Light Oak (Wood)
B Beech (Wood)
PC Powder Coated (Metal)

GREC90TBL

£231

GREC90TBS

£216



45° Base & Top Unit

W:1837mm D:922mm Ends:800mm

Curved Panel Options

Please suffix code
LO Light Oak (Wood)
B Beech (Wood)
PC Powder Coated (Metal)

GRECB45

£323

GRECTB45

£216



J Reception Unit

W:2200mm D:1475mm H:1125mm

Bow fronted counter top
Please state left or right handed
(right handed shown)

Available in all wood finishes

GRECUNIT

£890



paolo

contract desking

Paolo is our contract range of furniture, which features some basic items including desks, returns and tables. Now including tubular fully welded tables which are increasingly popular in the educational sector; we have an endless range of sizes to cater for any size classroom.

All tables now supplied with adjustable feet as standard

18mm



Double Pedestal Desk

D:800mm H:733mm
Please state pedestals required

1800mm	P18DP	£277
1600mm	P16DP	£251



Single Pedestal Desk

D:800mm H:733mm
Please state pedestals required
Please specify hand (right handed shown)

1800mm	P18SP	£222
1600mm	P16SP	£197
1400mm	P14SP	£187
1200mm	P12SP	£183



Desk No Pedestals

D:800mm H:733mm

1800mm	P18	£131
1600mm	P16	£106
1400mm	P14	£95
1200mm	P12	£88



Standard Leg Return Unit

W:1000mm D:538mm H:733mm
4 stationery trays with tambour front
Please specify hand (right handed shown)

PSLRET	£125
--------	------



Telephone Table

W:800mm D:400 H:733mm

PTT	£103
-----	------

AVAILABLE BOARD FINISHES

Beech (B), Cherry (C), Japanese Ash (JA), Light Oak (LO), Modern Oak (MO), Maple (M), Plain Grey (PG), Portofino Cherry (PC), Silver (S), Swiss Elm (SE), Walnut (WA), White (WH) available in 18mm and 25mm.

tables

25mm square legs

18mm 25mm



Canteen Table

25mm square bolt-on legs
H:740mm

NB: Bolt-on legs are not suitable in educational environments

1800mm	800mm	PCT18	£99	£108
1600mm	800mm	PCT16	£86	£95
1400mm	800mm	PCT14	£84	£92
1200mm	800mm	PCT12	£80	£89
1000mm	800mm	PCT10	£77	£85
800mm	800mm	PCT8	£66	£72
800mm	800mm	PCCT8 (Coffee Table)	£61	£63
1800mm	600mm	PCT186	£95	£105
1600mm	600mm	PCT166	£83	£91
1400mm	600mm	PCT146	£80	£89
1200mm	600mm	PCT126	£77	£84
1000mm	600mm	PCT106	£73	£82
600mm	600mm	PCT86	£63	£71
600mm	600mm	PCCT86 (Coffee Table)	£58	£62



Fully Welded Table

25mm square fully welded frame
H:740mm

1800mm	800mm	PFWCT18	£149	£164
1600mm	800mm	PFWCT16	£132	£145
1400mm	800mm	PFWCT14	£126	£138
1200mm	800mm	PFWCT12	£121	£133
1000mm	800mm	PFWCT10	£116	£129
800mm	800mm	PFWCT8	£106	£116
800mm	800mm	PFWCCT8 (Coffee Table)	£103	£113
1800mm	600mm	PFWCT186	£142	£156
1600mm	600mm	PFWCT166	£126	£138
1400mm	600mm	PFWCT146	£120	£132
1200mm	600mm	PFWCT126	£115	£126
1000mm	600mm	PFWCT106	£111	£122
600mm	600mm	PFWCT86	£102	£111
600mm	600mm	PFWCCT86 (Coffee Table)	£100	£103



Semi Circular Table

25mm square fully welded frame
Please specify grain direction
H:740mm

1600mm	PSEMCT16	£159	£180
1200mm	PSEMCT12	£140	£161



Round Table

25mm square bolt-on legs
H:740mm

NB: Bolt-on legs are not suitable in educational environments

1600mm	PRT16	£202	£236
1200mm	PRT12	£132	£152
1000mm	PRT10	£108	£129
800mm	PRT8	£89	£102
800mm	PCRT8 (Coffee Table)	£85	£93



Trapezoidal Table

25mm square fully welded frame
H:740mm

1600mm	PTRAPZ16	£157	£180
1200mm	PTRAPZ12	£140	£161

tables


40mm dia legs

Our new 40mm diameter fully welded tables work great in training rooms and the educational market. With a solid metal frame you can be sure they will withstand even the most demanding of environments. As always, furniture is available in all twelve colours and four different metalwork finishes.

All tables supplied with adjustable feet as standard

				18mm	25mm
	Fully Welded Table				
	40mm diameter legs fully welded frame				
	H:740mm				
	1800mm	800mm	40FWT18	£164	£178
	1600mm	800mm	40FWT16	£147	£160
	1400mm	800mm	40FWT14	£142	£153
	1200mm	800mm	40FWT12	£136	£148
	1000mm	800mm	40FWT10	£132	£144
	800mm	800mm	40FWT8	£121	£131
	800mm	800mm	40FWCT8 (Coffee Table)	£119	£129
	1800mm	600mm	40FWT186	£157	£171
	1600mm	600mm	40FWT166	£142	£153
	1400mm	600mm	40FWT146	£135	£147
	1200mm	600mm	40FWT126	£131	£142
	1000mm	600mm	40FWT106	£126	£137
	600mm	600mm	40FWT86	£116	£126
	600mm	600mm	40FWCT86 (Coffee Table)	£115	£119

	Semi Circular Table				
	40mm diameter legs fully welded frame				
	Please specify grain direction				
H:740mm					
	1600mm	40SEMT16	£172	£196	
	1200mm	40SEMT12	£155	£176	

	Round Table				
	40mm diameter legs fully welded frame				
	H:740mm				
		1200mm	40RT12	£213	£227
		1000mm	40RT10	£200	£207
	800mm	40RT8	£180	£192	
	800mm	40CRT8 (Coffee Table)	£172	£183	


	Trapezoidal Table				
	40mm diameter legs fully welded frame				
	H:740mm				
	1600mm	40TRAPZ16	£172	£196	
	1200mm	40TRAPZ12	£155	£176	

AVAILABLE BOARD FINISHES

Beech (B), Cherry (C), Japanese Ash (JA), Light Oak (LO), Modern Oak (MO), Maple (M), Plain Grey (PG), Portofino Cherry (PC), Silver (S), Swiss Elm (SE), Walnut (WA), White (WH) available in 18mm and 25mm.



Circular Table - Trumpet Base
H:740mm 25mm Top



1200mm	TRCT12	£287
1000mm	TRCT10	£257
900mm	TRCT9	£238
800mm	TRCT8	£223

Circular Table - Crucifix Base
H:740mm 25mm Top



1600mm	CCT16	£351
1200mm	CCT12	£217
1000mm	CCT10	£195
900mm	CCT9	£180
800mm	CCT8	£172

Circular Table - Tubular Leg
H:740mm 25mm Top




1600mm	TCT16	£359
1200mm	TCT12	£278
1000mm	TCT10	£247
900mm	TCT9	£228
800mm	TCT8	£213

Circular Table - Roma Lorenzo Leg
H:740mm 25mm Top




1600mm	RLCT16	£391
1200mm	RLCT12	£310
1000mm	RLCT10	£279
900mm	RLCT9	£260
800mm	RLCT8	£245

Square & Rectangular Coffee Table
H:400mm 25mm Top
Prefix code with
T for tubular legs
P for panel end legs



900x500mm	GCT95	£160	£126
800x800mm	GCT88	£172	£138
800x600mm	GCT86	£162	£129
600x600mm	GCT66	£155	£121


Circular Coffee Table
H:400mm 25mm Top
Prefix code with
T for tubular legs
C for crucifix legs



800mm Dia	GCT800D	£206	£173
700mm Dia	GCT700D	£197	£162
600mm Dia	GCT600D	£189	£152


AVAILABLE BOARD FINISHES
Beech (B), Cherry (C), Japanese Ash (JA), Light Oak (LO), Modern Oak (MO), Maple (M), Plain Grey (PG), Portofino Cherry (PC), Silver (S), Swiss Elm (SE), Walnut (WA), White (WH) available in 18mm and 25mm.

Round Glass Coffee Table
600mm diameter H:350mm
Frosted glass, chrome legs




HS035 £221

Rectangular Glass Coffee Table
W:900mm D:500mm H:350mm
Clear glass, chrome legs




HS036 £148

Square Glass Coffee Table
W:500mm D:500mm H:350mm
Clear glass, chrome legs




HS034 £115

Oval Glass Coffee Table
W:900mm D:600mm H:430mm
Frosted glass, chrome legs



HS038 £402

Square Venalo Glass Coffee Table
W:600mm D:600mm H:400mm
Clear glass, chrome trumpet base



HS169 £284





Meeting Table - Tubular Legs - 800mm Deep

D:800mm H:740mm
25mm Top
80mm Tubular legs

1800mm	GMT18	£217
1600mm	GMT16	£198
1400mm	GMT14	£190
1200mm	GMT12	£179
1000mm	GMT10	£174
800mm	GMT8	£170



Meeting Table - Tubular Legs - 600mm Deep

D:600mm H:740mm
25mm Top
80mm Tubular legs

1800mm	GMT186	£197
1600mm	GMT166	£178
1400mm	GMT146	£170
1200mm	GMT126	£157
1000mm	GMT106	£154
800mm	GMT86	£157



Foldaway Table

D:800mm H:720mm
25mm Top
Please specify straight or curved feet and black or chrome

1800mm	GFOLD18	£229
1600mm	GFOLD16	£211
1400mm	GFOLD14	£198



Flip Top Table - 800mm Deep

D:800mm H:740mm
25mm Top
Supplied on castors

1800mm	EXECFLIP18	£266
1600mm	EXECFLIP16	£258
1400mm	EXECFLIP14	£249
1200mm	EXECFLIP12	£240
1000mm	EXECFLIP10	£232
800mm	EXECFLIP8	£225



Flip Top Table - 600mm Deep

D:600mm H:740mm
25mm Top
Supplied on castors

1800mm	EXECFLIP186	£252
1600mm	EXECFLIP166	£245
1400mm	EXECFLIP146	£236
1200mm	EXECFLIP126	£226
1000mm	EXECFLIP106	£219
800mm	EXECFLIP106	£213



Folding Tubular

H:740mm
25mm Top
50mm chrome tubular legs

1800mm	FMT188	£291
1600mm	FMT168	£273
1400mm	FMT148	£263
1200mm	FMT128	£255
1000mm	FMT108	£247
1800mm	FMT186	£271
1600mm	FMT166	£252
1400mm	FMT146	£244
1200mm	FMT126	£235
1000mm	FMT106	£227

AVAILABLE BOARD FINISHES

Beech (B), Cherry (C), Japanese Ash (JA), Light Oak (LO), Modern Oak (MO), Maple (M), Plain Grey (PG), Portofino Cherry (PC), Silver (S), Swiss Elm (SE), Walnut (WA), White (WH) available in 18mm and 25mm.



Flip Top Table - Trapezoidal

H:740mm
25mm Top
Supplied on castors
800mm Ends

1600mm	EXECFLIPTRAP16	£307
1200mm	EXECFLIPTRAP12	£289



Flip Top Table - Semi

H:740mm
25mm Top
Supplied on castors

1800mm	EXECFLIPSEMI18	£316
1600mm	EXECFLIPSEMI16	£307
1200mm	EXECFLIPSEMI12	£289



Lectern

H:1170mm (to base of lectern top)
W:600 D:400mm

Please specify metalwork finish as well as MFC colour

LECTERN	£252
---------	------



Our stylish lectern is a perfect fit in all environments where presentations are given. A small shelf provides space for notes and/or a drink and also has space for routing microphone wires internally.

residential

Working primarily with architect specifiers, the turnkey residential furniture solution that we offer can satisfy even the most demanding of clients. From initial consultation through to installation of the final product; the robust nature of our furniture works perfectly in colleges and universities allowing for peace of mind with minimal maintenance.

The following pages are a showcase of just a small range of options that we can provide, as most clients have their own specification that we work to on a job by job basis.








residential


All our residential furniture comes with solid 18mm carcasses, making for a very robust product that won't collapse if you need to move it. 170° hinges on all doors and a shaped metal handle ensure a long lasting, heavy duty range of furniture, as well as radius corners on tops for improved safety.

	Bedside Cabinet 01 W:438mm D:560mm H:648mm Please specify left or right hand hinged (LHH shown) Non-locking as standard	FUSMBC01		£161	
	Bedside Cabinet 02 W:438mm D:560mm H:648mm Non-locking as standard	FUSMBC02		£129	
	Bedside Cabinet 03 W:438mm D:560mm H:648mm Non-locking as standard	FUSMBC03		£173	
	Wardrobe D:600mm H:1850mm Non-locking as standard Top shelf, hanging rail & bottom shelf	Width 800mm 429mm	FUSMDW FUSMSW	Double Single	£299 £222
	Gents Wardrobe D:600mm H:1850mm Non-locking as standard Top shelf & hanging rail	Width 800mm 429mm	FUSMGDW FUSMGSW	Gents Double Gents Single	£358 £268
	Chest Of Drawers W:800mm D:595mm Non-locking as standard	Height 725mm 950mm 1179mm	FUSM3DC FUSM4DC FUSM5DC	3 Drawer 4 Drawer 5 Drawer	£204 £250 £296

AVAILABLE BOARD FINISHES

Beech (B), Cherry (C), Japanese Ash (JA), Light Oak (LO), Modern Oak (MO), Maple (M), Plain Grey (PG), Portofino Cherry (PC), Silver (S), Swiss Elm (SE), Walnut (WA), White (WH) available in 18mm and 25mm.

	Dressing Table D:595mm H:725mm Non-locking as standard	1600mm FUSMDDT 1200mm FUSMDT	Double Single	£381 £222
	Wall Mountable Bookcase D:330mm H:600mm Will need to provide own screws/ mounts	1000mm FUWMB10 800mm FUWMB8	2 Shelves 2 Shelves	£104 £89
	Budget Bed Mattress Base Height:400mm Length:1946mm	FUBB3 FUBB4 FUBB46	Single (3ft) 3/4 (4ft) Double (4ft6)	£255 £307 £338
	Storage Bed Mattress Base Height:400mm Length:1946mm Includes storage at both sides of bed	FUSB3 FUSB4 FUSB46	Single (3ft) 3/4 (4ft) Double (4ft6)	£291 £343 £374
	Student Storage Bed Mattress Base Height:400mm Length:1946mm Right-hand shown Includes under-bed storage as well as side storage	FUSB4 FUSB46	3/4 (4ft) Double (4ft6)	£377 £416






A host of features awaits you with our range of operator and task chairs. From mid back to high back, synchronised to PCB mechanisms, all chairs come with a 5 year warranty.

Do not mistake these chairs for cheap imitations; high quality plastics ensure longer lifespans than most can offer.



The exceptionally popular Klub range has been developed to enhance any soft seating area.

One and two seater tub chair and sofa options are available.

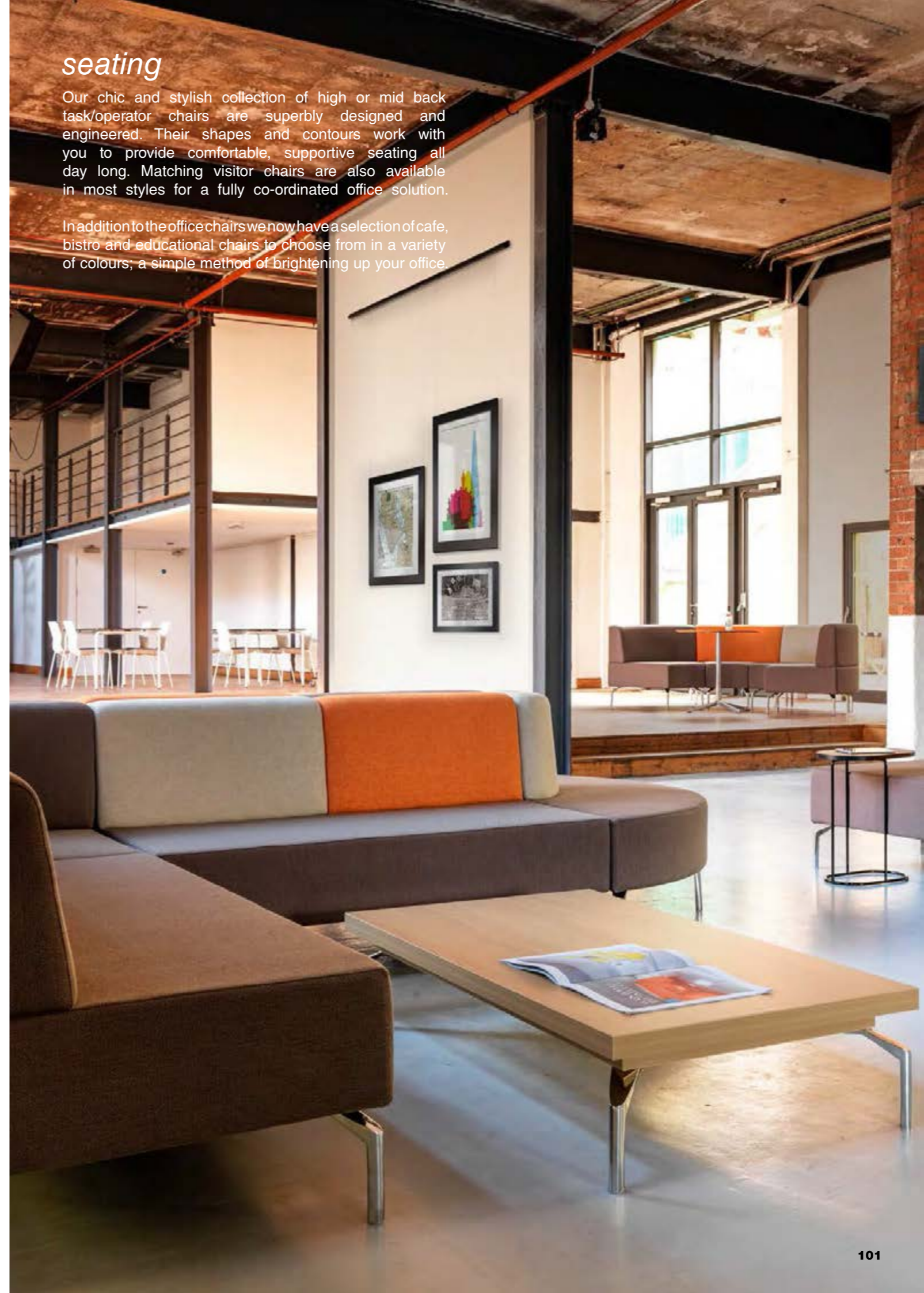


Compact tub chairs with a stylishly crisp design; perfect for breakout, leisure and less formal environments.

seating

Our chic and stylish collection of high or mid back task/operator chairs are superbly designed and engineered. Their shapes and contours work with you to provide comfortable, supportive seating all day long. Matching visitor chairs are also available in most styles for a fully co-ordinated office solution.

In addition to the office chairs we now have a selection of cafe, bistro and educational chairs to choose from in a variety of colours; a simple method of brightening up your office.



operator



Goal

PCB mechanism
Mid or high back
Max weight 150kg

HS062	Mid Back	£74
HS060	High Back	£74

Arm options - AH - AR - AT



React

PCB mechanism
Mid or high back
Max weight 150kg

HS068	Mid Back	£118
HS066	High Back	£135

Arm options - AC - AD - AH - AV



Class

Syncro mechanism with Integral Seat Slide
Mid or high back
Max weight 150kg

HS166	Mid Back	£232
HS167	High Back	£263

Arm options - AC - AD - AH - AV



Fresh

Syncro mechanism with Integral Seat Slide
Mesh back
Max weight 150kg

HS164	£193
-------	------

Arm options - AC - AD - AH - AV

visitor



Goal Visitor

Mid back cantilever
Black frame as standard
Chrome frame + £49

HS064	£78
-------	-----

Arm options - AH - AR - AT



React Visitor

Mid back cantilever
Black frame as standard
Chrome frame + £49

HS070	£118
-------	------

Arm options - AC - AD - AH - AV



Class Visitor

Mid back cantilever
Integral arm as standard
Chrome frame as standard
Stackable (qty 3)

HS168	£245
-------	------



Fresh Visitor

Mesh back
Chrome frame as standard

HS165	£193
-------	------

Arm options - AC - AD - AH - AV

Upgrade Options

Give your chair a personal touch...

NB: Images are for illustrative purposes - all chairs are supplied as standard with a black base. Please note that not all chair options are available on all chairs - refer to each chair spec for available arms.

Black Spider Base

B2	£22
----	-----



Chrome Base

B3	£30
----	-----



Aluminium Spider Base

B5	£51
----	-----



Chrome Height Adjustable

AD	£44
----	-----



Height Adjustable Back Forward Twist

AV	£51
----	-----



Black Height Adjustable

AT	£20
----	-----



Black Low Leading Edge Fixed

AC	£23
----	-----



Black Loop Fixed

AR	£12
----	-----



Chrome Disc Fixed

AH	£25
----	-----



Please note - all chairs are priced as standard WITHOUT arms and with a black base (unless specified) in a Band 1 fabric. Please see opposite for available options.

Mechanisms explained

PCB Mechanism
Synchronised Action

Back moves with user. Seat remains level.
Single lever adjustment for synchronised movement of seat and back pads in a 2:1 ratio. For every 2 degrees of incline applied to the back pad, the seat will incline 1 degree in same direction. Free-float facility applicable. Ideal for prolonged VDU working and hot-desk environments.

Band 1 Fabrics

Bradbury	Arizona
	Pyra
	Omega Plus
	Stirling
	Ace
	Advantage
	Kendal
	Phoenix
	Zeta
Camira	



Himp

High back operator chair PCB Mech
Max weight 150kg

HS184	Black frame	£48
HS185	Chrome frame	£65

Arm options - FA, ZA, C/FA, C/ZA



Simp

Square back operator chair PCB Mech
Max weight 150kg

HS188	Black frame	£59
HS189	Chrome frame	£77

Arm options - FA, ZA, C/FA, C/ZA



Zimp

High back mesh chair PCB Mech
Max weight 150kg

HS192	Black frame	£81
HS193	Chrome frame	£98

Arm options - FA, ZA, C/FA, C/ZA



Monroe

Available in black only
Synchro locking mech
Switch controls, seat slide
Height adjustable arms and pivoting PU
pads and headrest

HS196	£195
-------	------



Flipper

Upholstered seat and back
Black frame
Stackable (max. 4)

HS199	£32
-------	-----



Galaxy

Black moulded seat and back
Stackable (max. 10)
Linking device fitted as standard

HS202	Chair	£32
HS203	Trolley (carries max. 40)	£35



Himp Visitor

High back visitor chair
Max weight 150kg

HS186	Black frame	£53
HS187	Chrome frame	£71

Arm options - FA, ZA, C/FA, C/ZA



Simp Visitor

High square back visitor chair
Max weight 150kg

HS190	Black frame	£65
HS191	Chrome frame	£82

Arm options - FA, ZA, C/FA, C/ZA



Zimp Visitor

High back mesh chair
Cantilever frame

HS194	Black frame	£91
HS195	Chrome frame	£115

Arm options - FA, ZA, C/FA, C/ZA



Monroe Visitor

Available in black only
Cantilever frame
Lift up arms

HS197	Black frame	£87
HS198	Chrome frame	£98



Tub

Chrome legs as standard
Two tone available - £8 extra

HS200	Single Tub	£162
HS201	Two Seater	£259



Tub Coffee Table

Glass top
Available in single (circular) or double (as
shown)
Chrome legs as standard

HS204	Single	£103
HS205	Double	£130

Please note - all chairs are priced as standard WITHOUT arms and with a black base (unless specified) in a Band 1 fabric. Please see opposite for arm options.


Mechanisms explained

PCB Mechanism
Synchronised Action

Back moves with user. Seat remains level.
Single lever adjustment for synchronised movement of seat and back pads in a 2:1 ratio. For every 2 degrees of incline applied to the back pad, the seat will incline 1 degree in same direction. Free-float facility applicable. Ideal for prolonged VDU working and hot-desk environments.


Band 1 Fabrics

Bradbury	Arizona Pyra Omega Plus Stirling
Camira	Ace Advantage Kendal Phoenix Zeta




Black Fixed Arms

FA	£11
----	-----




Chrome Fixed Arms

C/FA	£18
------	-----



Black Adj Arms

ZA	£17
----	-----



Chrome Adj Arms

C/ZA	£21
------	-----

soft seating

All chairs priced in Band 1 fabric. Please call for prices in higher banded fabrics.



Dishy

Two-tone fabric option
Swivel base
Also available with 4 leg base (as sofa below)

HS206	White Legs	£514
HS207	Chrome Legs	£563



Harc Low Back

Two seater sofa low back
Two-tone fabric option
Available with black, white & silver powdercoated frame (POA for chrome and wood)

HS210	£1,205
-------	--------



Harc Tub Low Back

Polished aluminium swivel & tilt base
Two-tone fabric option
Minimum 95% recyclable CMHR foam

HS212	£464
-------	------



Dishy Sofa

Two seater sofa low back
Two-tone fabric option
Minimum 95% recyclable CMHR foam

HS208	White Legs	£619
HS209	Chrome Legs	£650



Harc High Back

Two seater sofa high back
Two-tone fabric option
Available with black, white & silver powdercoated frame (POA for chrome and wood)

HS211	£1,648
-------	--------




Harc Tub High-Back

Polished aluminium swivel & tilt base
Two-tone fabric option
Minimum 95% recyclable CMHR foam

HS213	£636
-------	------

AVAILABLE FABRIC FINISHES

Any Camira fabric from the Cara range. Add 15% for Lucia. Other fabrics available upon request (surcharges may apply).



soft seating

All chairs priced in Band 1 fabric. Please call for prices in higher banded fabrics.



Giggle Skid

Chrome legs
Two-tone fabric option
Minimum 95% recyclable
CMHR foam

HS214

£229



Venus

Chrome legs
Two-tone fabric option
Minimum 95% recyclable
CMHR foam

HS216

£175



Solace

Brushed chrome legs
Two-tone fabric option
Minimum 95% recyclable
CMHR foam

HS177

£239



Giggle Return Swivel

Chrome legs
Two-tone fabric option
Minimum 95% recyclable
CMHR foam

HS215

£278



Fourcast Lounge

Designed by Strand and Hvas
Fully upholstered
Aluminium 4 star base with return
Freefloat in seat/back

HS217

£333




Dash Stool

Padded foam seat
Stylish solution to any contemporary
reception

HS218 Dash Stool £85
HS219 Dash Stool w/ Legs £128

AVAILABLE FABRIC FINISHES

Any Camira fabric from the Cara range. Add 15% for Lucia. Other fabrics available upon request (surcharges may apply).





soft seating

All chairs priced in Band 1 fabric. Please call for prices in higher banded fabrics.



Henray Low Back

Two-tone fabric option
Available with aluminium or white powdercoated legs

HS220	Single Seater	£955
HS221	Two Seater	£1,137
HS222	Three Seater	£1,344

Henray 45° Low Back

45° sofa low back
Two-tone fabric option
Available with aluminium or white powdercoated legs

HS226	£881
-------	------

Henray 2 Seater Bench

W:1650mm D:700mm H:440mm
Available with aluminium or white powdercoated legs

HS228	£731
-------	------



Henray High Back

Two-tone fabric option
Available with aluminium or white powdercoated legs

HS223	Single Seater	£1,410
HS224	Two Seater	£1,676
HS225	Three Seater	£1,983

Henray 45° High Back

45° sofa high back
Two-tone fabric option
Available with aluminium or white powdercoated legs

HS227	£1,144
-------	--------


Henray Glass Top Table

W:1650mm D:700mm H:360mm
Various power & data configurations available in power socket (not supplied as standard - POA)

HS229	£1,184
-------	--------

AVAILABLE FABRIC FINISHES

Any Camira fabric from the Cara range. Add 15% for Lucia. Other fabrics available upon request (surcharges may apply).

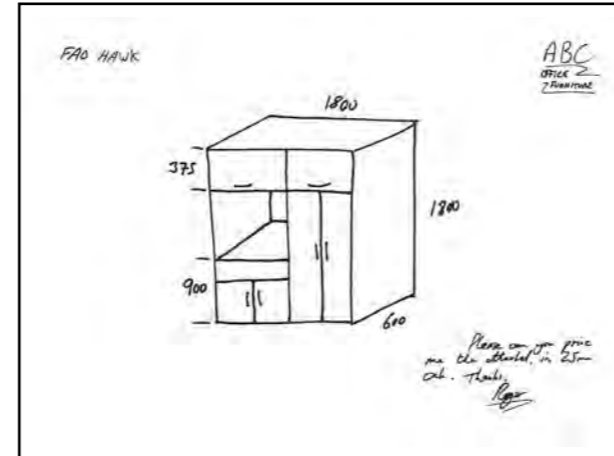


bespoke

One of our biggest strengths is the ability to manufacture bespoke products. We have developed a simple yet streamlined method for the consultation, design, and manufacturing of tailor-made MFC furniture.

consultation

Customers will send a sketch or plans of a product they require making, or alternatively are offered guidance on what is possible to solve a problem that isn't achievable using standard products.



design

Working from the initial brief, our CAD team will work with the client and model the bespoke product in AutoCAD, showing all dimensions and a 3D image. This ensures the client receives exactly what is required, with no unexpected surprises.



finished product

When the 3D plans have been signed off by the client, production gets underway and our in-house programmers develop the product to the specified dimensions. All bespoke items are delivered assembled (within delivery size restrictions) so you don't even need to worry about getting your screwdriver out!



AVAILABLE BOARD FINISHES

Beech (B), Cherry (C), Japanese Ash (JA), Light Oak (LO), Modern Oak (MO), Maple (M), Plain Grey (PG), Portofino Cherry (PC), Silver (S), Swiss Elm (SE), Walnut (WA), White (WH) available in 18mm and 25mm.

The customer's brief here was simple; they asked for a neat storage wall solution using tambour doors with Bisley fittings - the results look amazing.



Our very own Sales office - here we have used Silver wood with a contrasting Gloss Lime Green finish on the filing cabinet drawers. Used carefully, these bright colours can look brilliant when combined with our standard finishes.




Our consultation process ensured this stunning reception, with a laser-cut logo etched out of steel with a blue powder-coated backdrop, greeted customers in a professional and stylish way.



Working from architect's plans, we were able to recreate this simple yet functional desk and vanity unit for a block of student accommodation flats.




board finishes



White



Plain Grey



Silver



Japanese Ash



Modern Oak



Beech



Maple



Light Oak



Cherry



Portofino Cherry




Walnut



Swiss Elm

metal finishes




White



Silver RAL 9006



**Grey RAL 7012
(Textured)**




**Black
(Textured)**


IMPORTANT: Finishes shown are for illustration only - please do not try to colour match. If trying to match against existing colours please call and ask for a sample card to be posted. Different coloured metalwork is available, price on application.

fabric choices - chairs


Advantage



Sea Blue AD017




Turquoise AD027




Kingfisher AD122




Leaf AD030




Sandvale AD016



Adriatic AD001



Riviera AD123



Aqua AD002



Persian AD101



Tawny AD098



Clipper AD126




Delta Blue AD026



Teal AD120



Oasis AD117




Cranberry AD005



Largo AD112



Trident AD124



Shamrock AD121



Purple AD118




Cinammon AD111



Cobalt AD004



Hobbit AD213



Aztec AD113



Raspberry AD127




Red AD014



Granite AD009



Royal Blue PY05



Trent AD214




Grape AD029



Claret PY16




Pewter AD072



Nightshade AD011




Mineral AD010



Beetroot AD116




Wine AD020



Black AD055



Charcoal AD028



Fjord AD125



Graphite AD066




Peat AD131


Please note, due to printing limitations we recommend you request actual fabric samples before ordering.

fabric choices - screens

Cara




Glass EJ004




Spray EJ033




Dolphin EJ105



Chaucer EJ172



Portland EJ016




Lead EJ104




Carron EJ015



Inverness EJ175




Galilee EJ125




Cluanie EJ180



Merrick EJ048



Black EJ138



Clan EJ169



Austen EJ173



Pitlochry EJ076



Adriatic EJ154




Walten EJ011



Tummel EJ038

Lucia



Adobo YB165



Rum YB086



Slip YB094



Tequila YB038



Paseo YB019



Blizzard YB081



Tarot YB090



Havana YB009



Oyster YB107



Reef YB085



Aruba EJ006




Sandstorm YB032



Windjammer YB047



Montserrat YB011



Taboo YB045



Tobago YB030




Turtle YB098




Apple YB096



Madura YB156



Campeche YB301



Bluebell YB097



Bluefield YB021



Scuba YB089



Costa YB026



Arecibo YB174



Marianna YB157



Bermuda YB084



Steel YB095




Martinique YB004



Curacao YB005



Cayman YB024



Ocean YB100



Solano YB088



Bridgetown YB102



Muave YB069



Diablo YB101



Tortuga YB168



Lobster YB087



Belize YB105



Calypso YB106

Please note, due to printing limitations we recommend you request actual fabric samples before ordering.

the company



Wood shed 1

Established in 1988, Hawk Furniture is a family owned and operated business that has been continually growing year after year, expanding its nationwide customer base and dealer network. Our ISO accredited manufacturing plant, based in the heart of East Yorkshire, produces 95% of all products in-house meaning very little is outsourced. Why should this matter? Being able to control all manufacturing processes means we're not dependant on other suppliers that can fail to deliver, ultimately preventing unnecessary delays to our customers. An industry-leading metalwork department, covering everything from laser cutting to powder coating, works alongside our wood shop to ensure we cater for every manufacturing requirement.

The 10 acre site is home to our skilled, dedicated workforce working throughout an 80,000 sq ft manufacturing plant, sales, and distribution team.

With over 400 nationwide dealers and a growing international customer base, Hawk has a proactive approach to increasing business, always looking for new and innovative ways to provide customers with the products and service they need which in turn allows their business to grow too.

Attention to detail - we set our standards high and our fastidious attention to detail is something we are very proud of at Hawk.



Powdercoating plant

Caring for the environment - our selection of raw materials and our manufacturing processes are under constant review to ensure we continue to operate in an environmentally responsible manner, including the use of recycled materials where possible. All timber used is from sustainably managed forests, sourced through 'Qualifor' assessed suppliers holding 'Chain of Custody' approval certifications.



Wood shed 2



Warehouse 1



services

Product Design

From a specific design brief, to a problem that requires a solution; we are one of the most capable UK manufacturers when it comes to designing MFC-based bespoke products. Initial ideas or sketches are sent to our CAD department, from which are created 3D line drawings showing the customer exactly what will be manufactured. This simple process ensures you are never let down and you receive a product that is perfect for the job it was designed to do.

Sales and Delivery

Utilising our own fleet of vehicles, we are able to deliver to most areas within the UK mainland. Using our own transport is paramount to delivering an undamaged product and we are very proud that less than 0.05% of products are damaged on arrival. In the event of a damaged product, it will either be replaced the following week or collected and repaired/replaced as soon as possible.

Installation

A dedicated team of our own trained employees handle everything from the smallest to the largest of installations. Using our own workforce - instead of third parties - ensures we are fully responsible for all necessary work and can quickly resolve unforeseen issues that are common in the environment of installation. Working within the customer's timeframe is of utmost importance to us; our fitters adhere to the latest environmental policies ensuring all packaging and waste is removed from site and recycled where possible.

Aftersales

Customers are the assets of every business. Hawk is extremely proud that the needs and demands of our customers are fulfilled not only by our products, but by our service too. Renowned for having the most helpful sales team in the industry; any problems or complaints are quickly and efficiently dealt with to ensure minimal disruption.

Space Planning

Hawk provides a turnkey design service, turning initial ideas and concepts into reality; from 2D plans to photo-realistic 3D visualisations. Our CAD department has years of experience in the furniture industry, this knowledge enables us to provide fresh layout ideas as well as creating solutions to problems that the client may encounter - all free of charge.



associations & accreditations

As a manufacturer, Hawk has a responsibility not only to the environment but to our customers, to continually ensure that our products and manufacturing processes are in line with government legislation and guidelines. The below accreditations illustrate our care and commitment to this cause.



ISO 9001
Quality System



ISO 14001
Environmental Management System



OHSAS 18001
Health & Safety Management System



Contractors Health & Safety Assessment Scheme



Furniture Industry Research Association. Full Member

FSC / PEFC Accreditation Of Board Suppliers



British & European Standards

Manufactured products conform to the relevant British and European standards.

BS EN ISO 9001:2008	Quality Management System
BS EN ISO 14001:2004	Environmental Management System
BS OHSAS 18001:2007	Occupational Health & Safety Management System
BS EN 527-1:2011	Dimensional requirements for desks & tables
BS EN 527-2:2002	Mechanical safety requirements for desks & tables
BS EN 527-3:2003	Strength & stability test requirements for desks & tables
BS EN 1023-2:2000	Screens. Mechanical durability requirements
BS EN 1023-3:2000	Screens. Test methods
BS 4875-5:2001	Strength & stability requirements - Test level 4
BS 4875-7:1998	Strength test requirements
BS 4875-8:1998	Stability test requirements
BS EN 15372:2008	Strength, durability and safety of flip-top contract tables

environmental



Quality & Environmental Policy Statement

Hawk Furniture manufactures contract office furniture for a diverse range of clients in both the public and private sectors. We are committed to continually improving our environmental impacts resulting from our manufacturing and distribution activities.

Hawk is committed to the highest standards of supply and service. We listen to our customers, continually reviewing our realisation processes in line with customer and business needs, maximising the efficiency of our resource management system. The principal elements of our policy are:

- To develop & maintain a Quality & Environmental Management System (QMES) satisfying the requirements of BS EN ISO 9001: 2008 & 14001:2004 and forming the framework for achieving quality and environmental objectives, continual improvement, complete client satisfaction and reduced environmental impact.
- Provide focus on the requirements of our customers, establishing levels of communication appropriate to fully determining their needs & expectations.
- To maintain an accurate knowledge of and comply with all relevant environmental legislation, requirements, best practice, guidelines and other requirements.
- To maintain an optimum understanding of environmental risk & impact associated with our activities & communicate these to our staff, & clients (as appropriate) through training and continually updated knowledge on environmental issues.
- To minimise the impact of our activities upon the environment in the delivery of our products and services and where applicable, in the activity of others in deploying those products and services. In essence 'Pollution Prevention'.
- Establish & maintain quality and environmental objectives through periodic management reviews.
- To identify scope for improvement in every aspect of the company's activities, devising & implementing effective solutions throughout.

This policy is available by public request.

Approved by

A Lind (Management Representative)
P Lincoln (Works Manager)



terms & conditions

All orders are accepted subject to the following terms and conditions.

Definitions

“The Company” means Hawk Furniture Ltd

“The Buyer” means the Account Applicant or person who buys or agrees to buy Goods from the Company

Prices

The price shall be that on the company’s current price list, or if applicable the price contained in the buyer’s quotation. Should a product’s price change between receipt of order and despatch the buyer will be notified and given the opportunity to cancel the order and receive a full refund. All prices are exclusive of VAT which will be charged at the rate ruling at the time of despatch.

Delivery

Whilst every reasonable effort shall be made to adhere to estimated delivery dates, time of delivery shall not be of the essence and the company shall not be liable for any losses, costs, damages or expenses incurred by the buyer or any person or company arising directly or indirectly out of any failure to meet any estimated delivery date. All deliveries must be signed for and appropriately dated. Notification of any shortages/damages must be made in writing to the company within 5 working days of receipt of goods.

Cancellation

Orders may be cancelled within 24 hours of order placement with no charge. Any standard products that are cancelled after this period will be subject to 25% cancellation charge, bespoke products cannot be cancelled once production has commenced and will be charged in full.

Payment and Credit Facilities

Accounts in respect of goods supplied are due for payment by the buyer, no later than the last day of the month following month of delivery, unless otherwise agreed by the company. In the event of late payment the company reserves the right at any time and without prior notice to suspend production/despatch of goods to the buyer. Interest will be charged on all overdue accounts at the rate of 3% per month above the Bank of England base rate for the time being in force, calculated from the due date on a daily basis to the date of payment. All credit facilities will cease should it be necessary to commence legal action for the recovery of a debt. We reserve the right to withdraw credit facilities at any time and without prior notice should it be deemed necessary.

Ownership and Risk

Title of the goods shall remain the sole and absolute property of the company until such time as the buyer has paid in whole for the full amount of the goods. Notwithstanding that the goods remain the property of the company, the buyer may sell or use the goods in such a manner as to pass to a third party a valid title of the goods and shall hold the proceeds of such sale on trust for the company. Risk of loss or damage to the goods shall pass to the buyer at time of delivery. In the instance of goods being lost or damaged after delivery where ownership has yet to pass, the buyer will indemnify the company against such loss/damage.

Due to our continued development program, we reserve the right to modify or alter designs without prior notice.

A full copy of our terms and conditions are available on request.

notes



