

dams

FURNITURE GUIDE

2023

ABOUT US

Dams Furniture have been providing office furniture solutions since the 1960's. Now firmly established as one of the UK's leading full range manufacturers and suppliers of office furniture, Dams remains a family run business employing over 370 people from our head office site in Knowsley, Merseyside.

Dams forward-thinking, entrepreneurial mentality and dynamic growth strategy is underpinned by continued investment in our production and warehouse facilities, our systems and our people. Today, Dams are uniquely placed to meet the diverse, ever changing needs of the office furniture market.



FSC® certified products
available on request





UK MANUFACTURING



SUSTAINABLE BUSINESS



Made in the UK

Our proud history covers over 50 years of manufacturing in the UK office furniture industry. What we do, we do well, with a focused approach to producing quality, design-led products and developing the skills needed for the office furniture industry of the future.

Our UK manufacturing operations are made up of a wood mill and upholstery factory, and quality is an integral part of what we do as we test and certify our products with the industry leading organisations such as FIRA and SATRA.



Corporate social responsibility

We care about what we do, and we're committed to reducing our carbon footprint and minimising our environmental impact on the planet, while recognising our corporate social responsibilities with our charity work in the local area.

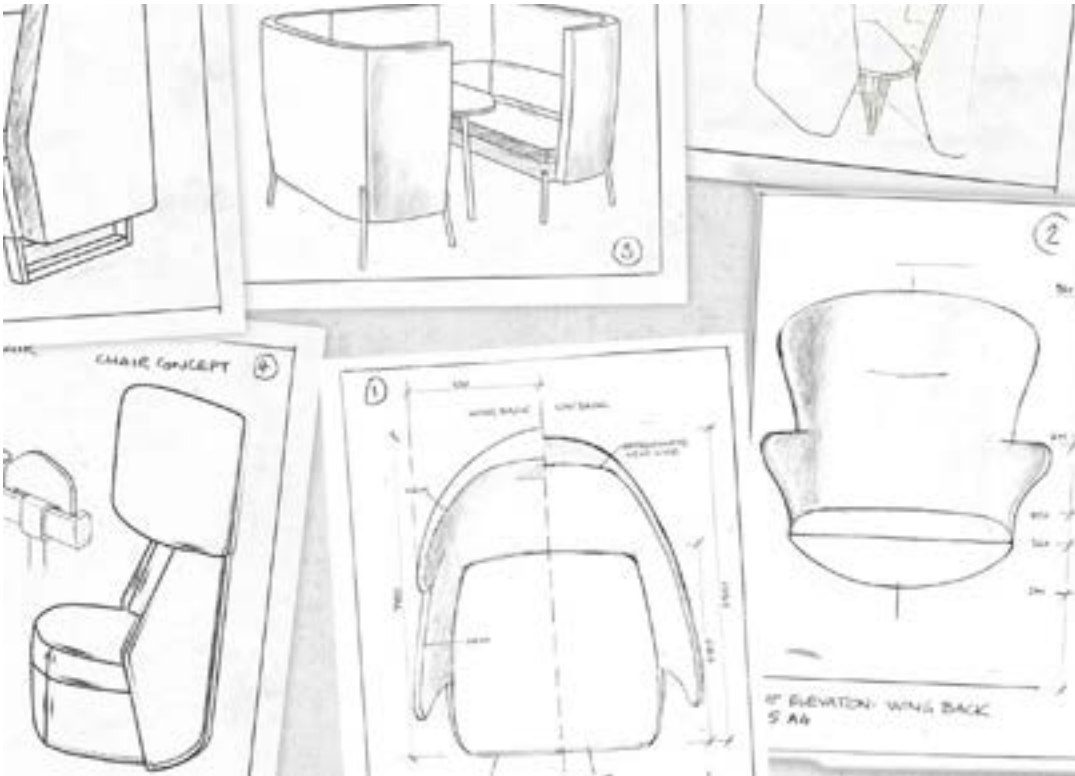
Dams are on track to achieve Netzero carbon status by 2035 – well in advance of global government targets, and we're constantly striving to find new ways in which we can engage with local communities to improve people's lives.

PRODUCT DESIGN



Product life cycle

We design and make intelligent products that are manufactured to meet real needs of the office furniture industry, making sure that every process during new product development, whether it's constructing a new sofa or producing a new worktable, reduces or eliminates our impact on the environment.



In-house design team

Our in-house team of designers bring dozens of new products to market each year. Innovative and contemporary designs are supplemented with traditional and modern classics to meet all style and customer requirements.

MARKETING SUPPORT

Marketing content

The Dams approach is to work as an extension to our customer's business. We strive to help you grow your business by going the extra mile in terms of the marketing support we offer, building a flexible and long-lasting cooperation and relationship, and working together to increase your sales and margins.



MyDams customer portal

We offer leading-edge sales and marketing support with a friendly, easy to do business with mentality. The MyDams customer portal has been developed to bring all your product details, stock information, downloads, customised promotion flyers and sales quotes together into a single easy to manage place.



DELIVERY SERVICES


Warehouse

Our huge product portfolio is backed up by industry-leading levels of stock availability in our newly expanded warehouse and distribution centre, which we then provide to our customers through national wholesaler delivery service options, leading the way in office furniture logistics.



Distribution

Getting your products safe, sound and on time is crucial for any business. Customer orders can be delivered anywhere in the UK the next day, delivered to your warehouse, direct to end-users, delivered and installed by our two man teams, or you can collect items from Dams collection centres across the UK.





Customer support

Dams offer the complete project management service, including planning, design, production, delivery and installation, because we have the expertise, resources and furniture products to deliver a professional, accurate project and meet your every need.



Interior design

Our in-house team of space planners and design experts can take your room measurements and then suggest the perfect furniture solutions for your space, in addition to mood boards and photo-realistic static visuals as the project progresses, viewing various furniture options in different finishes.

PRODUCT PORTFOLIO

Our brands

Dams product portfolio is more diversified than ever with unique product offerings that are sought after for their compelling design, superior quality, and exceptional value. Innovative and contemporary product designs are supplemented with traditional and modern classics to fulfil any customer requirement.



The one-stop-shop for all your workplace needs



Design-led products for corporate breakout spaces



Home working solutions for small offices

Manufacturer and wholesaler

With over 9,500 stocked products and 1,500 made-to-order items available, Dams have the biggest and best portfolio of office furniture products in the UK and are better placed than ever to service our customers.

CONTENTS



DESKS
2-79



WOODEN STORAGE
80-97



STEEL STORAGE
98-113




SCREENS
114-133




PRIVATE WORKING
134-165



ACCESSORIES
166-175



POWER & DATA
176-191



TABLES
192-255



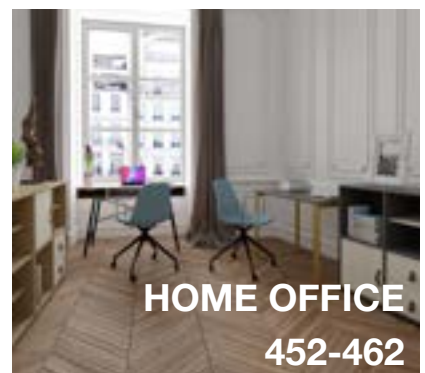
RECEPTION
256-263



SEATING
264-379



SOFT SEATING
380-451



HOME OFFICE
452-462

ELEV8² TOUCH

SIT-STAND DESKING

The ability to sit and stand during the average working day has huge health benefits to the user, helping to burn calories, boost energy levels, improve posture and promote mental well-being. In addition to the numerous health benefits provided by periodic standing, studies show that Elev8² height adjustable desks promote creativity, team interaction, collaboration, and the willingness to share ideas.



PRODUCT SPECS

BS EN527-2:2016+A1:2019, EN1729-2:2012+A1:2015



Product
guarantee



Manufactured
in the UK

DESK SHAPES



Straight



Return



Back-to-back

FEATURES

Three-tiered leg column with adjustability from 650mm to 1250mm

Twin motors for fast, fluid and natural movement of the 25mm desktops

Weight loading of up to 160kg with sit-stand desk height adjustment

Fully integrated and concealed cable management

EV-CHAIN

Vertical cable chain for back-to-back desks

EVSS-1600

Vibe screen options for increased privacy



TVS300T1

Travis mesh back operator chair

EVTB-1600

Two straight 800mm deep desks back-to-back

FRAMES



Black
(K)




Silver
(S)




White
(WH)


WOOD FINISHES




Beech
(B)




Grey Oak
(GO)



Oak
(O)



Walnut
(W)



White
(WH)



White/Oak
(WO)

Single Height Adjustable Desks



CODE	W	D	H	RRP
EVT-1200	1200	800	650-1250	£1281
EVT-1400	1400	800	650-1250	£1306
EVT-1600	1600	800	650-1250	£1334



- Single straight desks 800mm deep with adjustability from 650mm-1250mm
- Powerful twin motors raise and lower the desktop at a 39db noise level

Return Height Adjustable Desk




CODE	W	D	H	RRP
EVT-RET	800	600	650-1250	£934



- Sits on either side of the sit-stand straight desks to increase the working area
- The two base columns of the straight and return desk stay perfectly synched

Single Height Adjustable Desks with Returns



CODE	W	D	H	w	d	RRP
EVTR-1400	1400	800	650-1250	600	1600	£2239
EVTR-1600	1600	800	650-1250	600	1600	£2266

- Rectangular desks 800mm deep complete with 800mm return desk
- Return can be fitted to either side of desk to extend the sit-stand working area

Vibe Screens for Single Desks



CODE	W	D	H	Band A	Band B	Band C	Band D	Band E
EV1000	1000	25	600	£222	£239	£268	£289	£312
EV1200	1200	25	600	£254	£268	£294	£317	£343
EV1400	1400	25	600	£281	£294	£324	£349	£377
EV1600	1600	25	600	£312	£324	£353	£381	£412

- Made to order designer office screens supplied with fitting brackets
- 25mm thick screens which are 600mm high specifically for Elev8² single desks



Black (K) Silver (S) White (WH)



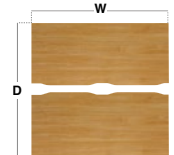
Beech (B) Grey Oak (GO) Oak (O) Walnut (W) White (WH) White/Oak (WO)

Please add frame finish followed by desktop finish when ordering eg. **EVT-1600** with Black frame in Oak = **EVT-1600-K-O**

Back-to-Back Height Adjustable Desks



CODE	W	D	H	RRP
EVTB-1200	1200	1650	650-1250	£2664
EVTB-1400	1400	1650	650-1250	£2731
EVTB-1600	1600	1650	650-1250	£2797



- Two straight 800mm deep desks back-to-back with adjustability from 650mm-1250mm
- Powerful twin motors raise and lower the back-to-back desks independently

Vibe Straight Screens for Back-to-Back Desks



CODE	W	D	H	Band A	Band B	Band C	Band D	Band E
EVSS-1200	1200	25	600	£260	£274	£290	£317	£355
EVSS-1400	1400	25	600	£334	£346	£362	£405	£471
EVSS-1600	1600	25	600	£368	£397	£426	£477	£575

- Made to order designer office screens 600mm high
- 25mm thick screens specifically designed for Elev8² Touch back-to-back desks

Vibe Curved Screens for Back-to-Back Desks



CODE	W	D	H	Band A	Band B	Band C	Band D	Band E
EVSC-1200	1200	25	400-700	£274	£290	£303	£329	£364
EVSC-1400	1400	25	400-700	£343	£358	£369	£411	£476
EVSC-1600	1600	25	400-700	£378	£404	£431	£480	£572

- Made to order designer office screens 700mm high at central point
- 25mm thick screens specifically designed for Elev8² Touch back-to-back desks



Black (**K**)

Silver (**S**)

White (**WH**)



Beech (**B**)

Grey Oak (**GO**)



Oak (**O**)



Walnut (**W**)



White (**WH**)

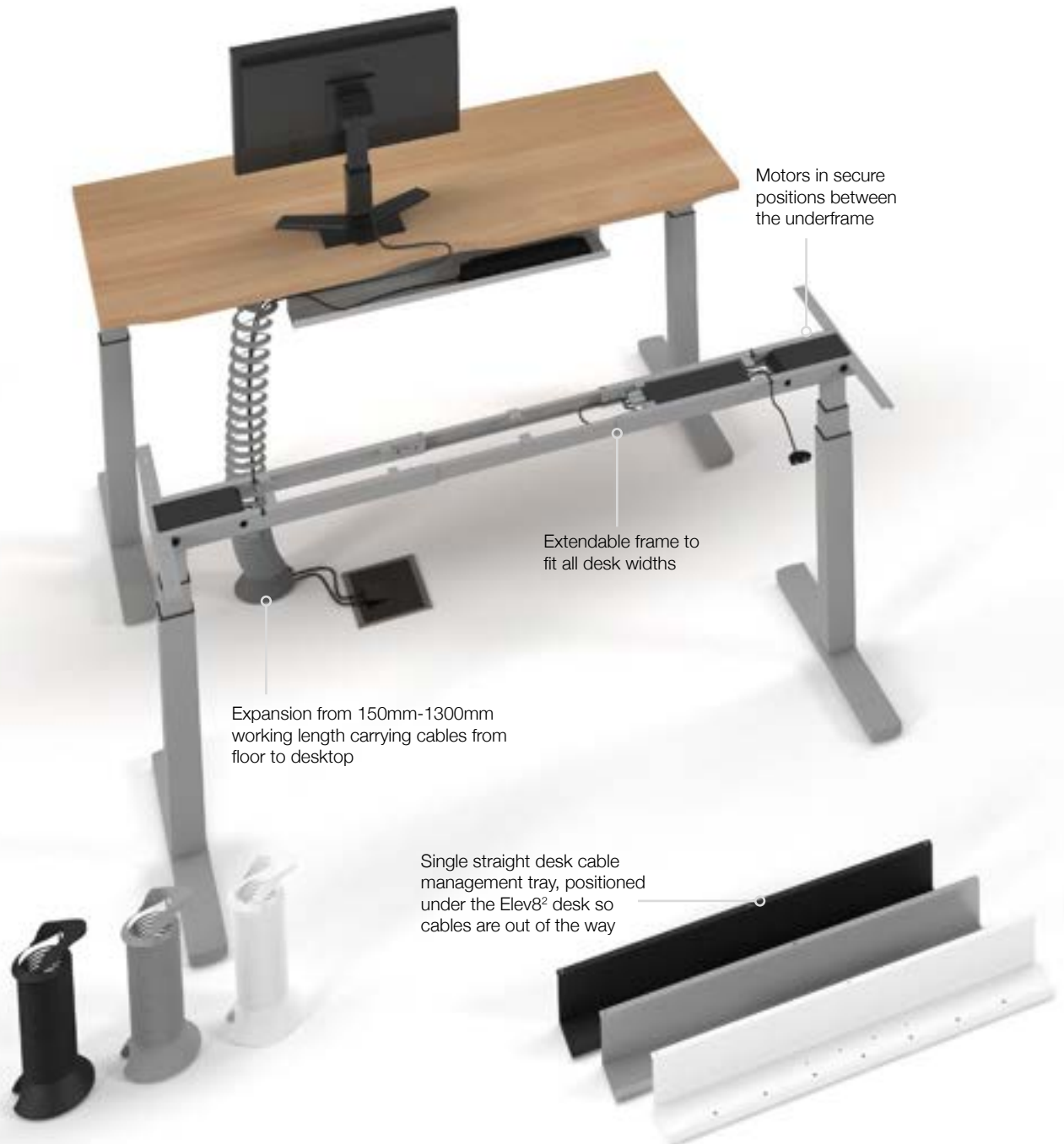


White/Oak (**WO**)

Please add frame finish followed by desktop finish when ordering eg. **EVTB-1600** with Black frame in Oak = **EVTB-1600-K-O**

Create a healthier work environment

Many employers are now providing workers with height adjustable desks, allowing workers to alternate between sitting and standing throughout the day. Sit-stand desks have a height adjustable feature so that you can stand or sit comfortably and work proficiently. They come in all shapes and sizes, just like people, and are suitable for any employee and work environment – in the office or at home – with a design based on exhaustive ergonomic research to provide an optimal workstation.



Vertical cable spiral

CODE	W	D	H	RRP
EV-SN	80	80	150-1300	£90

Upper cable channel

CODE	W	D	H	RRP
EV-UCC	800	100	100	£57

ELEV8² TOUCH

ACCESSORIES

Allows for 4 different stored height settings and can be fitted to all Elev8² Touch desking



Digital control box

CODE	W	D	H	RRP
TDH5-P	105	40	20	£106

Easy detachable battery pack, charged with a standard USB



Battery pack

CODE	RRP
EVT-BPK	£459

Insert the dongle into the control box of the existing desk and download the app for height adjustment and preferences



Bluetooth control

CODE	RRP
EVT-BCU	£88



Vertical cable chain

Fits inside the lower cable channel of back-to-back desks for cable management

Shared cable tray with cover which sits central to two back-to-back Elev8² desks
Available in black, silver & white to match leg frames

Vertical cable chain

CODE	W	D	H	RRP
EV-CHAIN-K	52	25	1000	£104

Lower cable channel

CODE	W	D	H	RRP
EV-LCC-854	1028	250	100	£137
EV-LCC-1054	1228	250	100	£175
EV-LCC-1254	1428	250	100	£217

Please add finish when ordering eg. **EV-LCC-1254** in Silver = **EV-LCC-1254-S**

ELEV8² MONO

SIT-STAND DESKING

Elev8² Mono sit-stand desks allow the individual user to electronically adjust the desk height from a sitting to a standing position with the touch of a button. Having the option to stand, as well as sit during the work day has been proven not only to benefit the health of the user but also of the business, dramatically improving health, well-being and energy levels of employees.



PRODUCT SPECS

BS EN527-1:2011, EN1729-2:2012+A1:2015



Product
guarantee



Manufactured
in the UK

DESK SHAPES



Straight

FEATURES

Two-tiered leg column offers adjustability from 700mm to 1200mm

Single motor for fluid and natural movement of the 25mm desktops

Weight loading of up to 120kg with sit-stand desk height adjustment

Low noise level of 44db with Vibe screen options for increased privacy



FRAMES




Silver
(S)




White
(WH)


WOOD FINISHES




Beech
(B)



Grey Oak
(GO)



Oak
(O)



Walnut
(W)



White
(WH)



White/Oak
(WO)

Single Height Adjustable Desks



CODE	W	D	H	RRP
EVM-1200	1200	800	700-1200	£1014
EVM-1400	1400	800	700-1200	£1039
EVM-1600	1600	800	700-1200	£1067



- Single straight desks 800mm deep with adjustability from 700mm-1200mm
- The single motor adjusts the desktop height at a 44db noise level

Vibe Screen for Single Desks



CODE	W	D	H	Band A	Band B	Band C	Band D	Band E
EV1000	1000	25	600	£222	£239	£268	£289	£312
EV1200	1200	25	600	£254	£268	£294	£317	£343
EV1400	1400	25	600	£281	£294	£324	£349	£377
EV1600	1600	25	600	£312	£324	£353	£381	£412

- Made to order designer office screens supplied with fitting brackets
- 25mm thick screens which are 600mm high specifically for Elev8² single desks

Upper Cable Channel



CODE	W	D	H	RRP
EV-UCC	800	100	100	£57

- Cable management tray positioned under desk to use on single straight desks
- Available in silver or white to match leg frames

Vertical Cable Spiral



CODE	W	D	H	RRP
EV-SN	80	80	150-1300	£90

- Spring like expansion which expands to carry cables from 150mm-1300mm
- Available in silver or white to match leg frames



Silver (**S**) White (**WH**)



Beech (**B**)



Grey Oak (**GO**)



Oak (**O**)



Walnut (**W**)



White (**WH**)



White/Oak (**WO**)

Please add frame finish followed by desktop finish when ordering eg. **EVM-1600** with Silver frame in Walnut = **EVM-1600-S-W**

Why opt for a sit-stand solution?

Are you sitting comfortably?
You might not be by the time you finish reading this, because spending too much time perched on your posterior could be seriously damaging your health. Put simply, a healthier workforce is a happier, more motivated and more productive workforce.

TOUCH



MONO



3 part leg
Black, Silver or White



Single and
back-to-back desks



Twin motors
per desk



Control unit



2 part leg
Silver or White



Single desks



Single motor
per desk



Control unit




Studies also show that Elev8 sit-stand desks promote creativity, team interaction, collaboration, and the willingness to share ideas. So, when it comes to the Elev8 range, a desk is much more than a place to work - it's a working culture that benefits both the employee and the company.

ADAPT

BENCH DESK SYSTEM

Adapt is our vision for systems furniture in the contemporary office. Offering a flexible approach to office furniture design, it is perfect for matching desking with meeting tables and even executive desk design for the totally integrated look. Sleek and stylish with clean cut lines and balanced proportions, the Adapt benching solution is a real stand out in the modern office environment.



PRODUCT SPECS

EN527-1:2001, EN527-2:2016+A1:2019, EN1729-2:2012+A1:2-15



Product
guarantee



Designed &
manufactured


DESK SHAPES



Straight



Return



Back-to-back

FEATURES

Bench desk system with shared, recessed legs for runs of desks

Scalloped cut outs in the 25mm desktops allowing cables to pass through

Return desks allow for a greater working area for single & back-to-back desks

Sliding top options to a maximum of 125mm for easy access to cable trays



FRAMES



Black
(K)




Silver
(S)




White
(WH)


WOOD FINISHES




Beech
(B)



Grey Oak
(GO)



Oak
(O)



Walnut
(W)



White
(WH)

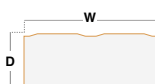


White/Oak
(WO)

Single Desks 600mm



CODE	W	D	H	RRP
E126	1200	600	725	£444
E146	1400	600	725	£462
E166	1600	600	725	£490

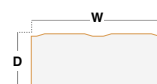


- Single straight desks 600mm deep with scalloped cut outs in the desktops
- Sturdy steel framework and bench tops which take on a floating appearance

600mm Add-on Units



CODE	W	D	H	RRP
E126-AB	1200	600	725	£295
E146-AB	1400	600	725	£314
E166-AB	1600	600	725	£344

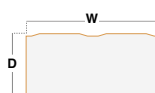


- Single straight add-on unit desk with scalloped cut outs in the desktops
- Use with single desks to extend into a modular system

Single Desks 800mm



CODE	W	D	H	RRP
E128	1200	800	725	£492
E148	1400	800	725	£518
E168	1600	800	725	£554

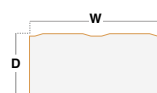


- Single straight desks 800mm deep with scalloped cut outs in the desktops
- Sturdy steel framework and bench tops which take on a floating appearance

800mm Add-on Units



CODE	W	D	H	RRP
E128-AB	1200	800	725	£329
E148-AB	1400	800	725	£353
E168-AB	1600	800	725	£386

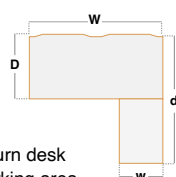


- Single straight add-on unit desk with scalloped cut outs in the desktops
- Use with single desks to extend into a modular system

Single Desks with Returns



CODE	W	D	H	w	d	RRP
ER1488	1400	800	725	600	1600	£719
ER1688	1600	800	725	600	1600	£745



- Rectangular desks 800mm deep complete with 800mm return desk
- Return can be fitted to either side of desk to extend the working area

Single Desk Cable Trays



CODE	Usage	W	D	H	RRP
ED12SCT	Fits 1200 wide desk	1000	100	60	£82
ED14SCT	Fits 1400 wide desk	1200	100	60	£93
ED16SCT	Fits 1600 wide desk	1400	100	60	£137

- Cable management tray positioned under desk to use on single straight desks
- Available in black, silver or white to match leg frames



Black (**K**)

Silver (**S**)

White (**WH**)



Beech (**B**)



Grey Oak (**GO**)



Oak (**O**)



Walnut (**W**)



White (**WH**)



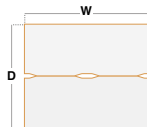
White/Oak (**WO**)

Please add frame finish followed by desktop finish when ordering eg. **E166** with White frame in White/Oak = **E166-WH-WO**

Back-to-Back Desks



CODE	W	D	H	RRP
E1212	1200	1200	725	£812
E1412	1400	1200	725	£842
E1612	1600	1200	725	£905
E1216	1200	1600	725	£867
E1416	1400	1600	725	£914
E1616	1600	1600	725	£983

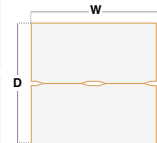


- Two straight desks back-to-back with scalloped cut outs in the desktops
- Extended sturdy steel framework and bench tops which take on a floating look

Back-to-Back Add-on Units



CODE	W	D	H	RRP
E1212-AB	1200	1200	725	£519
E1412-AB	1400	1200	725	£555
E1612-AB	1600	1200	725	£612
E1216-AB	1200	1600	725	£572
E1416-AB	1400	1600	725	£621
E1616-AB	1600	1600	725	£685

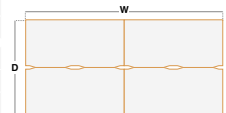


- Two straight add-on unit desks back-to-back with scalloped cut outs
- Use with back-to-back desks to extend into a modular system

Double Back-to-Back Desks



CODE	W	D	H	RRP
E2412	2400	1200	725	£1328
E2812	2800	1200	725	£1393
E3212	3200	1200	725	£1510
E2416	2400	1600	725	£1433
E2816	2800	1600	725	£1531
E3216	3200	1600	725	£1665

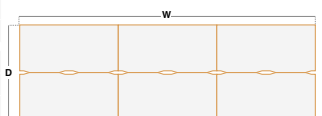


- Four straight desks in a double back-to-back bench desk configuration
- Legs are shared between desk clusters with a recessed centre leg support

Triple Back-to-Back Desks



CODE	W	D	H	RRP
E3612	3600	1200	725	£1844
E4212	4200	1200	725	£1941
E4812	4800	1200	725	£2116
E3616	3600	1600	725	£2001
E4216	4200	1600	725	£2148
E4816	4800	1600	725	£2347



- Six straight desks in a triple back-to-back bench desk configuration
- Legs are shared between desk clusters with two recessed centre leg supports

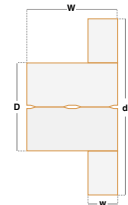


Please add frame finish followed by desktop finish when ordering eg. **E1616** with White frame in White/Oak = **E1616-WH-WO**

Back-to-Back Desks with Returns



CODE	W	D	H	w	d	RRP
ER14168	1400	1600	725	600	3200	£1306
ER16168	1600	1600	725	600	3200	£1373

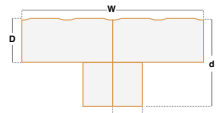


- Two straight desks back-to-back with scalloped cutouts and return desks
- Extended sturdy steel framework and bench tops which take on a floating look

Double Straight Desks with Returns



CODE	W	D	H	w	d	RRP
ER2888	2800	800	725	600	1600	£1306
ER3288	3200	800	725	600	1600	£1373

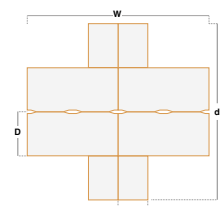


- Two straight desks side-by-side with scalloped cutouts and return desks
- Returns can be fitted to either side of desk to extend the working area

Four Desk Clusters with Returns



CODE	W	D	H	w	d	RRP
ER28168	2800	800	725	600	3200	£2219
ER32168	3200	800	725	600	3200	£2349



- Back-to-back desks with returns for a modern bench desk configuration
- Legs are shared between desk clusters with a recessed centre leg support



Black (K)

Silver (S)

White (WH)



Beech (B)

Grey Oak (GO)

Oak (O)

Walnut (W)

White (WH)

White/Oak (WO)

Please add frame finish followed by desktop finish when ordering eg. **ER16168** with White frame in White/Oak = **E16168-WH-WO**

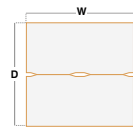
ADAPT

SLIDING TOP DESK CLUSTERS

Back-to-Back Desks - Sliding Tops



CODE	W	D	H	RRP
STE1212	1200	1200	725	£1037
STE1412	1400	1200	725	£1080
STE1612	1600	1200	725	£1155
STE1216	1200	1600	725	£1108
STE1416	1400	1600	725	£1173
STE1616	1600	1600	725	£1257

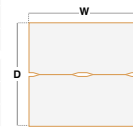


- Two straight desks back-to-back with scalloped cut outs in the tops
- Desktops slide forward up to 125mm allowing greater cable access

Back-to-Back Add-On Units - Sliding Tops



CODE	W	D	H	RRP
STE1212-AB	1200	1200	725	£664
STE1412-AB	1400	1200	725	£706
STE1612-AB	1600	1200	725	£782
STE1216-AB	1200	1600	725	£731
STE1416-AB	1400	1600	725	£794
STE1616-AB	1600	1600	725	£879

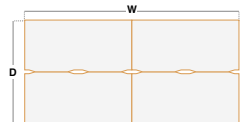


- Two straight add-on unit desks back-to-back with tops that slide forward
- Recessed leg is positioned in the centre of the bench desks

Double Back-to-Back Desks - Sliding Tops




CODE	W	D	H	RRP
STE2412	2400	1200	725	£1696
STE2812	2800	1200	725	£1781
STE3212	3200	1200	725	£1931
STE2416	2400	1600	725	£1834
STE2816	2800	1600	725	£1963
STE3216	3200	1600	725	£2093

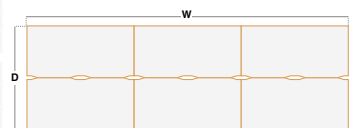


- Four straight desks in a double back-to-back bench desk configuration
- Desktops slide forward up to 125mm allowing greater cable access

Triple Back-to-Back Desks - Sliding Tops



CODE	W	D	H	RRP
STE3612	3600	1200	725	£2354
STE4212	4200	1200	725	£2479
STE4812	4800	1200	725	£2710
STE3616	3600	1600	725	£2561
STE4216	4200	1600	725	£2750
STE4816	4800	1600	725	£3003



- Six straight desks in a triple back-to-back bench desk configuration
- Horizontal and vertical cable management solutions available



Black (K) Silver (S) White (WH)



Beech (B) Grey Oak (GO) Oak (O) Walnut (W) White (WH) White/Oak (WO)

Please add frame finish followed by desktop finish when ordering eg. **STE1616** with White frame in White/Oak = **STE1616-WH-WO**

Start simple then Adapt easily!



Step 1

Select a starter unit which can be single desk or back-to-back desks. Choose your add-on unit in the same width, depth and finish as the starter unit

Please note:

Don't mix 600mm deep desks with 800mm deep desks, and don't mix 1200mm deep with 1600mm deep back-to-back desk clusters. You can't mix fixed tops and sliding top desks.



Step 2

Remove one set of legs from the starter unit and add to the end of the add-on unit



Step 3

Connect the add-on unit to the starter unit. Simply repeat the process and connect more add-on units to create runs of desks




Beam

Steel legs and framework for enhanced strength and stability

Manages all the cables from the desk to the floor, with a front panel that can be removed quickly and easily to gain access to wires

Mass cable riser

CODE	W	D	H	RRP
EDCR	390	65	500	£166



Black (**K**)



Silver (**S**)



White (**WH**)

Please add metal finish when ordering eg. **ED16SCT** in White = **ED16SCT-WH**

Offering choice is essential when creating a space for an agile workforce, and Adapt's thoughtful design and versatile components help you to do more with less.


The flexibility of bench desking allows for easy reconfiguration and expansion of the work area as one project is completed and a new team moves into the space.



Central drop down cable trays where cables can run between two trays for effective cable management

Inset legs

Provides improved leg room as the recessed leg is positioned in the centre of the desks



Central cable trays

CODE	USAGE	W	D	H	RRP
ED12DCT	Fits 1200 wide desk	1000	320	60	£146
ED14DCT	Fits 1400 wide desk	1200	320	60	£154
ED16DCT	Fits 1600 wide desk	1400	320	60	£161



Black (**K**)



Silver (**S**)



White (**WH**)

Please add metal finish when ordering eg. [EDCR](#) in White = [EDCR-WH](#)

FUZE

STYLISH BENCH DESKING

Increasingly, businesses are moving away from dedicated single employee workspaces, towards more flexible working environments, and bench desk systems are the ideal solution for high density open plan workplaces. Fuze bench desks blend the best of European design with the highest workmanship standards to span a wide range of applications and support the most creative of workspaces.



PRODUCT SPECS



Product
guarantee




Designed &
manufactured

DESK SHAPES



Straight



Back-to-back

FEATURES

Bench desk system with shared, recessed legs for runs of desks

Solid oak legs with sleek, curved lines for a contemporary look

White steel framework for enhanced strength and stability

Scalloped cut outs in the 25mm desktops allowing cables to pass through

A1600
Aluminium frame
fabric screen


TGSMARM
Triton single monitor arm



TNMP
Tall, narrow 3 drawer
mobile pedestal


SM44-000
Senza mesh back
operator chair

FRAMES




Oak legs & White
metal frame

WOOD FINISHES



Grey Oak
(GO)



Oak
(O)



White
(WH)




White/Oak
(WO)

Single Desks



CODE	W	D	H	RRP
FZ128	1200	800	725	£842
FZ148	1400	800	725	£880
FZ168	1600	800	725	£913



- Single straight desks 800mm deep with scalloped cutouts in the desktops
- Ideal for the home or the workplace

Single Desk Cable Tray



CODE	W	D	H	RRP
ED12SCT	1000	100	60	£82
ED14SCT	1200	100	60	£93
ED16SCT	1400	100	60	£137

- Cable management tray to use on single straight desks
- Positioned under the desk so cables are out of the way but easily accessible



White (**WH**)



Grey Oak (**GO**)



Oak (**O**)



White (**WH**)




White/Oak (**WO**)

Please add frame finish followed by desktop finish when ordering eg. **FZ168** with White frame in Grey Oak = **FZ168-WH-GO**

Back-to-Back Desks



CODE	W	D	H	RRP
FZ1216	1200	1600	725	£1021
FZ1416	1400	1600	725	£1089
FZ1616	1600	1600	725	£1124

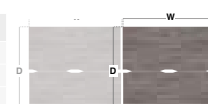


- Two straight 800mm deep desks with scalloped cutouts in the desktops
- Solid oak leg frame provides a stylish twist on bench desking with a steel frame

Back-to-Back Add-on Units



CODE	W	D	H	RRP
FZ1216-AB	1200	1600	725	£599
FZ1416-AB	1400	1600	725	£668
FZ1616-AB	1600	1600	725	£704




- Two straight 800mm deep desk add-on units back-to-back with scalloped cutouts
- Recessed solid oak leg is positioned in the centre of the desks

Double Back-to-Back Desks



CODE	W	D	H	RRP
FZ2416	2400	1600	725	£1616
FZ2816	2800	1600	725	£1755
FZ3216	3200	1600	725	£1825

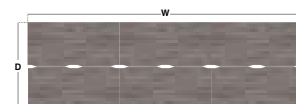


- Four straight 800mm deep desks in a double back-to-back bench desk configuration
- Solid oak legs are shared between desk clusters with a recessed centre leg support

Triple Back-to-Back Desks



CODE	W	D	H	RRP
FZ3616	3600	1600	725	£2210
FZ4216	4200	1600	725	£2419
FZ4816	4800	1600	725	£2522



- Six straight 800mm deep desks in a triple back-to-back bench desk configuration
- Solid oak legs are shared between desk clusters with recessed centre leg supports



White (**WH**)



Grey Oak (**GO**)



Oak (**O**)



White (**WH**)



White/Oak (**WO**)

Please add frame finish followed by desktop finish when ordering eg. **FZ1616** with White frame in Grey Oak = **FZ1616-WH-GO**

Start simple then Fuze together!



Step 1

Select a starter unit which can be single desk or back-to-back desks. Choose your add-on unit in the same width and finish as the starter unit



Step 2

Remove one set of legs from the starter unit and add to the end of the add-on unit



Step 3

Connect the add-on unit to the starter unit. Simply repeat the process connect more add-on units to create runs of desks



Cable riser

Manages all the cables from the desk to the floor, with a front panel that can be removed quickly and easily to gain access to wires

CODE	W	D	H	RRP
FZCR	188-570	80	520	£130

Offering choice is essential when creating a space for an agile workforce, and Fuze's stylish design and versatile components help you to do more with less.

The flexibility of bench desking allows for easy reconfiguration and expansion of the work area as one project is completed and a new team moves into the space.



Cable tray

Central drop down cable trays where cables can run between two trays for effective cable management



CODE	USAGE	W	D	H	RRP
ED12DCT	Fits 1200 wide desk	1000	320	60	£146
ED14DCT	Fits 1400 wide desk	1200	320	60	£154
ED16DCT	Fits 1600 wide desk	1400	320	60	£161

Single desk cable tray

Cable management tray positioned under the desk so cables are out of the way but easily accessible



CONNEX

MODULAR BENCH DESKING

Connex bench desking is based on one principle – simplicity. With its clean lines and elegant form, Connex offers a choice of classic tried and tested configurations from a single desk to hundreds of workstations in a wide variety of sizes to fit any office space. The legs can be shared between bench clusters, which not only look aesthetically pleasing, but save space and decreases costs.



PRODUCT SPECS

BS EN527-2:2016



Product
guarantee



Designed &
manufactured

DESK SHAPES



Straight

FEATURES

Bench desk system with shared, recessed legs for runs of desks

Square steel framework with mitred frame for enhanced strength & stability

Desktops with cable access ports to feed plugs and cables through

Quick assembly modular bench desk system for high density office spaces



FRAMES




Silver
(S)




White
(WH)


WOOD FINISHES




Beech
(B)



Grey Oak
(GO)



Oak
(O)



Walnut
(W)



White
(WH)

Single Desks



CODE	W	D	H	RRP
CO128	1200	800	725	£410
CO148	1400	800	725	£431
CO168	1600	800	725	£461



- Single straight desks 800mm deep with two cable access ports
- Rectangular steel framework in silver or white with excellent strength & stability

Single Add-on Units



CODE	W	D	H	RRP
CO128-AB	1200	800	725	£291
CO148-AB	1400	800	725	£314
CO168-AB	1600	800	725	£370



- Single desk add-on units 800mm deep, supplied with a recessed centre leg
- Recessed leg is positioned in the centre of the bench desks



Silver (S)



White (WH)



Beech (B)



Grey Oak (GO)



Oak (O)



Walnut (W)



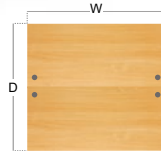
White (WH)

Please add frame finish followed by desktop finish when ordering eg. **CO168** with Silver frame in Beech = **CO168-S-B**

Back-to-Back Desks



CODE	W	D	H	RRP
CO1216	1200	1600	725	£717
CO1416	1400	1600	725	£762
CO1616	1600	1600	725	£814



- Two straight 800mm deep desks back-to-back, both with two cable access ports
- Extended rectangular steel framework for added strength & stability

Back-to-Back Add-on Units



CODE	W	D	H	RRP
CO1216-AB	1200	1600	725	£472
CO1416-AB	1400	1600	725	£528
CO1616-AB	1600	1600	725	£570

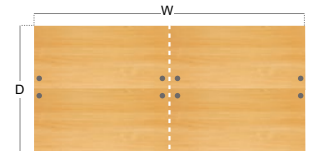


- Two straight 800mm deep add-on units back-to-back, supplied with a centre leg
- Recessed leg is positioned in the centre of the bench desks and can be extended

Double Back-to-Back Desks




CODE	W	D	H	RRP
CO2416	2400	1600	725	£1188
CO2816	2800	1600	725	£1284
CO3216	3200	1600	725	£1378

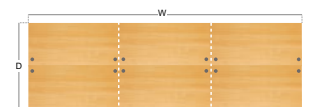


- Four straight 800mm deep desks in a double back-to-back bench desk configuration
- Legs are shared between desk, recessed centre leg support to save space and costs

Triple Back-to-Back Desks



CODE	W	D	H	RRP
CO3616	3600	1600	725	£1703
CO4216	4200	1600	725	£1782
CO4816	4800	1600	725	£1945



- Six straight 800mm deep desks in a triple back-to-back bench desk configuration
- Legs are shared between desk clusters with recessed centre leg supports



Silver (**S**)



White (**WH**)



Beech (**B**)



Grey Oak (**GO**)



Oak (**O**)



Walnut (**W**)



White (**WH**)

Please add frame finish followed by desktop finish when ordering eg. **CO1616** with Silver frame in Beech = **CO1616-S-B**

Start simple then Connex add-on units!



Step 1

Select a starter unit which can be single desk or back-to-back desks. Choose your add-on unit in the same width and finish as the starter unit



Step 2

Remove one set of legs from the starter unit and add to the end of the add-on unit



Step 3

Connect the add-on unit to the starter unit. Simply repeat the process connect more add-on units to create runs of desks



Beam

Steel legs and framework for enhanced strength and stability

Mass cable riser

Manages all the cables from the desk to the floor

CODE	W	D	H	RRP
COUEDCR	450	50	700	£165



Silver (**S**)



White (**WH**)

Please add finish when ordering eg. **COUEDCR** in Silver = **COUEDR-S**

Offering choice is essential when creating a space for an agile workforce, and Connex's clever design and versatile components help you to do more with less.

Through its twin fixed beam steel frame construction, Connex is robust enough to cope with the rigours of a busy office and is an ideal modular system for high density office spaces.



Cable trays

Central drop down cable trays for easy cable management on back-to-back desks



Double cable trays

Double trays to fit back-to-back desks

CODE	USAGE	W	D	H	RRP
COU12DCT	Fits 1200 wide desk	1000	300	100	£116
COU14DCT	Fits 1400 wide desk	1200	300	100	£126
COU16DCT	Fits 1600 wide desk	1400	300	100	£141



Single cable trays

Single trays to fit single desks

CODE	USAGE	W	D	H	RRP
COU12SCT	Fits 1200 wide desk	1000	75	50	£74
COU14SCT	Fits 1400 wide desk	1200	75	50	£84
COU16SCT	Fits 1600 wide desk	1400	75	50	£94



Silver (S)



White (WH)

Please add finish when ordering eg. **COU16DCT** in Silver = **COU16DCT-S**

TR10

MULTI-FUNCTIONAL DESKING

With its strong lines and elegant form, TR10 is a streamlined desking system built for demanding work places and is a popular choice for a wide range of projects. The cable managed cantilever leg design allows users to hide and store unsightly cables, keeping them off the ground where they could create trip hazards and making the desk area both safe and aesthetically pleasing.



PRODUCT SPECS



Product
guarantee



Designed &
manufactured

DESK SHAPES



Straight



Return



Wave



Ergonomic

FEATURES

Telescopic beam underframe which can extend to the correct size

Cantilever leg frames with vertical cable management

Desktops with cable access ports to feed cables through

Height settable desk option from 630-830mm



FRAMES




Silver
(S)




White
(WH)


WOOD FINISHES




Beech
(B)




Grey Oak
(GO)



Oak
(O)



Walnut
(W)



White
(WH)

TR10

SINGLE DESKS

Single Desks 600mm



CODE	W	D	H	RRP
T608	800	600	725	£390
T610	1000	600	725	£396
T612	1200	600	725	£415
T614	1400	600	725	£425
T616	1600	600	725	£445



- Rectangular desks 600mm deep with single cable access ports
- Smaller desks are ideal for areas where space is limited

Return Desk



CODE	W	D	H	RRP
TR86	800	600	725	£240




- 800mm return desk that sits on either side of the straight 800mm desks
- Comes complete with TR10 leg frame to retro-fit existing straight desks

Single Desks 800mm

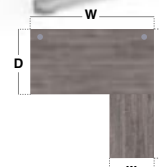


CODE	W	D	H	RRP
T8	800	800	725	£425
T10	1000	800	725	£435
T12	1200	800	725	£450
T14	1400	800	725	£460
T16	1600	800	725	£475
T18	1800	800	725	£540



- Rectangular desks 800mm deep with two cable access ports
- T8 & T10 only have one central cable access port

Single Desks with Returns




CODE	W	D	H	w	d	RRP
TRD14	1400	800	725	600	1600	£700
TRD16	1600	800	725	600	1600	£715
TRD18	1800	800	725	600	1600	£775

- Rectangular desks 800mm deep complete with 800mm return desk
- Return can be fitted to either side of desk to extend the working area

Height Settable Straight Desks



CODE	W	D	H	RRP
THS8	800	800	630-830	£690
THS10	1000	800	630-830	£700
THS12	1200	800	630-830	£720
THS14	1400	800	630-830	£725
THS16	1600	800	630-830	£745
THS18	1800	800	630-830	£785



- Easily set the desk height at 630-830mm high or at 20mm intervals in between
- Ideal for people both tall and small, and as extended height for wheelchair access



Silver (**S**)



White (**W**)



Beech (**B**)



Grey Oak (**GO**)



Oak (**O**)



Walnut (**W**)



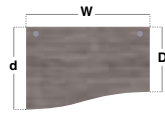
White (**WH**)

Please add frame finish followed by desktop finish when ordering eg. **T616** with Silver frame in Grey Oak = **T616SGO**

Left Hand Wave Desks



CODE	W	D	H	d	RRP
TWL14	1400	800	725	990	£525
TWL16	1600	800	725	990	£560

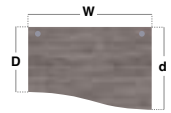


- Stylish, modern left hand wave desktops for a larger working area
- Use individually or side-by-side with the right hand desk for a full wave effect

Right Hand Wave Desks



CODE	W	D	H	d	RRP
TWR14	1400	800	725	990	£525
TWR16	1600	800	725	990	£560

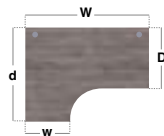


- Stylish, modern right hand wave desktops for a larger working area
- Use individually or side-by-side with the left hand desk for a full wave effect

Left Hand Ergonomic Desks



CODE	W	D	H	w	d	RRP
TBEL14	1400	800	725	600	1200	£590
TBEL16	1600	800	725	600	1200	£620
TBEL18	1800	800	725	600	1200	£650




- Ergonomic left hand desktops with post leg return
- Ideal to fit into corners or cluster together to maximise office space

Right Hand Ergonomic Desks



CODE	W	D	H	w	d	RRP
TBER14	1400	800	725	600	1200	£590
TBER16	1600	800	725	600	1200	£620
TBER18	1800	800	725	600	1200	£650

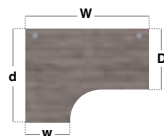


- Ergonomic right hand desktops with post leg return
- Ideal to fit into corners or cluster together to maximise office space

Left Hand Deluxe Ergonomic Desks



CODE	W	D	H	w	d	RRP
TDEL14	1400	800	725	600	1200	£775
TDEL16	1600	800	725	600	1200	£800
TDEL18	1800	800	725	600	1200	£835

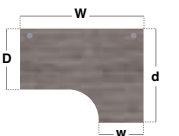


- Ergonomic left hand desktops with deluxe full leg return
- Ideal to fit into corners or cluster together to maximise office space

Right Hand Deluxe Ergonomic Desks



CODE	W	D	H	w	d	RRP
TDER14	1400	800	725	600	1200	£775
TDER16	1600	800	725	600	1200	£800
TDER18	1800	800	725	600	1200	£835



- Ergonomic right hand desktops with deluxe full leg return
- Ideal to fit into corners or cluster together to maximise office space



Silver (S)



White (W)



Beech (B)



Grey Oak (GO)



Oak (O)



Walnut (W)



White (WH)

Please add frame finish followed by desktop finish when ordering eg. **TWL16** with Silver frame in Grey Oak = **TWL16SGO**

VIVO

INTEGRATED CABLE MANAGEMENT

Vivo is an advanced desking system with contemporary styling and sleek, clean cut lines that lends itself to clear thinking and effective decision making. Removable leg covers with integrated wire management in the leg riser combine with the dual access cable cut-outs in the top corners of the modesty panel for complete cable management.



PRODUCT SPECS



Product
guarantee



Designed &
manufactured

DESK SHAPES



Straight



Wave



Ergonomic

FEATURES

Desktops with cable access ports to easily feed cables through

Removable leg covers that allow easy and quick access to cables

Cut outs in 18mm back panels allow cables to pass through to legs

Height adjustable levelling feet for use on uneven floors




FRAMES




Silver
(S)


WOOD FINISHES



Beech
(B)



Oak
(O)



Walnut
(W)




White
(WH)

Single Desks 600mm



CODE	W	D	H	RRP
VEX8	800	600	725	£385
VEX10	1000	600	725	£390
VEX12	1200	600	725	£410
VEX14	1400	600	725	£426
VEX16	1600	600	725	£445

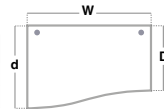


- Rectangular desks 600mm deep with modesty panel
- Smaller desks are ideal for areas where space is limited

Left Hand Wave Desks



CODE	W	D	H	d	RRP
VWL14	1400	800	725	990	£565
VWL16	1600	800	725	990	£588

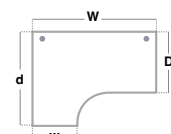


- Wave desktops for a larger working area with modesty panel & cable control
- Use individually or side-by-side with the right hand desk for a full wave effect

Left Hand Ergonomic Desks



CODE	W	D	H	w	d	RRP
VEL14	1400	800	725	600	1200	£639
VEL16	1600	800	725	600	1200	£682
VEL18	1800	800	725	600	1200	£752



- Left hand desktops with modesty panels & full leg return with cable control
- Ideal to fit into corners or cluster together to maximise office space

Single Desks 800mm



CODE	W	D	H	RRP
V8	800	800	725	£434
V10	1000	800	725	£443
V12	1200	800	725	£455
V14	1400	800	725	£464
V16	1600	800	725	£492
V18	1800	800	725	£559

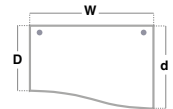


- Rectangular desks 800mm deep with modesty panel & two cable access ports
- V8 & V10 only have one central cable access port

Right Hand Wave Desks



CODE	W	D	H	d	RRP
VWR14	1400	800	725	990	£565
VWR16	1800	800	725	990	£588

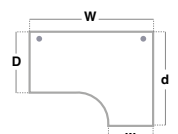


- Wave desktops for a larger working area with modesty panel & cable control
- Use individually or side-by-side with the left hand desk for a full wave effect

Right Hand Ergonomic Desks



CODE	W	D	H	w	d	RRP
VER14	1400	800	725	600	1200	£639
VER16	1600	800	725	600	1200	£682
VER18	1800	800	725	600	1200	£752



- Right hand desktops with modesty panels & full leg return with cable control
- Ideal to fit into corners or cluster together to maximise office space



Silver



Beech (B)



Oak (O)



Walnut (W)



White (WH)

Please add desktop finish when ordering eg. **VEX16** in White = **VEX16WH**



REMOVEABLE LEG COVERS

FOR EFFECTIVE CABLE MANAGEMENT

MAESTRO 25

CANTILEVER LEG

The welded double upright cantilever leg frame structure is powder coated for a stylish under frame and when combined with a 25mm melamine desktop ensures the strength and stability needed in commercial office furniture. A wide range of storage options are available from fixed and mobile pedestals to a selection of bookcases and cupboards, offering sensible storage solutions where efficiency and productivity are paramount.



PRODUCT SPECS

EN527-1:2011, EN527-2:2016, EN1729-2:2012+A1:2015



Product
guarantee



Designed &
manufactured

DESK SHAPES



Straight



Wave



Ergonomic

FEATURES

Cantilever leg frame ensures easy movement and space under the desk

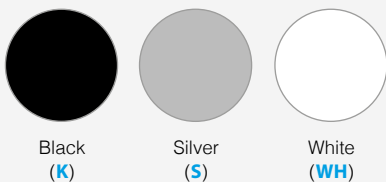
600mm and 800mm deep desktops with a choice of mobile and fixed pedestals

Fully welded double upright cantilever legs with adjustable feet

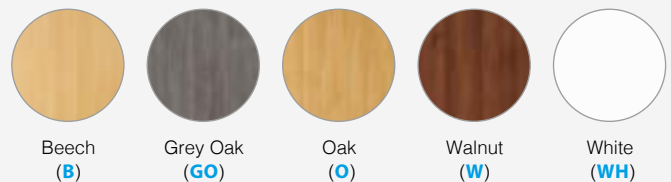
Desktops with cable access ports to feed cables through



FRAMES



WOOD FINISHES




MAESTRO 25

CANTILEVER LEG 600MM DESKS

Straight Desks



CODE	W	D	H	RRP
MC608	800	600	725	£294
MC610	1000	600	725	£304
MC612	1200	600	725	£311
MC614	1400	600	725	£323
MC616	1600	600	725	£340



- Rectangular desks 600mm deep with cantilever leg frame
- Single cable access port positioned centrally on desktop



Straight Desks with Two Drawer Pedestal



CODE	W	D	H	RRP
MC612P2	1200	600	725	£440
MC614P2	1400	600	725	£455
MC616P2	1600	600	725	£468

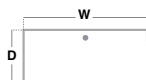


- Rectangular desks 600mm deep with cantilever frame & single cable access port
- Two drawer fixed pedestal which can be fitted to left or right hand side

Straight Desks with 2 x Two Drawer Pedestals



CODE	W	D	H	RRP
MC616P22	1600	600	725	£602



- Rectangular desks 600mm deep with cantilever frame & single cable access port
- 2 x two drawer fixed pedestals with shallow drawers and handles

HOME OFFICE

OR

WORK PLACE



Black (K)



Silver (S)



White (WH)



Beech (B)



Grey Oak (GO)



Oak (O)



Walnut (W)



White (WH)

Please add frame finish followed by desktop finish when ordering eg. MC616 with Black frame in White = MC616KWH

MAESTRO 25

CANTILEVER LEG 800MM DESKS

Straight Desks



CODE	W	D	H	RRP
MC8	800	800	725	£318
MC10	1000	800	725	£331
MC12	1200	800	725	£341
MC14	1400	800	725	£352
MC16	1600	800	725	£364
MC18	1800	800	725	£452

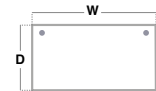


- Rectangular desks 800mm deep with cantilever frame & two cable access ports
- MC8 & MC10 only have one central cable access port

Straight Desks with Two Drawer Pedestal



CODE	W	D	H	RRP
MC12P2	1200	800	725	£512
MC14P2	1400	800	725	£529
MC16P2	1600	800	725	£538
MC18P2	1800	800	725	£628

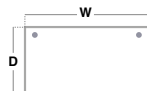


- Rectangular desks 800mm deep with cantilever frame & two cable access ports
- Two drawer fixed pedestal which can be fitted to left or right hand side

Straight Desks with Three Drawer Pedestal



CODE	W	D	H	RRP
MC12P3	1200	800	725	£512
MC14P3	1400	800	725	£529
MC16P3	1600	800	725	£538
MC18P3	1800	800	725	£628

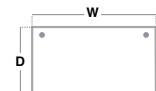


- Rectangular desks 800mm deep with cantilever frame & two cable access ports
- Three drawer fixed pedestal which can be fitted to left or right hand side

Straight Desks with 2 x Two Drawer Pedestals



CODE	W	D	H	RRP
MC16P22	1600	800	725	£714
MC18P22	1800	800	725	£805



- Rectangular desks 800mm deep with cantilever frame & two cable access ports
- 2 x two drawer fixed pedestals with shallow and filing drawers with handles

Straight Desks with Two & Three Drawer Pedestals



CODE	W	D	H	RRP
MC16P23	1600	800	725	£714
MC18P23	1800	800	725	£805



- Rectangular desks 800mm deep with cantilever frame & two cable access ports
- Two and three drawer fixed pedestals which can be fitted to either side

Straight Desks with 2 x Three Drawer Pedestals



CODE	W	D	H	RRP
MC16P33	1600	800	725	£714
MC18P33	1800	800	725	£805



- Rectangular desks 800mm deep with cantilever frame & two cable access ports
- 2 x three drawer fixed pedestals with three shallow drawers



Black (K)



Silver (S)



White (WH)



Beech (B)



Grey Oak (GO)



Oak (O)



Walnut (W)



White (WH)

Please add frame finish followed by desktop finish when ordering eg. **MC16** with Black frame in White = **MC16KWH**

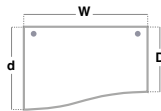
MAESTRO 25

CANTILEVER LEG WAVE DESKS

Left Hand Wave Desks



CODE	W	D	H	d	RRP
MC14WL	1400	800	725	990	£409
MC16WL	1600	800	725	990	£429

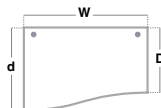


- Modern left hand wave desktops for a larger working area with cantilever frame
- Use individually or side-by-side with the right hand desk for a full wave effect

Left Hand Wave Desks with Two Drawer Pedestal



CODE	W	D	H	d	RRP
MC14WLP2	1400	800	725	990	£587
MC16WLP2	1600	800	725	990	£607

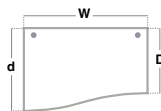


- Modern left hand wave desktops for a larger working area with cantilever frame
- Two drawer pedestal which is fixed to the 800mm deep end

Left Hand Wave Desks with Three Drawer Pedestal



CODE	W	D	H	d	RRP
MC14WLP3	1400	800	725	990	£587
MC16WLP3	1600	800	725	990	£607

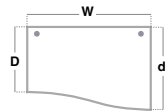


- Modern left hand wave desktops for a larger working area with cantilever frame
- Three drawer pedestal which is fixed to the 800mm deep end

Right Hand Wave Desks



CODE	W	D	H	d	RRP
MC14WR	1400	800	725	990	£409
MC16WR	1600	800	725	990	£429

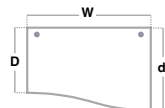


- Modern right hand wave desktops for a larger working area with cantilever frame
- Use individually or side-by-side with the left hand desk for a full wave effect

Right Hand Wave Desks with Two Drawer Pedestal



CODE	W	D	H	d	RRP
MC14WRP2	1400	800	725	990	£587
MC16WRP2	1600	800	725	990	£607

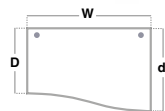


- Modern right hand wave desktops for a larger working area with cantilever frame
- Two drawer fixed pedestal which accepts A4 and foolscap files

Right Hand Wave Desks with Three Drawer Pedestal



CODE	W	D	H	d	RRP
MC14WRP3	1400	800	725	990	£587
MC16WRP3	1600	800	725	990	£607



- Modern right hand wave desktops for a larger working area with cantilever frame
- Three drawer fixed pedestal with three shallow drawers



Black (**K**)



Silver (**S**)



White (**WH**)



Beech (**B**)



Grey Oak (**GO**)



Oak (**O**)



Walnut (**W**)



White (**WH**)

Please add frame finish followed by desktop finish when ordering eg. **MC16WR** with Black frame in White = **MC16WRKWH**

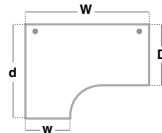
MAESTRO 25

CANTILEVER LEG ERGONOMIC DESKS

Left Hand Ergonomic Desks



CODE	W	D	H	w	d	RRP
MC14EL	1400	800	725	600	1200	£491
MC16EL	1600	800	725	600	1200	£530
MC18EL	1800	800	725	600	1200	£602

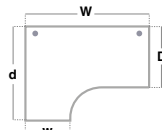


- Ergonomic left hand desktops with cantilever frame and full leg return
- Ideal to fit into corners or cluster together to maximise office space

Left Hand Ergonomic Desks with Two Drawer Pedestal



CODE	W	D	H	w	d	RRP
MC16ELP2	1600	800	725	600	1200	£708
MC18ELP2	1800	800	725	600	1200	£779

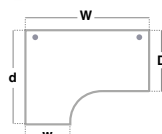


- Ergonomic left hand desktops with cantilever frame and full leg return
- Two drawer pedestal which is fixed to the 800mm deep end

Left Hand Ergonomic Desks with Three Drawer Pedestal



CODE	W	D	H	w	d	RRP
MC16ELP3	1600	800	725	600	1200	£708
MC18ELP3	1800	800	725	600	1200	£779

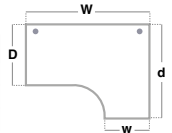


- Ergonomic left hand desktops with cantilever frame and full leg return
- Three drawer pedestal which is fixed to the 800mm deep end

Right Hand Ergonomic Desks



CODE	W	D	H	w	d	RRP
MC14ER	1400	800	725	600	1200	£491
MC16ER	1600	800	725	600	1200	£530
MC18ER	1800	800	725	600	1200	£602

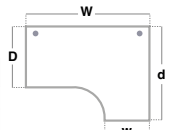


- Ergonomic right hand desktops with cantilever frame and full leg return
- Ideal to fit into corners or cluster together to maximise office space

Right Hand Ergonomic Desks with Two Drawer Pedestal



CODE	W	D	H	w	d	RRP
MC16ERP2	1600	800	725	600	1200	£708
MC18ERP2	1800	800	725	600	1200	£779

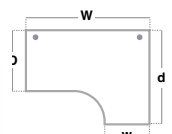


- Ergonomic right hand desktops with cantilever frame and full leg return
- Two drawer fixed pedestal which accepts A4 and foolscap files

Right Hand Ergonomic Desks with Three Drawer Pedestal



CODE	W	D	H	w	d	RRP
MC16ERP3	1600	800	725	600	1200	£708
MC18ERP3	1800	800	725	600	1200	£779



- Ergonomic right hand desktops with cantilever frame and full leg return
- Three drawer fixed pedestal with three shallow drawers



Black (K)



Silver (S)



White (WH)



Beech (B)



Grey Oak (GO)



Oak (O)



Walnut (W)



White (WH)

Please add frame finish followed by desktop finish when ordering eg. [MC16ER](#) with Black frame in White = [MC16ERKWH](#)

MAESTRO 25

CABLE MANAGED

This multi-functional desking collection is designed to fit a variety of office environments, whilst offering an effective and affordable solution to cable control, with 25mm desktops that ensure the strength and stability needed in commercial office furniture. A wide range of storage options are available from fixed and mobile pedestals to a selection of bookcases and cupboards, offering sensible storage solutions where efficiency and productivity are paramount.



PRODUCT SPECS

EN527-1:2011, EN527-2:2016, EN1729-2:2012+A1:2015



Product
guarantee



Designed &
manufactured

DESK SHAPES



Straight



Wave



Ergonomic

FEATURES

Fully welded double upright cantilever legs with adjustable feet

Removable leg covers that allow easy and quick access to cables

600mm and 800mm deep desktops with a choice of fixed pedestals

Desktops with cable access ports to feed cables through



FRAMES



Black
(K)




Silver
(S)




White
(WH)


WOOD FINISHES




Beech
(B)



Grey Oak
(GO)



Oak
(O)



Walnut
(W)



White
(WH)

MAESTRO 25

CABLE MANAGED LEG 600MM DESKS

Straight Desks



CODE	W	D	H	RRP
MCM608	800	600	725	£373
MCM610	1000	600	725	£379
MCM612	1200	600	725	£396
MCM614	1400	600	725	£412
MCM616	1600	600	725	£433



- Rectangular desks 600mm deep with cantilever leg frame
- Single cable access port positioned centrally on desktop

Straight Desks with Two Drawer Pedestal



CODE	W	D	H	RRP
MCM612P2	1200	600	725	£528
MCM614P2	1400	600	725	£541
MCM616P2	1600	600	725	£561




- Rectangular desks 600mm deep with cable managed leg & single cable port
- Two drawer fixed pedestal which can be fitted to left or right hand side

Straight Desks with 2 x Two Drawer Pedestals



CODE	W	D	H	RRP
MCM616P22	1600	600	725	£692



- Rectangular desks 600mm deep with cable managed leg & single cable port
- 2 x two drawer fixed pedestals with shallow drawers and handles



HOME OFFICE

OR

WORK PLACE



Black (K)



Silver (S)



White (WH)



Beech (B)



Grey Oak (GO)



Oak (O)



Walnut (W)



White (WH)

Please add frame finish followed by desktop finish when ordering eg. **MCM616** with Silver frame in Grey Oak = **MCM616SGO**


MAESTRO 25

CABLE MANAGED LEG 800MM DESKS

Straight Desks



CODE	W	D	H	RRP
MCM8	800	800	725	£419
MCM10	1000	800	725	£430
MCM12	1200	800	725	£439
MCM14	1400	800	725	£452
MCM16	1600	800	725	£479
MCM18	1800	800	725	£541




- Rectangular desks 800mm deep with cable managed leg & two cable ports
- MCM8 & MCM10 only have one central cable access port

Straight Desks with Two Drawer Pedestal



CODE	W	D	H	RRP
MCM12P2	1200	800	725	£570
MCM14P2	1400	800	725	£580
MCM16P2	1600	800	725	£608
MCM18P2	1800	800	725	£674




- Rectangular desks 800mm deep with cable managed leg & two cable ports
- Two drawer fixed pedestal which can be fitted to left or right hand side

Straight Desks with Three Drawer Pedestal



CODE	W	D	H	RRP
MCM12P3	1200	800	725	£570
MCM14P3	1400	800	725	£580
MCM16P3	1600	800	725	£608
MCM18P3	1800	800	725	£674




- Rectangular desks 800mm deep with cable managed leg & two cable ports
- Three drawer fixed pedestal which can be fitted to left or right hand side

Straight Desks with 2 x Two Drawer Pedestals



CODE	W	D	H	RRP
MCM16P22	1600	800	725	£738
MCM18P22	1800	800	725	£803




- Rectangular desks 800mm deep with cable managed leg & two cable ports
- 2 x two drawer fixed pedestals which accept A4 and foolscap files

Straight Desks with Two & Three Drawer Pedestals



CODE	W	D	H	RRP
MCM16P23	1600	800	725	£738
MCM18P23	1800	800	725	£803




- Rectangular desks 800mm deep with cable managed leg & two cable ports
- Two and three drawer fixed pedestals which can be fitted to either side

Straight Desks with 2 x Three Drawer Pedestals



CODE	W	D	H	RRP
MCM16P33	1600	800	725	£738
MCM18P33	1800	800	725	£803



- Rectangular desks 800mm deep with cable managed leg & two cable ports
- 2 x three drawer fixed pedestals with three shallow drawers



Black (K)



Silver (S)



White (WH)



Beech (B)



Grey Oak (GO)



Oak (O)



Walnut (W)



White (WH)

Please add frame finish followed by desktop finish when ordering eg. **MCM16** with Silver frame in Grey Oak = **MCM16SGO**

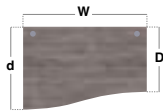
MAESTRO 25

CABLE MANAGED LEG WAVE DESKS

Left Hand Wave Desks



CODE	W	D	H	d	RRP
MCM14WL	1400	800	725	990	£538
MCM16WL	1600	800	725	990	£558

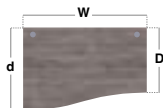


- Modern left hand wave desktops for a larger working area with cable managed leg
- Use individually or side-by-side with the right hand desk for a full wave effect

Left Hand Wave Desks with Two Drawer Pedestal



CODE	W	D	H	d	RRP
MCM14WLP2	1400	800	725	990	£717
MCM16WLP2	1600	800	725	990	£737

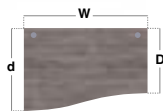


- Modern left hand wave desktops for a larger working area with cable managed leg
- Two drawer pedestal which is fixed to the 800mm deep end

Left Hand Wave Desks with Three Drawer Pedestal



CODE	W	D	H	d	RRP
MCM14WLP3	1400	800	725	990	£717
MCM16WLP3	1600	800	725	990	£737

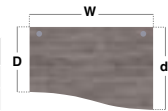


- Modern left hand wave desktops for a larger working area with cable managed leg
- Three drawer pedestal which is fixed to the 800mm deep end

Right Hand Wave Desks



CODE	W	D	H	d	RRP
MCM14WR	1400	800	725	990	£538
MCM16WR	1600	800	725	990	£558

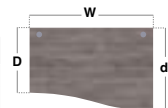


- Modern right hand wave desktops for a larger working area with cable managed leg
- Use individually or side-by-side with the left hand desk for a full wave effect

Right Hand Wave Desks with Two Drawer Pedestal



CODE	W	D	H	d	RRP
MCM14WRP2	1400	800	725	990	£717
MCM16WRP2	1600	800	725	990	£737

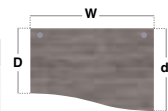


- Modern right hand wave desktops for a larger working area with cable managed leg
- Two drawer fixed pedestal which accepts A4 and foolscap files

Right Hand Wave Desks with Three Drawer Pedestal



CODE	W	D	H	d	RRP
MCM14WRP3	1400	800	725	990	£717
MCM16WRP3	1600	800	725	990	£737



- Modern right hand wave desktops for a larger working area with cable managed leg
- Three drawer fixed pedestal with three shallow drawers



Black (K)



Silver (S)



White (WH)



Beech (B)



Grey Oak (GO)



Oak (O)



Walnut (W)



White (WH)

Please add frame finish followed by desktop finish when ordering eg. **MCM16WR** with Silver frame in Grey Oak = **MCM16WRSGO**

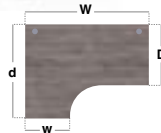
MAESTRO 25

CABLE MANAGED LEG ERGONOMIC DESKS

Left Hand Ergonomic Desks



CODE	W	D	H	w	d	RRP
MCM14EL	1400	800	725	600	1200	£622
MCM16EL	1600	800	725	600	1200	£660
MCM18EL	1800	800	725	600	1200	£730

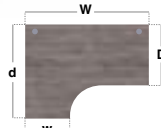


- Ergonomic left hand desktops with cable managed leg and full leg return
- Ideal to fit into corners or cluster together to maximise office space

Left Hand Ergonomic Desks with Two Drawer Pedestal



CODE	W	D	H	w	d	RRP
MCM16ELP2	1600	800	725	600	1200	£838
MCM18ELP2	1800	800	725	600	1200	£909

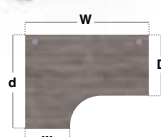


- Ergonomic left hand desktops with cable managed leg and full leg return
- Two drawer pedestal which is fixed to the 800mm deep end

Left Hand Ergonomic Desks with Three Drawer Pedestal



CODE	W	D	H	w	d	RRP
MCM16ELP3	1600	800	725	600	1200	£838
MCM18ELP3	1800	800	725	600	1200	£909

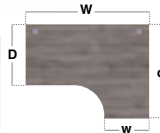


- Ergonomic left hand desktops with cable managed leg and full leg return
- Three drawer pedestal which is fixed to the 800mm deep end

Right Hand Ergonomic Desks



CODE	W	D	H	w	d	RRP
MCM14ER	1400	800	725	600	1200	£622
MCM16ER	1600	800	725	600	1200	£660
MCM18ER	1800	800	725	600	1200	£730

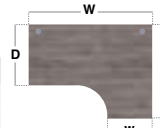


- Ergonomic right hand desktops with cable managed leg and full leg return
- Ideal to fit into corners or cluster together to maximise office space

Right Hand Ergonomic Desks with Two Drawer Pedestal



CODE	W	D	H	w	d	RRP
MCM16ERP2	1600	800	725	600	1200	£838
MCM18ERP2	1800	800	725	600	1200	£909

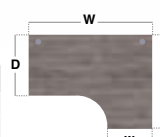


- Ergonomic right hand desktops with cable managed leg and full leg return
- Two drawer fixed pedestal which accepts A4 and foolscap files

Right Hand Ergonomic Desks with Three Drawer Pedestal



CODE	W	D	H	w	d	RRP
MCM16ERP3	1600	800	725	600	1200	£838
MCM18ERP3	1800	800	725	600	1200	£909



- Ergonomic right hand desktops with cable managed leg and full leg return
- Three drawer fixed pedestal with three shallow drawers



Black (K)



Silver (S)



White (WH)



Beech (B)



Grey Oak (GO)



Oak (O)



Walnut (W)



White (WH)

Please add frame finish followed by desktop finish when ordering eg. [MCM16ER](#) with Silver frame in Grey Oak = [MCM16ERSGO](#)

MAESTRO 25

PANEL END LEG

The traditional panel end leg design, modesty panel and 25mm melamine desktops create a fully coordinated look and offer a practical, strong presence in any office environment. A wide range of storage options are available from fixed and mobile pedestals to a selection of bookcases and cupboards, offering sensible storage solutions where efficiency and productivity are paramount.



PRODUCT SPECS

EN527-1:2011, EN527-2:2016, EN1729-2:2012+A1:2015



Product
guarantee



Designed &
manufactured

DESK SHAPES



Straight



Wave



Ergonomic

FEATURES

Panel end legs in 25mm melamine complete with adjustable feet

Large panel end legs with ABS edging and a modesty panel as standard

600mm and 800mm deep desktops with a choice of mobile and fixed pedestals

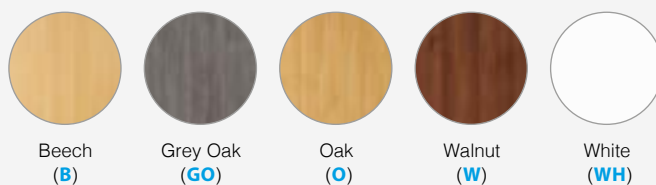
Desktops with cable access ports to feed cables through

SWY300K2-G
Sway mesh back operator chair



MP16P33
Panel end desk with two 3 drawer fixed pedestals

WOOD FINISHES



Beech
(B)

Grey Oak
(GO)

Oak
(O)

Walnut
(W)

White
(WH)

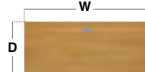
MAESTRO 25

PANEL END LEG 600MM DESKS

Straight Desks



CODE	W	D	H	RRP
MP608	800	600	725	£294
MP610	1000	600	725	£304
MP612	1200	600	725	£311
MP614	1400	600	725	£323
MP616	1600	600	725	£340



- Rectangular desks 600mm deep with panel end leg
- Single cable access port positioned centrally on desktop

Straight Desks with Two Drawer Pedestal



CODE	W	D	H	RRP
MP612P2	1200	600	725	£440
MP614P2	1400	600	725	£455
MP616P2	1600	600	725	£468



- Rectangular desks 600mm deep with panel end leg & single cable access port
- Two drawer fixed pedestal which can be fitted to left or right hand side

Straight Desks with 2 x Two Drawer Pedestals



CODE	W	D	H	RRP
MP616P22	1600	600	725	£602



- Rectangular desks 600mm deep with panel end leg & single cable access port
- 2 x two drawer fixed pedestals with shallow drawers and handles



HOME OFFICE

OR

WORK PLACE



Beech (B)



Grey Oak (GO)



Oak (O)



Walnut (W)



White (WH)

Please add desktop finish when ordering eg. **MP616** in Oak = **MP616O**

MAESTRO 25

PANEL END LEG 800MM DESKS

Straight Desks



CODE	W	D	H	RRP
MP8	800	800	725	£318
MP10	1000	800	725	£331
MP12	1200	800	725	£341
MP14	1400	800	725	£352
MP16	1600	800	725	£364
MP18	1800	800	725	£452



- Rectangular desks 800mm deep with panel end legs & two cable access ports
- MP8 & MP10 only have one central cable access port

Straight Desks with Two Drawer Pedestal



CODE	W	D	H	RRP
MP12P2	1200	800	725	£512
MP14P2	1400	800	725	£529
MP16P2	1600	800	725	£538
MP18P2	1800	800	725	£628



- Rectangular desks 800mm deep with panel end legs & two cable access ports
- Two drawer fixed pedestal which can be fitted to left or right hand side

Straight Desks with Three Drawer Pedestal



CODE	W	D	H	RRP
MP12P3	1200	800	725	£512
MP14P3	1400	800	725	£529
MP16P3	1600	800	725	£538
MP18P3	1800	800	725	£628



- Rectangular desks 800mm deep with panel end legs & two cable access ports
- Three drawer fixed pedestal which can be fitted to left or right hand side

Straight Desks with 2 x Two Drawer Pedestals



CODE	W	D	H	RRP
MP16P22	1600	800	725	£714
MP18P22	1800	800	725	£805



- Rectangular desks 800mm deep with panel end legs & two cable access ports
- 2 x two drawer fixed pedestals with shallow and filing drawers with handles

Straight Desks with Two & Three Drawer Pedestals



CODE	W	D	H	RRP
MP16P23	1600	800	725	£714
MP18P23	1800	800	725	£805



- Rectangular desks 800mm deep with panel end legs & two cable access ports
- Two and three drawer fixed pedestals which can be fitted to either side

Straight Desks with 2 x Three Drawer Pedestals



CODE	W	D	H	RRP
MP16P33	1600	800	725	£714
MP18P33	1800	800	725	£805



- Rectangular desks 800mm deep with panel end legs & two cable access ports
- 2 x three drawer fixed pedestals with three shallow drawers



Beech (B)



Grey Oak (GO)



Oak (O)



Walnut (W)



White (WH)

Please add desktop finish when ordering eg. **MP16** in Oak = **MP16O**

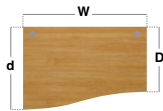
MAESTRO 25

PANEL END LEG WAVE DESKS

Left Hand Wave Desks



CODE	W	D	H	d	RRP
MP14WL	1400	800	725	990	£409
MP16WL	1600	800	725	990	£429

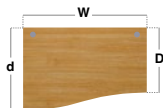


- Modern left hand wave desktops for a larger working area with panel end leg
- Use individually or side-by-side with the right hand desk for a full wave effect

Left Hand Wave Desks with Two Drawer Pedestal



CODE	W	D	H	d	RRP
MP14WLP2	1400	800	725	990	£587
MP16WLP2	1600	800	725	990	£607

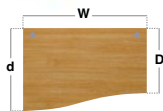


- Modern left hand wave desktops for a larger working area with panel end leg
- Two drawer pedestal which is fixed to the 800mm deep end

Left Hand Wave Desks with Three Drawer Pedestal



CODE	W	D	H	d	RRP
MP14WLP3	1400	800	725	990	£587
MP16WLP3	1600	800	725	990	£607




- Modern left hand wave desktops for a larger working area with panel end leg
- Three drawer pedestal which is fixed to the 800mm deep end

Right Hand Wave Desks



CODE	W	D	H	d	RRP
MP14WR	1400	800	725	990	£409
MP16WR	1600	800	725	990	£429




- Modern right hand wave desktops for a larger working area with panel end leg
- Use individually or side-by-side with the left hand desk for a full wave effect

Right Hand Wave Desks with Two Drawer Pedestal



CODE	W	D	H	d	RRP
MP14WRP2	1400	800	725	990	£587
MP16WRP2	1600	800	725	990	£607

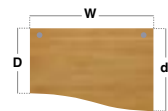


- Modern right hand wave desktops for a larger working area with panel end leg
- Two drawer fixed pedestal which accepts A4 and foolscap files

Right Hand Wave Desks with Three Drawer Pedestal



CODE	W	D	H	d	RRP
MP14WRP3	1400	800	725	990	£587
MP16WRP3	1600	800	725	990	£607



- Modern right hand wave desktops for a larger working area with panel end leg
- Three drawer fixed pedestal with three shallow drawers



Beech (B)



Grey Oak (GO)



Oak (O)



Walnut (W)



White (WH)

Please add desktop finish when ordering eg. **MP16WL** in Oak = **MP16WLO**

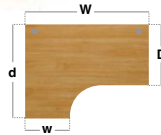
MAESTRO 25

PANEL END LEG ERGONOMIC DESKS

Left Hand Ergonomic Desks



CODE	W	D	H	w	d	RRP
MP14EL	1400	800	725	600	1200	£491
MP16EL	1600	800	725	600	1200	£530
MP18EL	1800	800	725	600	1200	£602

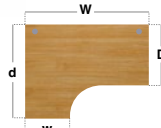


- Ergonomic left hand desktops with panel end legs and two cable access ports
- Ideal to fit into corners or cluster together to maximise office space

Left Hand Ergonomic Desks with Two Drawer Pedestal



CODE	W	D	H	w	d	RRP
MP16ELP2	1600	800	725	600	1200	£708
MP18ELP2	1800	800	725	600	1200	£779

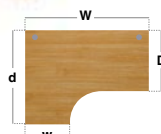


- Ergonomic left hand desktops with panel end leg and full leg return
- Two drawer pedestal which is fixed to the 800mm deep end

Left Hand Ergonomic Desks with Three Drawer Pedestal



CODE	W	D	H	w	d	RRP
MP16ELP3	1600	800	725	600	1200	£708
MP18ELP3	1800	800	725	600	1200	£779




- Ergonomic left hand desktops with panel end leg and full leg return
- Three drawer pedestal which is fixed to the 800mm deep end

Right Hand Ergonomic Desks



CODE	W	D	H	w	d	RRP
MP14ER	1400	800	725	600	1200	£491
MP16ER	1600	800	725	600	1200	£530
MP18ER	1800	800	725	600	1200	£602

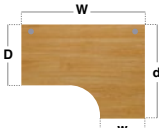


- Ergonomic right hand desktops with panel end legs and two cable access ports
- Ideal to fit into corners or cluster together to maximise office space

Right Hand Ergonomic Desks with Two Drawer Pedestal



CODE	W	D	H	w	d	RRP
MP16ERP2	1600	800	725	600	1200	£708
MP18ERP2	1800	800	725	600	1200	£779

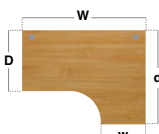


- Ergonomic right hand desktops with panel end leg and full leg return
- Two drawer fixed pedestal which accepts A4 and foolscap files

Right Hand Ergonomic Desks with Three Drawer Pedestal



CODE	W	D	H	w	d	RRP
MP16ERP3	1600	800	725	600	1200	£708
MP18ERP3	1800	800	725	600	1200	£779



- Ergonomic right hand desktops with panel end leg and full leg return
- Three drawer fixed pedestal with three shallow drawers



Beech (B)



Grey Oak (GO)



Oak (O)



Walnut (W)



White (WH)

Please add desktop finish when ordering eg. **MP16EL** in Oak = **MP16ERO**

MAESTRO 25

H-FRAME

The fully welded H-frame leg design ensures a strong and stable workstation finished in black, silver or white to complement the 25mm melamine desktops. A wide range of storage options are available from fixed and mobile pedestals to a selection of bookcases and cupboards, offering sensible storage solutions where efficiency and productivity are paramount.



PRODUCT SPECS

EN527-1:2011, EN527-2:2016, EN1729-2:2012+A1:2015



Product
guarantee



Designed &
manufactured

DESK SHAPES



Straight

FEATURES

Fully welded H-frame leg design ensures a strong and stable workstation

600mm and 800mm deep desktops with a choice of fixed pedestals

Traditional four leg design is complete with adjustable feet

Desktops with cable access ports to feed plugs & cables through

CWL300K2
Cornwall blue fabric operator chair



MH16P23
Rectangular desks
800mm deep with 2
fixed pedestals

FRAMES



Black
(K)




Silver
(S)




White
(WH)


WOOD FINISHES




Beech
(B)



Grey Oak
(GO)



Oak
(O)



Walnut
(W)



White
(WH)

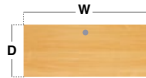
MAESTRO 25

H-FRAME LEG 600MM DESKS

Straight Desks



CODE	W	D	H	RRP
MH608	800	600	725	£232
MH610	1000	600	725	£236
MH612	1200	600	725	£249
MH614	1400	600	725	£265
MH616	1600	600	725	£274



- Rectangular desks 600mm deep with H-frame legs
- Single cable access port positioned centrally on desktop



Straight Desks with Two Drawer Pedestal



CODE	W	D	H	RRP
MH612P2	1200	600	725	£381
MH614P2	1400	600	725	£394
MH616P2	1600	600	725	£406



- Rectangular desks 600mm deep with H-frame legs & single cable access port
- Two drawer fixed pedestal which can be fitted to left or right hand side

Straight Desks with 2 x Two Drawer Pedestals



CODE	W	D	H	RRP
MH616P22	1600	600	725	£536



- Rectangular desks 600mm deep with H-frame legs & single cable access port
- 2 x two drawer fixed pedestals with shallow drawers and handles

HOME OFFICE

OR

WORK PLACE



Black (K)



Silver (S)



White (WH)



Beech (B)



Grey Oak (GO)



Oak (O)



Walnut (W)



White (WH)

Please add frame finish followed by desktop finish when ordering eg. **MH616** with Black frame in Beech = **MH616KB**


MAESTRO 25

H-FRAME LEG 800MM DESKS

Straight Desks



CODE	W	D	H	RRP
MH8	800	800	725	£258
MH10	1000	800	725	£262
MH12	1200	800	725	£274
MH14	1400	800	725	£291
MH16	1600	800	725	£303
MH18	1800	800	725	£387



- Rectangular desks 800mm deep with H-Frame legs
- MH8 & MH10 only have one central cable access port

Straight Desks with Two Drawer Pedestal



CODE	W	D	H	RRP
MH12P2	1200	800	725	£455
MH14P2	1400	800	725	£468
MH16P2	1600	800	725	£481
MH18P2	1800	800	725	£565



- Rectangular desks 800mm deep with H-Frame legs & 2 cable access ports
- Two drawer fixed pedestal which can be fitted to left or right hand side

Straight Desks with Three Drawer Pedestal



CODE	W	D	H	RRP
MH12P3	1200	800	725	£455
MH14P3	1400	800	725	£468
MH16P3	1600	800	725	£481
MH18P3	1800	800	725	£565



- Rectangular desks 800mm deep with H-Frame legs & 2 cable access ports
- Three drawer fixed pedestal which can be fitted to left or right hand side

Straight Desks with 2 x Two Drawer Pedestals



CODE	W	D	H	RRP
MH16P22	1600	800	725	£659
MH18P22	1800	800	725	£744



- Rectangular desks 800mm deep with H-frame leg & two cable access ports
- 2 x two drawer fixed pedestals with shallow and deep filing drawers

Straight Desks with Two & Three Drawer Pedestals



CODE	W	D	H	RRP
MH16P23	1600	800	725	£659
MH18P23	1800	800	725	£744



- Rectangular desks 800mm deep with H-Frame leg set & 2 cable access ports
- Two and three drawer fixed pedestals which can be fitted to either side

Straight Desks with 2 x Three Drawer Pedestals



CODE	W	D	H	RRP
MH16P33	1600	800	725	£659
MH18P33	1800	800	725	£744



- Rectangular desks 800mm deep with H-Frame leg set & 2 cable access ports
- 2 x three drawer fixed pedestals with three shallow drawers



Black (K)



Silver (S)



White (WH)



Beech (B)



Grey Oak (GO)



Oak (O)



Walnut (W)



White (WH)

Please add frame finish followed by desktop finish when ordering eg. **MH16** with Black frame in Beech = **MH16KB**

MAESTRO 25

BENCH

The Maestro 25 Bench strikes a balance between individual and group activities in the workplace with fully welded H-Frame legs in black, silver and white that are shared between desks with a modesty panel to complement the 25mm melamine desktops. A wide range of storage options are available including mobile pedestals and a selection of bookcases and cupboards, offering sensible storage solutions where efficiency and productivity are paramount.



PRODUCT SPECS

EN527-1:2011, EN527-2:2016, EN1729-2:2012+A1:2015



Product
guarantee



Designed &
manufactured

DESK SHAPES



Straight



Wave



Ergonomic

FEATURES

Single and back-to-back desks with fully welded H-frames

Sturdy goal post legs complete with adjustable feet

Legs are shared between desks with a shared modesty panel

Desktops with cable access ports to feed cables through

ES1600

Fabric desktop screens with brackets

MB16EB

Two ergonomic desks in a back-to-back cluster



R2M

2 drawer mobile pedestal

JH43-000

Jota blue fabric operator chair

FRAMES



Black
(K)




Silver
(S)




White
(WH)


WOOD FINISHES




Beech
(B)



Grey Oak
(GO)



Oak
(O)



Walnut
(W)



White
(WH)


MAESTRO 25

BENCH LEG SINGLE DESKS

Straight Desk 600mm



CODE	W	D	H	RRP
MB608	800	600	725	£250
MB610	1000	600	725	£264
MB612	1200	600	725	£277
MB614	1400	600	725	£290
MB616	1600	600	725	£304



- Single straight desks 600mm deep with single cable access ports
- Fully welded H-Frame leg design ensures a strong and stable workstation

Straight Desks 800mm



CODE	W	D	H	RRP
MB8	800	800	725	£277
MB10	1000	800	725	£290
MB12	1200	800	725	£304
MB14	1400	800	725	£329
MB16	1600	800	725	£342
MB18	1800	800	725	£393



- Single straight desks 800mm deep with two cable ports
- MB8 & MB10 only have one cable access port

Left Hand Wave Desks



CODE	W	D	H	d	RRP
MB14WL	1400	800	725	990	£382
MB16WL	1600	800	725	990	£414



- Modern left hand wave desktops for a larger working area with H-frame leg
- Use individually or side-by-side with the right hand desk for a full wave effect

Right hand Wave Desks



CODE	W	D	H	d	RRP
MB14WR	1400	800	725	990	£382
MB16WR	1600	800	725	990	£414

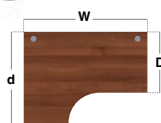


- Modern right hand wave desktops for a larger working area with H-frame leg
- Use individually or side-by-side with the left hand desk for a full wave effect

Left Hand Ergonomic Desks



CODE	W	D	H	w	d	RRP
MB14EL	1400	800	725	600	1200	£505
MB16EL	1600	800	725	600	1200	£542
MB18EL	1800	800	725	600	1200	£604



- Ergonomic left hand desktops with full H-Frame leg return
- Ideal to fit into corners or cluster together to maximise office space

Right Hand Ergonomic Desks



CODE	W	D	H	w	d	RRP
MB14ER	1400	800	725	600	1200	£505
MB16ER	1600	800	725	600	1200	£542
MB18ER	1800	800	725	600	1200	£604



- Ergonomic right hand desktops with full H-Frame leg return
- Ideal to fit into corners or cluster together to maximise office space



Black (K)



Silver (S)



White (WH)



Beech (B)



Grey Oak (GO)



Oak (O)



Walnut (W)



White (WH)

Please add frame finish followed by desktop finish when ordering eg. **MB616** with White frame in Walnut = **MB616WHW**

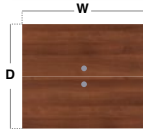
MAESTRO 25

BENCH LEG BACK-TO-BACK DESKS

Back-to-Back Desks 1200mm



CODE	W	D	H	RRP
MB1012B	1000	1200	725	£480
MB1212B	1200	1200	725	£491
MB1412B	1400	1200	725	£505
MB1612B	1600	1200	725	£517

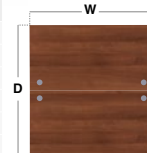


- Two straight 600mm desks back-to-back, both with single cable access ports
- Fully welded H-Frame leg design with shared leg and modesty panel

Back-to-Back Desks 1600mm



CODE	W	D	H	RRP
MB816B	800	1600	725	£517
MB1016B	1000	1600	725	£532
MB1216B	1200	1600	725	£542
MB1416B	1400	1600	725	£570
MB1616B	1600	1600	725	£583
MB1816B	1800	1600	725	£753

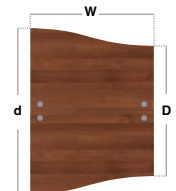


- Two straight 800mm desks back-to-back, two cable ports
- MB816 & MB1016 only have one cable access port

Back-to-Back Wave Desks



CODE	W	D	H	d	RRP
MB14WB	1400	1600	725	1980	£719
MB16WB	1600	1600	725	1980	£785

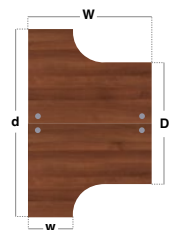


- Two wave desks in a back-to-back cluster
- H-Frame legs are shared between desks with a modesty panel

Back-to-Back Ergonomic Desks



CODE	W	D	H	w	d	RRP
MB14EB	1400	1600	725	600	2400	£966
MB16EB	1600	1600	725	600	2400	£1047
MB18EB	1800	1600	725	600	2400	£1163



- Two ergonomic desks in a back-to-back cluster
- H-Frame legs are shared between desks with a modesty panel



Black (**K**)



Silver (**S**)



White (**WH**)



Beech (**B**)



Grey Oak (**GO**)



Oak (**O**)



Walnut (**W**)



White (**WH**)

Please add frame finish followed by desktop finish when ordering eg. **MB1612B** with White frame in Walnut = **MB1612BWHW**

CONTRACT 25

VALUE DESKING RANGE

A good office desk is a key component of any work environment and Contract 25 is a versatile, entry-level design that refuses to go out of style. Sturdy enough to withstand a fast-paced 9 to 5 lifestyle yet sleek in appearance, the Contract 25 range features primary storage options in the style of fixed pedestals with finger pull handles for all those extra gadgets and out of sight, out of mind documents.



PRODUCT SPECS



Product
guarantee



Designed &
manufactured

DESK SHAPES



Straight



Ergonomic

FEATURES

600mm and 800mm deep desktops with a choice of fixed pedestals

Desktops with cable access ports to feed cables through

Single upright cantilever leg frame ensures space under the desk

Panel end leg desks in 25mm melamine with ABS edging

ES1600W
Fabric wave desktop screens and brackets



CH16S3
Choice of silver or graphite frames and handles

SH44-000
Senza fabric operator chair

FRAMES




Graphite
(G)




Silver
(S)

WOOD FINISHES



Beech
(B)



Oak
(O)



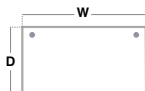
White
(WH)

Straight Desks



CODE	W	D	H	RRP
CC8S	800	800	725	£237
CC10S	1000	800	725	£243
CC12S	1200	800	725	£250
CC14S	1400	800	725	£257
CC16S	1600	800	725	£270
CC18S	1800	800	725	£295

- Rectangular desks 800mm deep with single upright legs & two cable ports
- CC8S & CC10S only have one cable access port

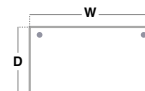


Straight Desks with Two Drawer Pedestal



CODE	W	D	H	RRP
CC12S2	1200	800	725	£428
CC14S2	1400	800	725	£434
CC16S2	1600	800	725	£445
CC18S2	1800	800	725	£459

- Rectangular desks 800mm deep with single upright cantilever legs
- Two drawer fixed pedestal which can be fitted to left or right hand side

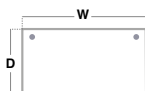


Straight Desks with Three Drawer Pedestal



CODE	W	D	H	RRP
CC12S3	1200	800	725	£428
CC14S3	1400	800	725	£434
CC16S3	1600	800	725	£445
CC18S3	1800	800	725	£459

- Rectangular desks 800mm deep with single upright cantilever legs
- Three drawer fixed pedestal which can be fitted to left or right hand side



Straight Desks with 2 x Two Drawer Pedestals



CODE	W	D	H	RRP
CC16S22	1600	800	725	£614
CC18S22	1800	800	725	£655

- Rectangular desks 800mm deep with single upright cantilever legs
- 2 x two drawer fixed pedestals which accept A4 and foolscap files

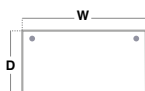


Straight Desks with Two & Three Drawer Pedestals



CODE	W	D	H	RRP
CC16S23	1600	800	725	£614
CC18S23	1800	800	725	£655

- Rectangular desks 800mm deep with single upright cantilever legs
- Two and three drawer fixed pedestals which can be fitted to either side



Straight Desks with 2 x Three Drawer Pedestals



CODE	W	D	H	RRP
CC16S33	1600	800	725	£614
CC18S33	1800	800	725	£655

- Rectangular desks 800mm deep with single upright cantilever legs
- 2 x three drawer fixed pedestals with matching finger pull handles



Graphite (G)



Silver (S)



Beech (B)



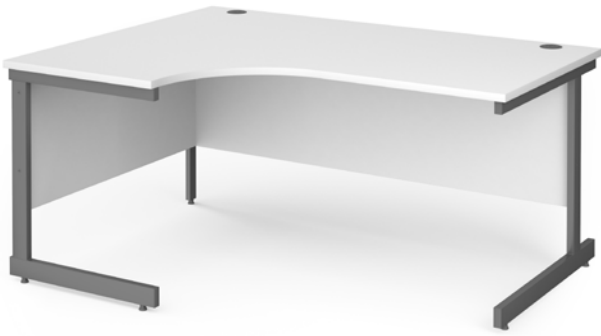
Oak (O)



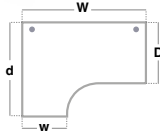
White (WH)

Please add frame finish followed by desktop finish when ordering eg. **CC16S** with Silver frame in White = **CC16S-S-WH**

Left Hand Ergonomic Desks



CODE	W	D	H	w	d	RRP
CC14EL	1400	800	725	600	1200	£459
CC16EL	1600	800	725	600	1200	£497
CC18EL	1800	800	725	600	1200	£552

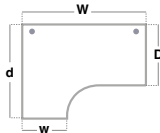


- Ergonomic left hand desktops with single upright legs & two cable ports
- Ideal to fit into corners or cluster together to maximise office space

Left Hand Ergonomic Desks with Two Drawer Pedestal



CODE	W	D	H	w	d	RRP
CC16EL2	1600	800	725	600	1200	£667
CC18EL2	1800	800	725	600	1200	£727

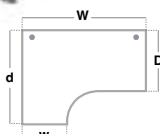


- Ergonomic left hand desktops with single upright legs & two cable ports
- Two drawer fixed pedestal which accept A4 and foolscap files

Left Hand Ergonomic Desks with Three Drawer Pedestal

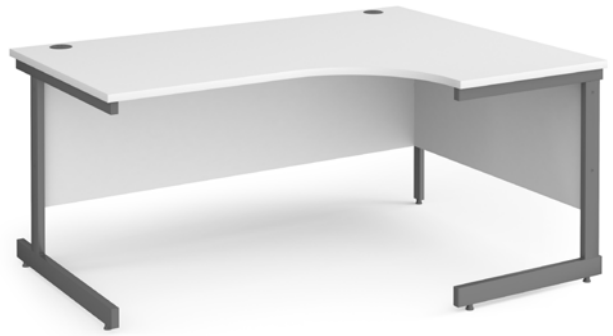


CODE	W	D	H	w	d	RRP
CC16EL3	1600	800	725	600	1200	£667
CC18EL3	1800	800	725	600	1200	£727

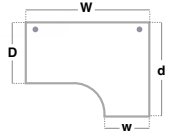


- Ergonomic left hand desktops with single upright legs & two cable ports
- Three drawer fixed pedestal with matching finger pull handles

Right Hand Ergonomic Desks



CODE	W	D	H	w	d	RRP
CC14ER	1400	800	725	600	1200	£459
CC16ER	1600	800	725	600	1200	£497
CC18ER	1800	800	725	600	1200	£552

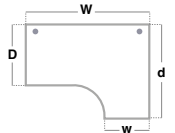


- Ergonomic right hand desktops with single upright legs & two cable ports
- Space saving design to fit in rooms which lack space

Right Hand Ergonomic Desks with Two Drawer Pedestal



CODE	W	D	H	w	d	RRP
CC16ER2	1600	800	725	600	1200	£667
CC18ER2	1800	800	725	600	1200	£727

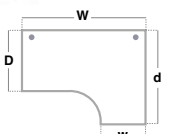


- Ergonomic right hand desktops with single upright legs & two cable ports
- Filing drawer has metal rails for folders to clip on front to back

Right Hand Ergonomic Desks with Three Drawer Pedestal



CODE	W	D	H	w	d	RRP
CC16ER3	1600	800	725	600	1200	£667
CC18ER3	1800	800	725	600	1200	£727



- Ergonomic right hand desktops with single upright legs & two cable ports
- Internal drawer dimensions 475mm wide, 80mm high and 475mm deep



Graphite (G)



Silver (S)



Beech (B)



Oak (O)




White (WH)

Please add frame finish followed by desktop finish when ordering eg. **CC16EL** with Graphite frame in White = **CC16EL-G-WH**

Straight Desks



CODE	W	D	H	RRP
CP8S	800	800	725	£237
CP10S	1000	800	725	£243
CP12S	1200	800	725	£250
CP14S	1400	800	725	£257
CP16S	1600	800	725	£270
CP18S	1800	800	725	£295



- Rectangular desks 800mm deep with panel ends and two cable access ports
- CP8S & CP10S only have one cable access port

Straight Desks with Two Drawer Pedestal



CODE	W	D	H	RRP
CP12S2	1200	800	725	£428
CP14S2	1400	800	725	£437
CP16S2	1600	800	725	£445
CP18S2	1800	800	725	£471



- Rectangular desks 800mm deep with panel ends and two cable access ports
- Two drawer fixed pedestal which can be fitted to left or right hand side

Straight Desks with Three Drawer Pedestal



CODE	W	D	H	RRP
CP12S3	1200	800	725	£428
CP14S3	1400	800	725	£437
CP16S3	1600	800	725	£445
CP18S3	1800	800	725	£471



- Rectangular desks 800mm deep with panel ends and two cable access ports
- Three drawer fixed pedestal which can be fitted to left or right hand side

Straight Desks with 2 x Two Drawer Pedestals



CODE	W	D	H	RRP
CP16S22	1600	800	725	£614
CP18S22	1800	800	725	£642



- Rectangular desks 800mm deep with panel ends and two cable access ports
- 2 x two drawer fixed pedestals which accept A4 and foolscap files

Straight Desks with Two & Three Drawer Pedestals



CODE	W	D	H	RRP
CP16S23	1600	800	725	£614
CP18S23	1800	800	725	£642



- Rectangular desks 800mm deep with panel ends and two cable access ports
- Two and three drawer fixed pedestals which can be fitted to either side

Straight Desks with 2 x Three Drawer Pedestals



CODE	W	D	H	RRP
CP16S33	1600	800	725	£614
CP18S33	1800	800	725	£642



- Rectangular desks 800mm deep with panel ends and two cable access ports
- 2 x three drawer fixed pedestals with silver or graphite finger pull handles



Graphite (G)



Silver (S)



Beech (B)



Oak (O)



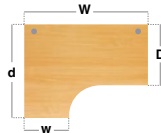
White (WH)

Please add handle finish followed by desktop finish when ordering eg. **CP16S** with Silver handles in Beech = **CP16S-S-B**

Left Hand Ergonomic Desks



CODE	W	D	H	w	d	RRP
CP14EL	1400	800	725	600	1200	£471
CP16EL	1600	800	725	600	1200	£497
CP18EL	1800	800	725	600	1200	£552

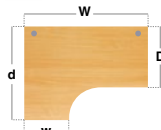


- Ergonomic left hand desktops with panel ends and silver or graphite corner leg
- Ideal to fit into corners or cluster together to maximise office space

Left Hand Ergonomic Desks with Two Drawer Pedestal



CODE	W	D	H	w	d	RRP
CP16EL2	1600	800	725	600	1200	£687
CP18EL2	1800	800	725	600	1200	£714

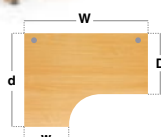


- Ergonomic left hand desktops with panel ends and silver or graphite corner leg
- Two drawer fixed pedestal which accept A4 and foolscap files

Left Hand Ergonomic Desks with Three Drawer Pedestal



CODE	W	D	H	w	d	RRP
CP16EL3	1600	800	725	600	1200	£687
CP18EL3	1800	800	725	600	1200	£714




- Ergonomic left hand desktops with panel ends and silver or graphite corner leg
- Three drawer fixed pedestal with silver or graphite finger pull handles

Right Hand Ergonomic Desks



CODE	W	D	H	w	d	RRP
CP14ER	1400	800	725	600	1200	£471
CP16ER	1600	800	725	600	1200	£497
CP18ER	1800	800	725	600	1200	£552




- Ergonomic right hand desktops with panel ends and silver or graphite corner leg
- Space saving design to fit in rooms which lack space

Right Hand Ergonomic Desks with Two Drawer Pedestal



CODE	W	D	H	w	d	RRP
CP16ER2	1600	800	725	600	1200	£687
CP18ER2	1800	800	725	600	1200	£714

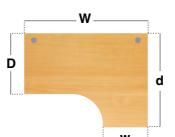


- Ergonomic right hand desktops with panel ends and silver or graphite corner leg
- Filing drawer has metal rails for folders to clip on front to back

Right Hand Ergonomic Desks with Three Drawer Pedestal



CODE	W	D	H	w	d	RRP
CP16ER3	1600	800	725	600	1200	£687
CP18ER3	1800	800	725	600	1200	£714



- Ergonomic right hand desktops with panel ends and silver or graphite corner leg
- Internal drawer dimensions 475mm wide, 80mm high and 475mm deep



Graphite (G)



Silver (S)



Beech (B)



Oak (O)



White (WH)

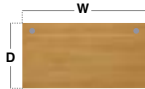
Please add handle finish followed by desktop finish when ordering eg. **CP16EL** with Graphite handles in Beech = **CP16EL-G-B**

Straight Desks



CODE	W	D	H	RRP
CH8S	800	800	725	£159
CH10S	1000	800	725	£172
CH12S	1200	800	725	£185
CH14S	1400	800	725	£193
CH16S	1600	800	725	£205
CH18S	1800	800	725	£232

- Rectangular desks 800mm deep with H-Frame legs & two cable access ports
- CH8S & CH10S only have one cable access port

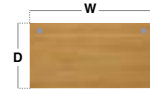


Straight Desks with Two Drawer Pedestal



CODE	W	D	H	RRP
CH12S2	1200	800	725	£345
CH14S2	1400	800	725	£355
CH16S2	1600	800	725	£367
CH18S2	1800	800	725	£445

- Rectangular desks 800mm deep with H-Frame legs
- Two drawer fixed pedestal which can be fitted to left or right hand side



Straight Desks with Three Drawer Pedestal



CODE	W	D	H	RRP
CH12S3	1200	800	725	£345
CH14S3	1400	800	725	£355
CH16S3	1600	800	725	£367
CH18S3	1800	800	725	£445

- Rectangular desks 800mm deep with H-Frame legs
- Three drawer fixed pedestal which can be fitted to left or right hand side



Straight Desks with 2 x Two Drawer Pedestals



CODE	W	D	H	RRP
CH16S22	1600	800	725	£552
CH18S22	1800	800	725	£583

- Rectangular desks 800mm deep with H-Frame legs
- 2 x two drawer fixed pedestals which accept A4 and foolscap files



Straight Desks with Two & Three Drawer Pedestals



CODE	W	D	H	RRP
CH16S23	1600	800	725	£552
CH18S23	1800	800	725	£583

- Rectangular desks 800mm deep with H-Frame legs
- Two and three drawer fixed pedestals which can be fitted to either side



Straight Desks with 2 x Three Drawer Pedestals



CODE	W	D	H	RRP
CH16S33	1600	800	725	£552
CH18S33	1800	800	725	£583

- Rectangular desks 800mm deep with H-Frame legs
- 2 x three drawer fixed pedestals with matching finger pull handles



Graphite (G)



Silver (S)



Beech (B)



Oak (O)




White (WH)

Please add frame finish followed by desktop finish when ordering eg. **CH16S** with Silver frame in Oak = **CH16S-S-O**

3 FRAME STYLES 3 WOOD FINISHES 2 LEG FINISES 2 TOP SHAPES 2 PEDESTAL OPTIONS

Boasting a wide range of configurations and desk options, the Contract 25 range is available with cantilever leg, H-Frame leg and panel end leg designs to suit all requirements for function, style and most importantly budget.

Contract 25 is the perfect entry into 25mm desking, featuring a variety of sizes, shapes, and storage solutions for any work style or office arrangement.



Straight desks



3 drawer pedestal



2 drawer pedestal

Ergonomic desks



H-Frame Graphite

H-Frame Silver



Cantilever Graphite



Cantilever Silver



Panel End Beech



Panel End Oak



Panel End White

ANSON

EXECUTIVE OFFICE

Anson is a new, premium executive range that reflects a leader's demand for an elevated aesthetic, whether in a managers office or boardroom setting. The desks provide plenty of worktop space and are available in a choice of two-tone designer leg frames or with a panel end profile, with a matching pedestal and cupboards that offer all important storage space and the collection is completed by meeting and boardroom tables that lend itself to decision making at the highest level.



PRODUCT SPECS



Product
guarantee



Designed &
manufactured

DESK SHAPES



Straight



Straight with Return

FEATURES

A comprehensive solution that supports executive and boardrooms, home offices

Designed with sleek lines, stylish back panels and profiled edges

A stylish design to stand out and leave a lasting impression on visitors


Integrated vertical, modular storage with open frame shelves along with low storage



FRAMES




Black/Silver
A-frame



Barcelona Walnut
Panel End

WOOD FINISHES



Barcelona Walnut
(BW)

Executive Panel End Desk



CODE	W	D	H	RRP
ANS-ED	2000	1000	725	£950

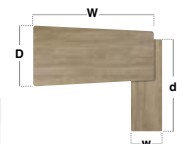


- Elegant, stylish executive desk with modesty panel
- Angular panel end legs in matching finish for a designer look and feel

Executive Panel End Desk with Return



CODE	W	D	H	w	d	RRP
ANS-RD	2200	1000	725	500	2000	£1950



- Executive desk 2000mm wide complete with 1600mm return desk
- Return can be fitted to either side to extend the work area

Credenza



CODE	W	D	H	RRP
ANS-CRD	1600	550	725	£925

- Stand alone credenza unit with cupboards, drawers and open storage
- Suitable to add a fridge max size 460w x 430d x 670h



Barcelona Walnut (**BW**)

Please add desktop finish when ordering eg. **ANS-ED** in Barcelona Walnut = **ANS-ED-BW**

Executive A-frame Desk



CODE	W	D	H	RRP
ANS-DED	2000	1000	725	£1650

- Elegant, stylish executive desk with modesty panel
- Sleek, stylish A-frame legs in black and silver

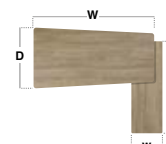


Executive A-frame Desk with Return



CODE	W	D	H	w	d	RRP
ANS-DRD	2200	1000	725	500	2000	£2500

- Executive desk 2000mm wide complete with 1600mm return desk
- Return can be fitted to either side to extend the work area



Two Drawer Pedestal



CODE	W	D	H	RRP
ANS-PED	400	500	500	£350

- Under desk storage solution to keep the work area uncluttered
- Three shallow drawers with white steel drawer sides



Barcelona Walnut (BW)

Please add desktop finish when ordering eg. **ANS-DED** in Barcelona Walnut = **ANS-DED-BW**



Whether it's a modern-day, professional desk, an in-line credenza, or integrated vertical storage, Anson integrates elements to create a space with a beautiful aesthetic. Beautifully coordinated storage helps to create a more executive feel that perfectly suits the rooms of managers who want to furnish their office with prestige and sophistication. No matter where you work or how you work, Anson supports you in extensive ways.

The workspace needs options and Anson offers plenty of them with stylish storage solutions

A truly comprehensive solution that supports executive, managerial and home offices

Integrated vertical, modular storage creates a space with a beautiful aesthetic

Designer black finger pull handles and fully lockable cupboard doors



BOOKCASE

CODE	W	D	H	RRP
ANS-MBK	1020	300	800	£225

CUPBOARDS

CODE	W	D	H	RRP
ANS-CBL	1020	550	800	£440
ANS-CBH	1020	550	1600	£580



Barcelona Walnut (BW)

Please add desktop finish when ordering eg. **ANS-MBK** in Barcelona Walnut = **ANS-MBK-BW**



The boardroom is an integral part of any office and it's the room where it all happens and the Anson range of boardroom tables provide attendees with the distinctive impression of quality, precision & strength that makes a bold, visual statement in any conference room. Create the right impression for customers, employees, important business contacts, interviewees, and showcase the business in the best possible way with Anson tables.

Makes a bold, visual statement in any conference room and create a space with a beautiful aesthetic

Circular, square and rectangular table top options with clean lines and an elegant, sleek design

Offer a versatile whole room solution and bring a timeless appeal to the executive space

Two-tone designer leg frames complement the stylish Barcelona Walnut table tops



CODE	DESCRIPTION	W	D	H	RRP
ANS-TBC12	Circular	1200	1200	725	£1200
ANS-TBS12	Square	1200	1200	725	£1200
ANS-TBR22	Rectangular	2200	1200	725	£1400



Barcelona Walnut (BW)

Please add desktop finish when ordering eg. [ANS-TBC12](#) in Barcelona Walnut = [ANS-TBC12-BW](#)

WOODEN STORAGE

PRIMARY & SECONDARY STORAGE

Offering versatile and practical storage solutions, our primary and secondary storage solutions will keep your office organised and looking neat and tidy. With clean cut lines and minimal modern styling, Universal wooden storage is available in up to five colour finishes to match all the desking ranges and can be configured to suit the requirements of any office landscape.



PRODUCT SPECS

BS EN14073-2/3:2004, BS EN14074:2004, BS EN16121:2013 (selected products)



Product
guarantee



Designed &
manufactured

STYLES



Contract 25
Storage



Universal
Storage



Systems
Storage



Deluxe
Storage

FEATURES

Pedestals offer versatile solutions for under-desk and desk-side storage

Filing cabinets are a robust solution for storing important documents

Cupboards, bookcases & combi units offer a functional storage solution

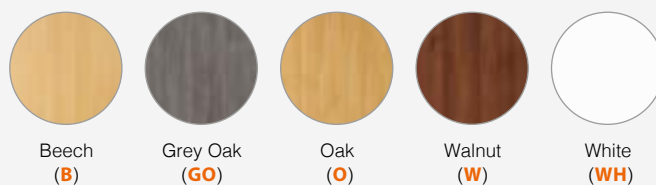
Wooden lockers cater for securely storing employees personal effects



DUO FINISHES



WOOD FINISHES



WOODEN STORAGE

CONTRACT 25 PRIMARY

5
Years
Warranty



Offering versatile and practical storage solutions, our Contract storage range will keep the office organised and looking neat and tidy.

With clean cut lines and minimal modern styling, Contract 25 pedestals with silver or graphite finger pull handles are available in three wood finishes to match the Contract 25 desk range and can be configured to suit the requirements of any office landscape.

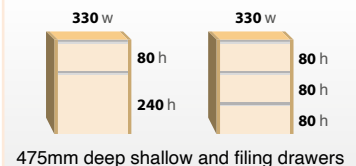
Lockable drawers supplied with finger pull handles in silver or graphite

Versatile under-desk storage solution to keep the work area uncluttered

Available with 3 shallow drawers or with one shallow and one filing drawer

Filing drawer designed to accept both A4 files and foolscap suspension files

Internal Dimensions



475mm deep shallow and filing drawers



2 DRAWER

CODE	HANDLES	W	D	H	RRP
CF2FP-S	Silver	416	590	474	£175
CF2FP-G	Graphite	416	590	474	£175

3 DRAWER

CODE	HANDLES	W	D	H	RRP
CF3FP-S	Silver	416	590	474	£175
CF3FP-G	Graphite	416	590	474	£175



Beech (B)



Oak (O)



White (WH)

Please add storage finish when ordering eg. **CF2FP-S** in White = **CF2FP-S-WH**

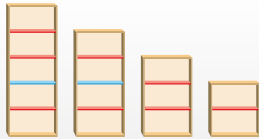


WOODEN STORAGE

CONTRACT 25 SECONDARY



Shelf Position Guide



Adjustable shelves can be positioned at 64mm intervals from Fixed shelves



CFLBC

CFMCU

CFTBC

CFHCU

BOOKCASES

CODE	W	D	H	SHELVES	RRP
CFLBC	756	390	830	1	£187
CFMBC	756	390	1230	2	£215
CFTBC	756	390	1630	3	£280
CFHBC	756	390	2030	4	£330

CUPBOARDS

CODE	W	D	H	SHELVES	RRP
CFLCU	756	408	830	1	£300
CFMCU	756	408	1230	2	£334
CFTCU	756	408	1630	3	£425
CFHCU	756	408	2030	4	£535



Beech (B)



Oak (O)



White (WH)

Offering versatile and practical storage solutions, our Contract storage range will keep the office organised and looking neat and tidy. Staples for the modern office, cupboards and bookcases with their minimal, modern styling are a practical group of units that will sit comfortably in an office space without dominating it, available in three wood finishes to match the Contract 25 desk range.

390mm deep shelves to easily fit all A4 ring binders and lever arch files

Available with adjustable shelves but 2 larger units have a fixed shelf central for stability

Cupboards with lockable doors and supplied with curved handles and two keys

Can be configured to suit the requirements of any office landscape

Please add storage finish when ordering eg. CFLCU in Beech = CFLCU-B

WOODEN STORAGE

UNIVERSAL FIXED PEDESTALS

5
Years
Warranty



Our universal wooden storage offering has been designed to store pretty much anything securely while still keeping it close in hand. Create an attractive office environment that can also increase efficiency and productivity. Fixed pedestals are a space-saving storage solution designed to attach underneath a desktop on the left or right hand side to help keep the work area uncluttered and store items securely.

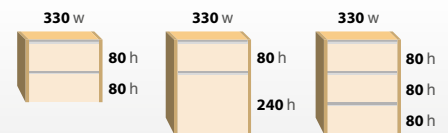
Lockable drawers supplied with two keys and stylish, silver curved handles

Ideal for use with the Maestro 25 desk ranges of 600mm deep and 800mm deep desks

Available with shallow drawers or with one shallow and one filing drawer

Filing drawer designed to accept both A4 files and foolscap suspension files

Internal Dimensions



475mm deep shallow and filing drawers
425mm deep drawers on S2F



S2F



R2F



R3F

600MM DEEP DESKS

CODE	Drawers	W	D	H	RRP
S2F	2 drawer	416	540	317	£134

800MM DEEP DESKS

CODE	Drawers	W	D	H	RRP
R2F	2 drawer	416	590	474	£182
R3F	3 drawer	416	590	474	£182



Beech (B)



Grey Oak (GO)



Oak (O)



Walnut (W)



White (WH)

Please add storage finish when ordering eg. R3F in Oak = R3FO

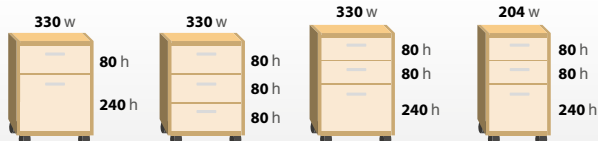


WOODEN STORAGE

UNIVERSAL MOBILE PEDESTALS



Internal Dimensions



475mm deep shallow drawers & 525mm deep filing drawer

PED-PD



R2M

R3M

TMP

TNMP

PEDESTALS

CODE	W	D	H	RRP
R2M	426	600	567	£292
R3M	426	600	567	£292
TNMP	300	600	630	£416
TMP	426	600	630	£431

SEAT PAD

CODE	W	D	H	Band A	Band B	Band C	Band D	Band E
PED-PD	426	600	50	£175	£189	£205	£234	£259



Our universal wooden storage offering has been designed to store pretty much anything securely while still keeping it close in hand. Create an attractive office environment that also can increase efficiency and productivity. Mobile pedestals with easy-glide castors are available in up to five colour finishes to match all the desking ranges, offering versatile storage solutions for under desk storage in the workplace.

Lockable drawers supplied with finger pull handles in silver with 2 keys

Available with 3 shallow drawers or with one shallow and one filing drawer

Filing drawer designed to accept both A4 files and foolscap suspension files

Option of 50mm seat pad with set of 80kg weight loaded castors for R2M & R3M pedestals



Beech (B)



Grey Oak (GO)



Oak (O)



Walnut (W)



White (WH)

Please add storage finish when ordering eg. R2M in Grey Oak = R2MGO

WOODEN STORAGE

UNIVERSAL DESK HIGH PEDESTALS

5
WARRANTY
Years



Our universal wooden storage offering has been designed to store pretty much anything securely while still keeping it close in hand. Create an attractive office environment that can also increase efficiency and productivity. Desk-side pedestals are perfect buddy for your desk, providing an area to file all your important documents, store any unsightly tech stuff, or carefully categorise your mid-day snacks.

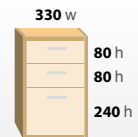
Lockable drawers supplied with finger pull handles with 2 keys

600mm & 800mm deep pedestal options to fit next to straight or ergonomic desks

Available with two shallow and one filing drawer for both A4 files and foolscap suspension files

600mm deep pedestal option with a flyover top to use as a return with straight desks

Internal Dimensions



475mm deep shallow drawers & 525mm deep filing drawer (add 200mm for R25DH8)



R25EP8

R25DH6

R25DH8

PEDESTALS

CODE	W	D	H	RRP
R25DH6	426	600	725	£416
R25DH8	426	800	725	£455

DESK EXTENSION

CODE	W	D	H	RRP
R25EP8	800	600	725	£485



Beech (B)



Grey Oak (GO)



Oak (O)



Walnut (W)



White (WH)

Please add storage finish when ordering eg. R25DH6 in White = R25DH6WH



WOODEN STORAGE

UNIVERSAL DESK SIDE STORAGE



Replacement Handles



CH-K
RRP £16

CH-S
RRP £16

C2-WH
RRP £16

Suitable for all universal wooden pedestals, cupboards, combination units & filing cabinets

Our universal wooden storage offering has been designed to store pretty much anything securely while still keeping it close in hand. Create an attractive office environment that can also increase efficiency and productivity. Desk side bookcases and cupboards are a practical solution ideal for storing and displaying files, books, office literature and media on the end of a desk while increasing the desktop work space.

600mm deep desk high storage unit supplied with one adjustable shelf

25mm thick tops for increased strength with 18mm carcass and solid back panel

Cupboards with lockable doors and supplied with curved handles and two keys

Versatile desk end storage solution to keep the work area uncluttered



DHBC

DHCC

BOOKCASE

CODE	W	D	H	RRP
DHBC	800	600	725	£217

CUPBOARD

CODE	W	D	H	RRP
DHCC	800	600	725	£304



Beech (**B**)



Grey Oak (**GO**)



Oak (**O**)



Walnut (**W**)



White (**WH**)

Please add storage finish when ordering eg. **DHBC** in Walnut = **DHBCW**



Our universal wooden storage offering has been designed to store pretty much anything securely while still keeping it close in hand. Create an attractive office environment that can also increase efficiency and productivity. Staples for the modern office, cupboards and bookcases with their minimal, modern styling and choice of wood finishes are a practical group of units that will sit comfortably in an office space without dominating it.

470mm deep shelves with an 18mm carcass and 25mm thick tops

Available with adjustable shelves but 3 larger units have a fixed shelf central for stability

Cupboards with lockable doors and supplied with curved handles and two keys

Available in Duo finishes with white carcass and coloured doors in 4 finish options

Shelf Position Guide



Adjustable shelves can be positioned at 64mm intervals from Fixed shelves



BOOKCASES

CODE	W	D	H	Size	RRP
R740	800	470	740	1	£224
R1090	800	470	1090	2	£253
R1440	800	470	1440	3	£338
R1790	800	470	1790	4	£439
R2140	800	470	2140	5	£480
BS				Optional extra shelf	£72

CUPBOARDS

CODE	W	D	H	Size	RRP
R740D	800	470	740	1	£338
R1090D	800	470	1090	2	£378
R1440D	800	470	1440	3	£481
R1790D	800	470	1790	4	£622
R2140D	800	470	2140	5	£674
BS				Optional extra shelf	£72



Beech (B)



Grey Oak (GO)



Oak (O)



Walnut (W)



White (WH)



White/Beech (DWHB)



White/Grey Oak (DWHO)



White/Oak (DWHO)



White/Walnut (DWHW)

Please add storage finish when ordering eg. **R1090** in White = **R1090WH**



WOODEN STORAGE

UNIVERSAL COMBINATION UNITS



Shelf Position Guide



Adjustable shelves can be positioned at 64mm intervals from Fixed shelves



R2140COM

R2140OP

R1790COM

R1790OP

R1440COM

R1440OP

OPEN TOP

CODE	W	D	H	Shelves	RRP
R1440OP	800	470	1440	3	£439
R1790OP	800	470	1790	4	£537
R2140OP	800	470	2140	5	£603
BS			Optional extra shelf		£72

GLASS TOP

CODE	W	D	H	Shelves	RRP
R1440COM	800	470	1440	3	£622
R1790COM	800	470	1790	4	£737
R2140COM	800	470	2140	5	£803
BS			Optional extra shelf		£72

Our universal wooden storage offering has been designed to store pretty much anything securely while still keeping it close in hand. Create an attractive office environment that can also increase efficiency and productivity.

Combination units are designed to meet all the clerical needs of any busy company, with a choice of open top bookcase with or without glass doors, and solid door cupboard storage with lockable doors.

470mm deep shelves with an 18mm carcass and 25mm thick tops for stability

Available with adjustable shelves but with central shelf fixed to separate cupboards and tops

Lower cupboards with lockable doors and either open tops or glass doors with curved handles

Available in Duo finishes with white carcass and coloured doors in 4 finish options



Beech (B)



Grey Oak (GO)



Oak (O)



Walnut (W)



White (WH)



White/Beech (DWHB)



White/Grey Oak (DWHGO)



White/Oak (DWHO)



White/Walnut (DWHW)

Please add storage finish when ordering eg. R1440OP in Beech = R1440OPB

WOODEN STORAGE

UNIVERSAL TAMBOUR CUPBOARDS

5
WARRANTY
Years



Our universal wooden storage offering has been designed to store pretty much anything securely while still keeping it close in hand. Create an attractive office environment that can also increase efficiency and productivity. The space-saving, single opening tambour door recedes smoothly into the cabinet carcass leaving office aisles and walkways unobstructed, making the best use of space inside the cupboard for storage on the shelves supplied.

470mm deep shelves with an 18mm carcass and 25mm thick tops for stability

Available with adjustable shelves but with central shelf fixed on the larger unit

Designed to meet the clerical needs of any busy office environment

Smooth action single tambour door with inset handle and lock for security



CODE	W	D	H	Shelves	RRP
R1090TC	800	470	1090	2	£655
R2140TC	800	470	2140	5	£914



Beech (B)



Oak (O)



White (WH)

Please add storage finish when ordering eg. **R1090TC** in Beech = **R1090TCB**

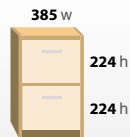


WOODEN STORAGE

UNIVERSAL FILING CABINETS



Internal Dimensions



537mm deep filing drawer with 35kg drawer capacity



CODE	W	D	H	RRP
LF2*	480	655	730	£419
LF3*	480	655	1045	£462
LF4	480	655	1360	£540

*LF2 & LF3 not available in Grey Oak

Our universal wooden storage offering has been designed to store pretty much anything securely while still keeping it close in hand. Create an attractive office environment that can also increase efficiency and productivity. Filing cabinets are there when you need them to access files, however they are also sleek and modern in design, blending seamlessly into the interior and offering a functional storage solution for the office.

2, 3, and 4 drawer options available built for long-term durability and security

Practical office storage solution supplied fully built with silver curved handles

Filing drawer designed to accept both A4 files and foolscap suspension files

Fully lockable drawers with ball bearing runners and anti-tilt mechanism



Beech (B)



Grey Oak (GO)



Oak (O)



Walnut (W)



White (WH)

Please add storage finish when ordering eg. LF4 in Walnut = LF4W

WOODEN STORAGE

UNIVERSAL LOCKERS

5
Years
Warranty



Our universal wooden storage offering has been designed to store pretty much anything securely while still keeping it close in hand. Create an attractive office environment that can also increase efficiency and productivity.

Our range of wooden storage lockers cover a variety of storage solutions that cater for storing employees personal effects, clothing and possessions in all office and workplace environments.

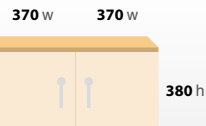
The perfect storage solution to keep business premises functional and clutter-free

Four and six door options available with secure locks to store belongings or tech-items

Available in Duo finishes with white carcass and coloured doors in 4 finish options

Planters to fit on top of lockers for dividing the office with artificial plants or standing pots

Internal Dimensions



390mm deep lockers



LOCKERS

CODE	W	D	H	RRP
LCK4D	800	426	867	£535
LCK6D	800	426	1267	£742

PLANTERS

CODE	W	D	H	Finish	RRP
WPLS	800	426	200	White	£113
WPLD	1600	426	200	White	£157

*Plants not included



White/Beech (B)



White/Oak (O)



White/Walnut (W)



White (WH)

Please add door finish when ordering eg. LCK6D with Walnut doors = LCK6DW



Our systems secondary storage can adapt to any environment or workspace requirement. Its solid foundation and integrated functionality make it easy to customise and create the right solution for the right design strategy. Today's work environments require flexible solutions for a variety of workplace storage and our systems storage units with cupboard doors or tambour doors are ideal for shelves or filing frames to suit.

550mm deep premium systems cupboards supplied with metal fitment brackets

25mm tops with 18mm carcass and solid back panel for added stability

Supplied empty but can be fitted with all systems internal fitments

Sliding lockable double tambour doors supplied with two keys and inset handles



ST20

DD16

ST12

DD8

CUPBOARDS

CODE	W	D	H	RRP
DD8	1020	550	800	£630
DD12	1020	550	1200	£714
DD16	1020	550	1600	£790
DD20	1020	550	2000	£883

TAMBOURS

CODE	W	D	H	RRP
ST8	1020	550	800	£730
ST12	1020	550	1200	£848
ST16	1020	550	1600	£1000
ST20	1020	550	2000	£1121



Beech (B)



Oak (O)



White (WH)

Please add storage finish when ordering eg. **ST20** in White = **ST20WH**

WOODEN STORAGE

SYSTEMS COMBINATION UNITS

5
WARRANTY
Years



Our systems secondary storage can adapt to any environment or workspace requirement. Its solid foundation and integrated functionality make it easy to customise and create the right solution for the right design strategy. These high quality systems combination units feature a mixture of shelved and cupboard sections, offering the perfect storage to organise and store all of your office essentials within easy reach.

550mm deep premium systems cupboards supplied with metal fitment brackets

25mm tops with 18mm carcass and solid back panel for added stability

Supplied empty but can be fitted with all systems internal fitments

Sliding lockable double tambour doors supplied with two keys and inset handles



TG20

TO20

TG16

TO16

OPEN TOP

CODE	W	D	H	RRP
TO16	1020	550	1600	£907
TO20	1020	550	2000	£1006

GLASS TOP

CODE	W	D	H	RRP
TG16	1020	550	1600	£1081
TG20	1020	550	2000	£1215



Beech (B)



Oak (O)



White (WH)

Please add storage finish when ordering eg. TO20 in White = TO20WH

Shelf



CODE	W	D	H	RRP
2PS	910	390	70	£45

- Grey plain shelf for systems storage
- Practical and sturdy steel shelf

Roll Out Suspension Filing Frame



CODE	W	D	H	RRP
2RSF	880	370	90	£233

- Grey roll out suspension filing frame for systems storage
- Accepts both A4 and foolscap files

Lateral filing frame



CODE	W	D	H	RRP
2RAIL	908	390	70	£77

- Grey lateral filing frame for systems storage
- Accepts both documents and A4 suspension files



Grey

For use with Systems Storage Cupboards, Tambour Cupboards and Combination Units

WOODEN STORAGE

DELUXE BOOKCASES/CUPBOARDS

5
Years
Warranty



Deluxe secondary storage furniture enhances any setting with its clean, transitional style and understated details. The sleek designs and sturdy construction of the solid units allow you to use the storage elements to divide space and define work areas. Available in a choice of 4 heights so if you're looking to solve your storage issues whilst also adding something extra to the office, it's time to step up and go for the deluxe storage.

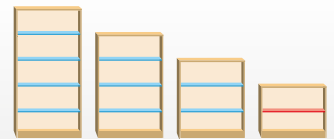
550mm deep premium bookcases & cupboards with an 18mm carcass and 25mm thick tops

Supplied with fixed shelves which are deep enough to store any mix of workplace essential items

Cupboards with lockable doors and are supplied with curved handles and two keys

Deluxe bookcases and cupboards do not accept internal fitments

Shelf Position Guide



Fixed shelves shown with 382mm gap between shelves



BC20

BC16

BD12

BC8

BOOKCASES

CODE	W	D	H	Shelves	RRP
BC8	1020	550	800	1	£387
BC12	1020	550	1200	2	£477
BC16	1020	550	1600	3	£560
BC20	1020	550	2000	4	£664

CUPBOARDS

CODE	W	D	H	Size	RRP
BD8	1020	550	800	1	£543
BD12	1020	550	1200	2	£662
BD16	1020	550	1600	3	£767
BD20	1020	550	2000	4	£890



Beech (B)



Oak (O)



White (WH)

Please add storage finish when ordering eg. BC12 in Beech = BC12B



WOODEN STORAGE


DELUXE COMBINATION UNITS



Shelf Position Guide



Fixed shelves shown with 382mm gap between shelves



DO16

DG16

DG20

DO20

OPEN TOP

CODE	W	D	H	Shelves	RRP
DO16	1020	550	1600	3	£720
DO20	1020	550	2000	4	£818

GLASS TOP

CODE	W	D	H	Shelves	RRP
DG16	1020	550	1600	3	£889
DG20	1020	550	2000	4	£1028



Beech (B)



Oak (O)



White (WH)

Please add storage finish when ordering eg. DG20 in White = DG20WH

Deluxe secondary storage furniture enhances any setting with its clean, transitional style and understated details. The sleek designs and sturdy construction of the solid units allow you to use the storage elements to divide space and define work areas. Clutter is an unavoidable occurrence as people become increasingly settled into office life, but combination units with their multiple storage options and choice of 2 heights are the perfect solution.

550mm deep premium bookcases & cupboards with an 18mm carcass and 25mm thick tops

Supplied with fixed shelves which are deep enough to store any mix of workplace essential items

Lower cupboards with lockable doors and either open tops or glass doors with curved handles

Deluxe combination units do not accept internal fitments

STEEL STORAGE

PRIMARY & SECONDARY STORAGE

Our steel storage range provides high quality, stylish and robust furniture for demanding working environments. Storage cabinets are ideal for offices or back room storage of employee belongings, supplies and stationery. This diverse portfolio of pedestals, filing cabinets, cupboards and tambours has items tailored specifically for personal storage as well as flexible workspace storage for team areas.



PRODUCT SPECS

EN527-1:2011, EN527-2:2016, EN1729-2:2012+A1:2015



Designed &
manufactured

STYLE



Pedestals

Filing

Systems

Cupboards

Lockers

FEATURES

Pedestals are the perfect place to store paperwork and stationery

Filing cabinets offer a smooth, stylish and functional storage solution

Filers and multi-drawers are ideal for small office and home offices

Cupboards designed to meet all the clerical needs of any busy company



STOCKED FINISHES

(Selected products)



Black
RAL9005
(K)

Goose Grey
RAL7004
(G)

Silver
RAL9006
(S)

White
RAL9010
(WH)

MADE-TO-ORDER FINISHES

(Selected products)



Blue
RAL5009
(BL)

Coffee/Cream
RAL1011/1001
(C)

Green
RAL6018
(GN)

Orange
RAL2004
(OR)

Red
RAL3020
(R)

Yellow
RAL1018
(YE)

STEEL STORAGE

CONTRACT PEDESTALS

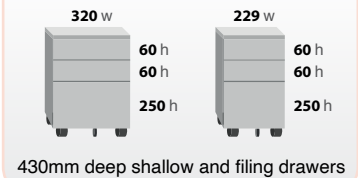
5
Years
Warranty



Our 3 drawer mobile steel pedestals offer versatile storage solutions for any office environment and these sturdy units are mounted on castors allowing for easy manoeuvrability. Lockable with an anti-tilt castor on the file drawer, extra deep filing capacity and available in silver, white and black, our mobile pedestals have a classic, stylish design whilst offering safe and secure storage.



Internal Dimensions



Versatile under-desk storage solutions wide to keep the work area tidy

Two shallow drawers and one filing drawer for both A4 and foolscap files

Fully lockable drawers for secure storage of your files or personal belongings

Available static or mobile with 5th castor on drawer front for anti-tilt



CODE	W	D	H	RRP
MPN3	300	545	565	£338

CODE	W	D	H	RRP
MP3	391	545	565	£360

STOCKED



Black
(K)



Silver
(S)



White
(WH)

Please add storage finish when ordering eg. **MPN3** in Silver = **MPN3-S**

5
Years
Warranty

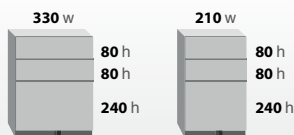
STEEL STORAGE

UNIVERSAL PEDESTALS



BISLEY

Internal Dimensions



470mm deep shallow and filing drawers



Locking



35
kg
Drawer Capacity

Steel 3 drawer pedestals are the perfect place to store paperwork and stationery and keep the work area clutter-free. These sturdy 3 drawer steel pedestals have lockable drawers for secure storage of your files or personal belongings, with additional options such as fully upholstered seat pads on the wide pedestals, which allow for perch points for a multi-functional versatile storage solution.

Versatile under-desk storage solutions to keep the work area uncluttered

Fully lockable with two shallow drawers and one filing drawer

Available static or mobile with 5th castor on drawer front for anti-tilt

Fully upholstered 50mm seat pad kit option with a seat cushion on the top



CODE	W	D	H	MTO
MMPN	300	565	567	£470
MMPW	420	565	567	£470

CODE	W	D	H	Band A	Band B	Band C	Band D	Band E
BPED-PD	420	565	50	£175	£189	£205	£234	£259



5 week
lead time



Black
(K)



Blue
(BL)



Green
(GN)



Grey
(G)



Orange
(OR)



Red
(R)



Silver
(S)



White
(WH)



Yellow
(YE)

Please add storage finish when ordering eg. **MMPN** in Red = **MMPN-R**

STEEL STORAGE

UNIVERSAL CADDY UNITS

5
Years
Warranty



BISLEY

The Caddy is an innovative, alternative office solution meeting the needs of the ever-changing office, with storage, filing and seating all in one. Featuring two box sections with a lockable pedestal for personal storage and a shelving unit for files and paperwork, the Caddy is compact and mobile to maximise space and storage in any work environment, with a seat pad option for temporary visitor seating.



Locking

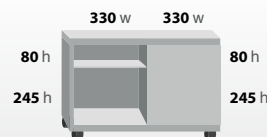
Versatile under-desk storage solutions to keep the work area uncluttered

Offers flexibility with rotating castors to easily position under the work surface

An attractive, functional and versatile addition to any vibrant, agile work space

Fully upholstered 50mm seat pad kit option with a seat cushion on the top

Internal Dimensions



430mm deep open shelf and 390mm deep drawers



CAD800RH

CAD800LH

CODE	W	D	H	MTO
CAD800LH	800	440	567	£1291
CAD800RH	800	440	567	£1291

CODE	W	D	H	Band A	Band B	Band C	Band D	Band E
BCAD-PD	420	440	50	£175	£189	£205	£234	£259



MTO

5 week
lead time



Black
(K)



Blue
(BL)



Green
(GN)



Grey
(G)



Orange
(OR)



Red
(R)



Silver
(S)



White
(WH)



Yellow
(YE)

Please add storage finish when ordering eg. CAD800RH in Grey = CAD800RH-G

2
WARRANTY
Years

STEEL STORAGE

UNIVERSAL MULTI-DRAWERS



BISLEY

Internal Dimensions



370mm deep shallow drawers



B5MD

B10MD

B15MD

CODE	W	D	H	STOCKED	MTO
B5MD	279	380	325	£185	£193
B10MD	279	380	590	£309	£331
B15MD	279	380	860	£440	£453

STOCKED



Grey
(G)



White
(WH)

5 week
lead time



Black
(K)



Blue
(BL)



Green
(GN)



Orange
(OR)



Red
(R)



Silver
(S)



Yellow
(YE)

MTO 1

Please add storage finish when ordering eg. **B5MD** in Green = **B5MDGN**

Multi-drawers offer excellent storage capacity with a range of 5, 10 and 15 drawer cabinets designed specifically for the small office or home office market.

The neat multi-drawer design with drawer labels is enhanced by a brilliant choice of colours which will give an injection of cool in any home environment when placed either on top of, under, or besides a workstation.

Available with 5, 10 or 15 drawers in a variety of colour finish options

A sound solution for the workplace, small office or home office

Multi-compartmental insert trays for small items including paper & stationery

Chrome handle design, supplied with individual drawer label holders

STEEL STORAGE

UNIVERSAL A4 FILERS

2
Years
Warranty



BISLEY

Home office storage that's affordable and looks good is difficult to come by, making the A4 home filer a real steal. From the outside it looks neat and tidy, but inside its capacious interior accommodates a range of filing and storage options.

A4 filers are an essential product for those seeking practical filing solutions with a small budget and are ideal for small office under desk storage.

Functional home office storage solutions with black, centralised handles

Ideal for filing sheets of paper, folders, files and even storing personal belongs

Lockable drawers to ensure items are kept secure from those who do not have access

Drawers pull out up to 80% so you can use the space within them effectively



Locking

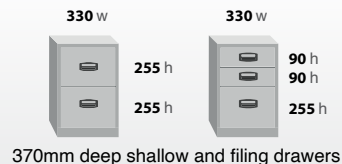


80%
Extension



35
kg
Shelf
Capacity

Internal Dimensions



370mm deep shallow and filing drawers



BPFA2

BPFA3

CODE	W	D	H	STOCKED	MTO 1	MTO 2
BPFA2	413	400	672	£231	£231	£250
BPFA3	413	400	672	£272	£272	£294

STOCKED



Black
(K)

Grey
(G)

5 week
lead time



Grey/Blue
(B)

Grey/Red
(R)

5 week
lead time



Blue
(BL)

Green
(GN)

Orange
(OR)

Red
(RE)

Silver
(S)

White
(WH)

Yellow
(YE)

Please add storage finish when ordering eg. BPFA2 in Blue = BPFA2BL



STEEL STORAGE

CONTRACT FILING CABINETS



BISLEY

Internal Dimensions



540mm deep filing drawers



Drawer Capacity



Suspension Filing



100% Extension



Anti-Tilt



Locking

Filing cabinets offer a smooth, stylish and functional storage solution for every office environment. Strong and built to last, the filing cabinets have a fully welded carcass making them extremely robust, with an anti-tilt operation for safe ease of use. Economically priced with uncompromising standards, contract filing cabinets are designed and manufactured for today's modern office environment.

Office storage solutions for foolscap files with black, centralised handles

Fully lockable 100% extension, anti-tilt drawers supplied with two keys

Fully welded carcass with high sided easy glide drawers

Approved to British Standards BSEN 14073 parts 2&3 and BSEN 14074



DCF2

DCF3

DCF4

CODE	W	D	H	STOCKED	MTO
DCF2	470	622	711	£355	£390
DCF3	470	622	1016	£407	£447
DCF4	470	622	1321	£448	£495

STOCKED



Black (K)



Grey (G)



White (WH)

5 week lead time



Blue (BL)



Coffee / Cream (C)



Green (GN)

MTO 1



Orange (OR)



Red (R)



Silver (S)



Yellow (YE)

Please add storage finish when ordering eg. DCF2 in Yellow = DCF2YE

STEEL STORAGE

UNIVERSAL FILING CABINETS

8 Years
WARRANTY



BISLEY

To create a productive, efficient workplace, it's important to maximise space in the office. Our executive filing cabinets have been designed to make the most of even the smallest footprints, not only to store important documents, but they can also be combined to define work areas. Fully extendable drawers allow for easy access and in your absence, the cabinet can be locked for security.

Office storage solutions for footscap files with full length finger pull handles

Fully lockable 100% extension, anti-tilt drawers, supplied with two keys

Fully welded carcass with no bolts or rivets for greater strength

Approved to British Standards BSEN 14073 parts 2&3 and BSEN 14074

Internal Dimensions



540mm deep filing drawers



Locking



Anti-Tilt



100% Extension



Suspension Filing



Drawer Capacity



DEF2

DEF3

DEF4

CODE	W	D	H	STOCKED	MTO 1	MTO 2
DEF2	470	622	711	£380	£400	£420
DEF3	470	622	1016	£432	£455	£470
DEF4	470	622	1321	£470	£495	£520

STOCKED



Black (K)

Grey (G)

5 week lead time



Coffee / Cream (C)



Silver (S)



White (WH)

5 week lead time



Blue (BL)



Green (GN)



Orange (OR)



Red (R)



Yellow (YE)

Please add storage finish when ordering eg. DEF2 in Black = DEF2K



BISLEY

Internal Dimensions



540mm deep filing drawers



A combination of market-driven design and high quality UK manufacturing ensures that the steel public sector filing cabinets are well suited for all office environments, including for public sector tenders. Investing in lockable storage such as filing cabinets and creating a system for filing away paperwork will meet all the demands for the recently introduced GDPR regulations for businesses.

Functional office storage solutions for footscap files with finger pull handles

Fully lockable 100% extension, anti-tilt drawers supplied with two keys

Fully welded carcass with high sided drawers and 40kg load capacity

Approved to British Standards BSEN 14073 parts 2&3 and BSEN 14074



BPSF2

BPSF3

BPSF4

CODE	W	D	H	MTO 1	MTO 2
BPSF2	470	622	711	£429	£454
BPSF3	470	622	1016	£476	£504
BPSF4	470	622	1321	£537	£568

5 week lead time



Black (K)



Coffee / Cream (C)



Grey (G)



Silver (S)



White (WH)

5 week lead time



Blue (BL)



Green (GN)



Orange (OR)



Red (R)



Yellow (YE)

Please add storage finish when ordering eg. **BPSF2** in Orange = **BPSF2OR**

STEEL STORAGE

SYSTEMS TAMBOUR CUPBOARDS

7
WARRANTY
Years



BISLEY

Systems storage cupboards with tambour doors which slide and retract smoothly to save space and offer access to the entire cupboard offer practical storage solutions for any office. Offering an increased level of security, the aluminium tambour doors recede smoothly into the cabinet carcass leaving office aisles and walkways unobstructed. Supplied fully assembled to cater for all your filing and storage needs.



Locking



Takes
Internals



7
Years
Warranty

470mm deep cupboard with tambour doors supplied with no shelves

Sliding double tambour design saves space with fully lockable doors

Can be fitted with all systems internal fittings for an advanced storage solution

Approved to British Standards BSEN 14073 parts 2&3 and BSEN 14074



CODE	W	D	H	STOCKED	MTO 1	MTO 2
DST40	1000	470	1000	£760	£860	£875
DST65	1000	470	1570	£840	£935	£950
DST78	1000	470	1970	£910	£980	£1000

STOCKED

MTO 1

MTO 2



Black
(K)



Grey
(G)



Silver
(S)



White
(WH)

5 week
lead time



Silver/Beech
(SB)

5 week
lead time



Blue
(BL)



Green
(GN)



Orange
(OR)



Red
(R)



Yellow
(YE)

Please add storage finish when ordering eg. **DST40** in Silver/Beech = **DST40SB**

Shelf



CODE	DESCRIPTION	RRP
DSTS	Shelf	£38

- Black plain shelf for systems storage
- Practical and sturdy steel shelf

Roll Out Filing Frame



CODE	DESCRIPTION	RRP
BROSF	Roll out filing frame	£245

- Black roll out suspension filing frame for systems storage
- Accepts both A4 and foolscap files

Lateral Filing Frame



CODE	DESCRIPTION	RRP
BUR	Lateral filing frame	£78

- Black lateral filing frame for systems storage
- Accepts both documents and A4 suspension files



Black

For use with **DST** system storage tambour cupboards

STEEL STORAGE

CONTRACT CUPBOARDS

7
WARRANTY
Years



BISLEY

Contract double door cupboards are designed to achieve maximum storage capacity using the least amount of space to meet all the clerical needs of a busy office. Boasting a fully welded carcass for increased strength and stability with height adjustable shelves and a three point locking system for security, contract cupboards are office classics at home in any workspace.



Shelf Capacity



Supplied with Shelves



Locking

400mm deep cupboards supplied with adjustable shelves

High quality, stylish and robust for demanding work environments

Fully welded carcass supplied pre-assembled with fully lockable double doors

Approved to British Standards BSEN 14073 parts 2&3 and BSEN 14074



DSC40

DSC72

DSC78

CODE	W	D	H	Shelves	STOCKED	MTO 1	MTO 2
DSC40	914	400	1000	1	£448	£475	£500
DSC72	914	400	1806	3	£545	£567	£612
DSC78	914	400	1968	4	£700	£725	£770
BCSLF	Optional extra shelf (Black)				£66		


STOCKED



Black (K) Grey (G) White (WH)

MTO 1

5 week lead time



Coffee / Cream (C) Silver (S)

MTO 2

5 week lead time




Blue (BL) Green (GN) Orange (OR) Red (R) Yellow (YE)

Please add storage finish when ordering eg. **DSC40** in Coffee/Cream = **DSC40C**



STEEL STORAGE

DELUXE LODGES



Internal Dimensions

370 W 370 W



340 h

440mm deep lockers



Locking

Our lodges with letter boxes are ideal for busy offices, allowing individuals to have their post delivered to their personal storage locker. With a choice of 4 and 6 door options, these letter box lockers allow for the safe storage of personal belongings plus the distribution of internal mail in a variety of premises including open plan offices, schools, universities and shared housing.

Lodges come in two heights with matching drawer unit dimensions

Four and six door options available, great for university or shared housing

Post can go through the slot, but only the owner can get it out with their key

Safe & secure storage of personal belongings and internal mail



BLFL4D

BLFL6D

CODE	W	D	H	Doors	MTO
BLFL4D	800	470	845	4	£1500
BLFL6D	800	470	1225	6	£2000

MTO 1

5 week lead time



Silver (S)



White (WH)

Please add storage finish when ordering eg. BLFL4D in Silver = BLFL4DS

STEEL STORAGE

WORKWEAR LOCKERS

5 Years
WARRANTY



BISLEY

Steel workwear lockers have been designed to not only withstand the wear and tear of daily use, but also provide organised, secure storage with specific workwear needs in mind. Available with a grey carcass and 3 coloured door options, workwear lockers are built to last and used by employees to store clothing and equipment for work, including uniforms, personal protective equipment (PPE), boots, helmets, and overalls.

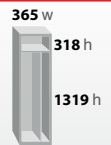
Supplied with a key lock as a secure option for workwear and personal belongings

Single door police locker with 2 compartments to store headwear and a coat rail for uniform

Clean and dirty locker perfect for separating clean clothes from dirty workwear and overalls

Combi locker features a coat hook with internal shelves to store personal and workwear items

Internal Dimensions



578mm deep locker



WKCL181



WKPL181



WKCD181

CODE	Description	W	D	H	STOCKED	MTO
WKCL181	Workwear combi locker	450	450	1800	£475	£475
WKPL181	Police locker	450	600	1800	£475	£475
WKCD181	Clean & dirty locker	450	600	1800	£490	£490

STOCKED

MTO



Grey
(G)

5 week
lead time



Blue
(B)



Red
(R)

Please add storage finish when ordering eg. **WKCD181** in Red = **WKCD181R**

5
WARRANTY
Years

STEEL STORAGE

UNIVERSAL LOCKERS

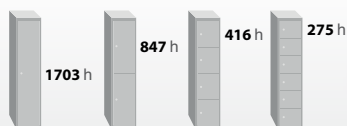


BISLEY



Locking

Internal Dimensions



240mm wide lockers
274mm deep or 426mm deep



CLK121

CLK122

CLK184

CLK186

CODE	W	D	H	Doors	STOCKED	MTO	CODE	W	D	H	Doors	STOCKED	MTO
CLK121	305	305	1802	1	£280	£280	CLK181	305	457	1802	1	£323	£323
CLK122	305	305	1802	2	£350	£350	CLK182	305	457	1802	2	£388	£388
CLK124	305	305	1802	4	£410	£410	CLK184	305	457	1802	4	£448	£448
CLK126	305	305	1802	6	£490	£490	CLK186	305	457	1802	6	£532	£532

STOCKED

MTO 1



Grey
(G)

5 week
lead time



Blue
(B)

Please add storage finish when ordering eg. CLK121 in Grey = CLK121G

Our universal locker range offers streamlined personal storage and is ideal for production facilities, staff rooms, cloakrooms and open plan offices. Available in a choice of depths (305mm and 457mm) and with a variety of single, two, four and six door compartments sizes, the lockers can be easily configured by bolting together the locker units to suit your needs.

Fitted with a camlock with 1,000 different master lock combinations

Lockers bolt together at the back and side with ventilation holes in lockers

Single door and two door lockers feature under shelf coat storage

Approved to British Standards BSEN 14073 parts 2&3, BSEN 14074, BS4875 1998 part 7 (level 4)

SCREENS

DESKTOP & FLOOR STANDING

Desktop screens allow employees to be more focused on their work by helping to cut out colleague's distracting and irritating telephone or computer sounds, in addition to improving office acoustics. Free standing floor screens provide visual, physical and acoustic barriers in any workspace by separating parts of the office into teams and groups or creating quiet work zones and breakout areas in open plan spaces.



PRODUCT SPECS



Product
guarantee



Designed &
manufactured

STYLES



Fabric
Wrapped



Aluminium
Frame



Acrylic
Screens



Acoustic
Dividers



Modular
Screens

FEATURES

Select the fabric screen style that best fits your needs to divide space

Aluminium frame desktop screens have a choice of fabric or acrylic panels


Acrylic screens allow people to communicate effectively and light to pass

Modular screens are a perfect replacement for the lack of internal walls in offices




FABRIC FINISHES

(Selected products)



Blue
(B)



Charcoal
(C)




Made-to-order

SCREENS

FABRIC WRAPPED STRAIGHT DESK SCREENS

2
WARRANTY
Years



Whether dividing desk space or an entire office area, office screens provide an element of privacy for employees, allowing them to be comfortable while they work. Our fabric straight desktop screens are a cost effective way of dividing desk clusters and are supplied with brackets to fit all 25mm desktops. A universal bracket is available as an optional extra to mount screens to different manufacturer's desks.

30mm thick with a layer of foam between outer fabric and melamine core

Combines a slim profile with a robust and durable construction

Desk mounted screens use standard desk brackets which come as standard

When using as a return screen order ESRB (see 130)



CODE	W	D	H	STOCKED	Band A	Band B	Band C	Band D	Band E
ES800S	800	30	400	£146	£161	£175	£204	£220	£238
ES1000S	1000	30	400	£161	£175	£190	£219	£236	£255
ES1200S	1200	30	400	£169	£185	£200	£231	£249	£269
ES1400S	1400	30	400	£189	£203	£217	£246	£265	£287
ES1600S	1600	30	400	£197	£210	£224	£255	£275	£297
ES1800S	1800	30	400	£204	£217	£234	£260	£280	£303

STOCKED



Blue
(B)



Charcoal
(C)

3-4 week
lead time

MTO



Supplied with standard brackets for straight desks only. For additional brackets see pages 130-131

Please add fabric colour finish when ordering eg. ES1600S in Charcoal = ES1600S-C



SCREENS

FABRIC WRAPPED WAVE DESK SCREENS



Whether dividing desk space or an entire office area, office screens provide an element of privacy for employees, allowing them to be comfortable while they work. Our fabric wave desktop screens are ideal for use with wave desktops and are supplied with brackets to fit all 25mm desktops. A universal bracket is available as an optional extra to mount screens to different manufacturer's desks.

30mm thick with a layer of foam between outer fabric and melamine core

Combines a slim profile with a robust and durable construction

Desk mounted screens use standard desk brackets which come as standard

When using as a return screen order ESRB (see 130)



CODE	W	D	H	STOCKED	Band A	Band B	Band C	Band D	Band E
ES800W	800	30	200-400	£154	£168	£183	£211	£228	£246
ES1000W	1000	30	200-400	£169	£185	£200	£231	£249	£269
ES1200W	1200	30	200-400	£189	£203	£217	£246	£265	£287
ES1400W	1400	30	200-400	£197	£210	£224	£255	£275	£297
ES1600W	1600	30	200-400	£204	£217	£234	£260	£280	£303
ES1800W	1800	30	200-400	£211	£224	£240	£269	£290	£313

STOCKED



Blue
(B)



Charcoal
(C)

3-4 week
lead time

MTO 1




Supplied with standard brackets for straight desks only. For additional brackets see pages 130-131

Please add fabric colour finish when ordering eg. ES1600W in Charcoal = ES1600W-C

SCREENS

ALUMINIUM FRAME FABRIC DESK SCREENS

2
WARRANTY
Years




Aluminium frame screens are an excellent addition to any modern desk and office furniture to provide a degree of privacy to desks which are in close proximity to others. Frames are available in silver, white and black so you can synchronise with the desk legs, with matching brackets that fit to the back of desks or desk returns. Fabric screens are stocked in blue with made to order fabric options.

30mm thick with robust aluminium frames for additional stability

Fully upholstered fabric screens that offer a level of increased privacy

Available for all size desks with additional screen size for the desk returns

Brackets available in black, silver and white to match frames



CODE	W	D	H	STOCKED	Band A	Band B	Band C	Band D	Band E
A785*	785	30	380	n/a	£194	£222	£264	£285	£308
A1000	1000	30	380	n/a	£206	£264	£292	£314	£340
A1200	1200	30	380	£219	£221	£281	£303	£326	£352
A1400	1400	30	380	£234	£236	£285	£325	£350	£379
A1600	1600	30	380	£267	£269	£312	£351	£379	£410
A1800	1800	30	380	£285	£289	£334	£367	£396	£428

FRAME COLOURS



Black
(K)



Silver
(S)



White
(WH)

STOCKED



Blue
(B)

MTO

3-4 week
lead time



Supplied without brackets.
See pages 130-131
for brackets to be ordered
separately

* A785 suitable
for 800mm
return desks

Please add frame colour followed by fabric colour when ordering eg. A1600 with Silver frame in Blue = A1600-S-B

SCREENS

ALUMINIUM FRAME GLAZED DESK SCREENS



Aluminium frame screens are an excellent addition for any modern desk to provide a degree of privacy for employees who are situated in close proximity to others. Frames are available in silver, white and black so you can synchronise with the desk legs and the semi-transparent glazed screens are a stylish addition which allow light to flow through the room whilst tackling the issue of ambient noise.

30mm thick with robust aluminium frames for additional stability

Glazed semi-transparent perspex screens that offer a level of increased privacy

Ideal for use on bench desks with additional brackets available for runs of desks

Brackets available in black, silver and white to match frames

CODE	W	D	H	STOCKED
AG1000	1000	30	380	£257
AG1200	1200	30	380	£281
AG1400	1400	30	380	£297
AG1600	1600	30	380	£327
AG1800	1800	30	380	£367

FRAME COLOURS



Black
(K)



Silver
(S)



White
(WH)

STOCKED



Polar
White (W)

Supplied without brackets. See pages 130-131 for brackets to be ordered separately

Please add frame colour followed by glaze colour when ordering eg. AG1600 with Silver frame in White = AG1600-S-W

SCREENS

VIBE DESKTOP SCREENS

2
WARRANTY
Years



Vibe is a range of made-to-order, designer office screens, available in a multitude of fabric colour options. Vibe screens combine a slim profile with a robust and durable construction to improve the layout and function of any office and they are ideal for use with bench desking with the modern trend of having screens shorter than the desk length, with universal desk brackets that come as standard.

35mm thick with an additional foam layer between outer fabric and MFC core

Made to order, designer desktop screens which are elegant, modern and stylish

Hand crafted, exposing the edge of the stitch detail on a radius corner

Versatile office desk partitions to help provide physical and acoustic barriers



CODE	W	D	H	Band A	Band B	Band C	Band D	Band E
VB800	800	35	400	£179	£190	£219	£236	£255
VB1000	1000	35	400	£190	£206	£236	£254	£274
VB1200	1200	35	400	£203	£217	£246	£265	£287
VB1400	1400	35	400	£218	£235	£262	£282	£306
VB1600	1600	35	400	£228	£242	£271	£292	£315
VB1800	1800	35	400	£235	£250	£279	£300	£325

MTD

3-4 week
lead time



Supplied with standard brackets for straight desks only. For additional brackets see pages 130-131



Base screens not included

Acrylic screen toppers have been designed as an add-on to existing fabric or aluminium frame desktop screens to quickly, easily and at minimal cost convert your existing screen into a barrier screen. The use of acrylic not only allows light to pass through the office but work colleagues can also see each other, plus the additional 300mm of increased height is a solution to help keep employees safe.

Add-on top of existing screens with universal brackets supplied

Suitable for use with all screen widths 15-30mm depth

Provide cough and sneeze barriers between employees to help stop germs spreading

5mm thick acrylic topper to still allow visibility between colleagues

CODE	W	D	H	MTD
SE800-CA	800	5	300	£223
SE1000-CA	1000	5	300	£243
SE1200-CA	1200	5	300	£264
SE1400-CA	1400	5	300	£284
SE1600-CA	1600	5	300	£329
SE1800-CA	1800	5	300	£428

BRACKET COLOURS



Black
(K)



Silver
(S)



White
(WH)

4 week
lead time

MTD



5mm clear
acrylic

Please add bracket colour when ordering eg. SE800-CA with Silver brackets = SE800-CA-S

SCREENS

ACRYLIC DESK SCREENS

2
WARRANTY
Years



Our acrylic desktop protection screens reduce the risk of airborne germs between colleagues whilst still enabling them visibility. Protection is made from 5mm clear acrylic and is supported by desktop brackets that fix to any 25mm desktop. These screens are easy to install, maintain and disinfect and provide a professional solution to reduce the spread of viruses and create a safe separation.

Supplied with clamp brackets to fit all 25mm desktops

Ensures users are separated but can maintain visual contact

Clear screens, easy to maintain & supports anti-bacterial cleaning

Transparent screen that is light and stable with choice of bracket colours



CODE	W	D	H	RRP
AHDM800	800	5	700	£304
AHDM1000	1000	5	700	£329
AHDM1200	1200	5	700	£367
AHDM1400	1400	5	700	£393
AHDM1600	1600	5	700	£419
AHDM1800	1800	5	700	£445

FRAME COLOURS



Black
(K)



Silver
(S)



White
(WH)

STOCKED



5mm clear
acrylic

Please add bracket colour when ordering eg. AHDM800 with Silver brackets = AHDM800-S



SCREENS

ACRYLIC FREE STANDING SCREENS

2
WARRANTY
Years

Our acrylic desktop protection screens reduce the risk of airborne germs between colleagues whilst still enabling them visibility. Protection is made from 5mm clear acrylic and is supported by metal feet to retro-fit to existing worktops. These screens are easy to install, maintain and disinfect and provide a professional solution that is easy to place and move for the office, reception or counter.

Supplied with metal feet for perfect stability on the worktop

Ensures users are separated but can maintain visual contact

Acrylic free-standing desk screens with easy assembly for instant protection

Create a safe separation between employees and customers/visitors



CODE	W	D	H	RRP
AHFS800	800	5	700	£295
AHFS1000	1000	5	700	£322
AHFS1200	1200	5	700	£362
AHFS1400	1400	5	700	£393
AHFS1600	1600	5	700	£434
AHFS1800	1800	5	700	£471

FRAME COLOURS



Black
(K)



Silver
(S)



White
(WH)

STOCKED



5mm clear
acrylic

Please add bracket colour when ordering eg. AHFS800 with Silver brackets = AHFS800-S

SCREENS

PIANO FORTE ACOUSTIC SCREENS

2
WARRANTY
Years



Slide on desk dividing screens are available in a choice of orange or silver grey acoustic felt material to allow employees to define their own boundaries and provide an additional barrier to help prevent the spread of airborne diseases. They are available as one size to clip on and rest on desktops, table tops and workstations to negate the need to reconfigure existing spaces by applying appropriate distance between people.

Frameless design which is easy to attach and slide on to any desk or table

Slide-on dividers can easily be moved to compliment the needs of the agile workspace

Perfect to provide privacy, acoustic properties and a touch of style to your workstation

Acoustic divider manufactured using a minimum of 65% already recycled waste material



Can clip under Saxon table when not in use

CODE	W	D	H	MTO
SWT-SPS	550	12	375-450	£250

MTO

5 week
lead time



Orange
(O)



Silver Grey
(SG)

Please add storage finish when ordering eg. SWT-SPS in Orange = SWT-SPS-O




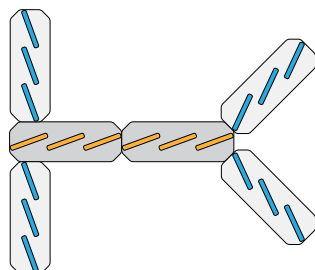
SCREENS

PIANO KEYS ACOUSTIC SCREENS



**SOCIAL
SPACES**

Layout options



The Piano Keys Screen is a breakthrough alternative to traditional floor screens that is changing everything - from the minds of office planners to the hearts of designers. The free-standing screen is made up of three individual acoustic blinds which stand on a sturdy base plate. The fabric covered acoustic panels rotate fully 360° to provide visual protection when closed, or open the space up at any given time.

Free-standing office screen with silver base and three rotating panels

Screen unit can be positioned in a row or at 45° angles for different directions

Fully upholstered panels in a range of fabrics with excellent acoustic properties

Lightweight, simple to install and easy to manoeuvre for enhanced privacy

CODE	W	D	H	Band A	Band B	Band C	Band D	Band E
PKS003	870	300	1600	£950	£1000	£1100	£1200	£1300

MTO

4 week
lead time



SCREENS

FABRIC WRAPPED FLOOR SCREENS

2
WARRANTY
Years



Free standing floor screens are available in three different heights and are used to break up the appearance and divide the space without losing any of the benefits of the open plan layout. Fabric wrapped floor screens also provide the operators with an element of seclusion and privacy and can be joined together with the linking strips for connecting 2 screens or 4 screens together.

40mm thick with an additional foam layer between outer fabric and MFC core

Available in 1200mm, 1500mm and 1800mm heights

Screens can utilise the desk as support or can be used with bar feet supplied

2 panel linking strips for connecting screens together (see next page)



CODE	W	D	H	STOCKED	Band A	Band B	Band C
208	800	40	1200	n/a	£231	£259	£307
210	1000	40	1200	n/a	£231	£259	£307
212	1200	40	1200	n/a	£245	£273	£321
214	1400	40	1200	n/a	£245	£273	£321
216	1600	40	1200	n/a	£260	£291	£351
218	1800	40	1200	n/a	£278	£308	£365

CODE	W	D	H	STOCKED	Band A	Band B	Band C
508	800	40	1500	n/a	£234	£262	£307
510	1000	40	1500	n/a	£247	£278	£321
512	1200	40	1500	£269	£278	£308	£365
514	1400	40	1500	n/a	£288	£318	£375
516	1600	40	1500	£284	£303	£331	£393
518	1800	40	1500	£312	£323	£353	£409

CODE	W	D	H	STOCKED	Band A	Band B	Band C
808	800	40	1800	n/a	£278	£308	£365
810	1000	40	1800	n/a	£278	£308	£365
812	1200	40	1800	£312	£323	£353	£409
814	1400	40	1800	£312	£323	£353	£409
816	1600	40	1800	£327	£330	£362	£417

STOCKED



Blue
(B)



Charcoal
(C)

3 week
lead time



Please add fabric colour finish when ordering eg. 816 in Blue = 816-B

Designer Screen Feet



CODE	Description	RRP
VFT1	Screen feet (pair)	£69

- For use with floor standing screens
- Designer screen feet for floor standing screens

Floor Screen Linking Strips



CODE	Description	RRP
LK22	1200mm 2-2 Strip	£21
LK25	1500mm 2-2 Strip	£22
LK28	1800mm 2-2 Strip	£23

- Links floor standing fabric screens
- For connecting 2 screens together

Floor Screen Linking Strips



CODE	Description	RRP
LK42	1200mm 4-4 Strip	£30
LK45	1500mm 4-4 Strip	£34
LK48	1800mm 4-4 Strip	£37

- Links floor standing fabric screens
- For connecting 4 screens together



Silver
(SL)




White
(WH)

Please add foot colour when ordering eg. **VFT1** in Silver = **VFT1-SL**

SCREENS

PRIVA SURROUND SCREENS

2
WARRANTY
Years



Priva modular floor screens are designed to be used in dynamic groups as well as repeated in rows of screens. Whether it's a touchdown area, collaborative space, personal workstation or a private office, Priva surround screens make it easy to create unique, inspiring and functional spaces, offering a robust partition solution with black metal feet, making them ideal for absorbing sound in open plan office environments.

Aid concentration, reduce noise pollution and even prevent sickness from spreading

A cost effective solution to maximising space in the office and wider workplace

3 screen systems ideal for a semi-private meeting space, photocopying area or drinks section

Clean modern design that are easy to assemble and reconfigure when needed



CODE	DESCRIPTION	W	D	H	Band A	Band B	Band C	Band D	Band E
PRV-SQ01	C-shape	2630	2800	1500	N/A	N/A	N/A	£6500	£6700
PRV-SQ02	S-shape	2630	5200	1500	N/A	N/A	N/A	£9750	£9950
PRV-HX01	Half hexagon	3490	2270	1500	N/A	N/A	N/A	£6500	£6700

MTO

5 week
lead time





SCREENS

PRIVA MODULAR SCREENS



Priva modular floor standing screens are not only colourful and modern additions to the office aesthetics, but also deliver a large array of functional design solutions for every work style and preference. Priva screens are robust, visually inspiring and offer great sound absorption, especially in open plan offices where they can help squelch the noise levels associated with teams and departments working in the same large workspace.

Create space division and reduce transfer of pathogens by adding dividers around areas

Design can be easily extended with numerous configurations to suit any office layout

Modular screen can be added in centre of straight sections to create larger runs of screens

Clean, modern design with two-tone fabric trim options to complement any interior



Add straight screens to increase the overall size

CODE	DESCRIPTION	W	D	H	Band A	Band B	Band C	Band D	Band E
PRV-MOD8	Straight modular	800	60	1500	N/A	N/A	N/A	£800	£850
PRV-DL01	Dog leg	2000	580	1500	N/A	N/A	N/A	£3200	£3400
PRV-WV01	Wave	2430	1380	1500	N/A	N/A	N/A	£3200	£3400

MTO

5 week
lead time



Universal Desktop Screen Brackets



CODE	Description	RRP
UNSCBR	Universal bracket (pair)	£32

- Clamps between 15mm-50mm desktops
- For use on all non-aluminium fabric desk screens

Desk Return Brackets



CODE	Description	RRP
ESRB	Return bracket (pair)	£30

- Used to attach desks to return sides of desks
- For use on all non-aluminium fabric desk screens

Aluminium Frame Fabric Screen Brackets



CODE	Description	RRP
AFSBK	For fabric screens	£55

- Clamps to standard desktops
- Used on single desks or runs of single desks

Aluminium Frame Glazed Screen Brackets



CODE	Description	RRP
AGSBK	For glazed screens	£67

- Clamps to standard desktops
- Used on single desks or runs of single desks

Adapt & Fuze Back-To-Back Desk Brackets



CODE	Description	RRP
EDELBS	End bracket	£40

- Bolts directly to under frame of desk
- Used on Adapt and Fuze bench desks

Adapt & Fuze Back-To-Back Desk Brackets



CODE	Description	RRP
EDILSB	Intermediate bracket	£47

- Bolts directly to under frame of desk
- Used on Adapt and Fuze bench desks



Black
(K)

Silver
(S)

White
(WH)

Please add finish when ordering
eg. **AFSBK** in silver = **AFSBK-S**
(**UNSCBR** and **ESRB**
available in silver only)


Aluminium Frame Screen Brackets



CODE	Description	RRP
ARBK	For the back of desks, pack of 2	£63

- Screw clamps to fit all desks
- Fix to the back of desks

Aluminium Frame Screen Return Brackets



CODE	Description	RRP
ASBK	For desk return, pack of 2	£63

- Screw clamps to fit all desks
- Fix to the back of desks

Aluminium Frame Return Screen Brackets for Mid Runs



CODE	Description	RRP
SBKT50	Screen mid run brackets	£33
SA-LINK-KIT	Screen linking kit	£33

- SBKT50 - Front mounting screen bracket
- SA-LINK-KIT - Rear mounting screen connector to rear desktop screens

Acrylic Screen Topper Brackets



CODE	Description	RRP
AHSB-SE	Screen topper bracket (single)	£40

- For use with acrylic screen topper, 300mm high
- For screen widths 18-30mm wide

Fixed Acrylic Screen Brackets



CODE	Description	RRP
AHSB-FX	Fixed desktop bracket (single)	£40

- For use with acrylic screens 700mm high
- Metal brackets/feet for stability

Free Standing Acrylic Screen Brackets



CODE	Description	RRP
AHSB-FS	Free standing bracket (single)	£40

- For use with acrylic screens 700mm high
- Metal brackets/feet for stability



Please add finish when ordering
eg. **AHSB-FS** in silver = **AHSB-FS-S**
(**SBKT50** and **SA-LINK-KIT** available in silver only)

SCREENS

SCREEN MATRIX

	Rear Screens								Return Screens			
Product	Vibe Elev8 ² Single (1000/1200/1400/1600)	Vibe Elev8 ² B2B (1200/1400/1600)	Vibe Desktop (800/1000/1200/1400/1600/1800)	Aluminium Fabric (800/1000/1200/1400/1600/1800)	Aluminium Glazed (800/1000/1200/1400/1600/1800)	Fabric Straight (800/1000/1200/1400/1600/1800)	Fabric Wave (800/1000/1200/1400/1600/1800)	Acrylic Desktop (800/1000/1200/1400/1600/1800)	Aluminium Fabric (785)	Aluminium Glazed (785)	Fabric Straight (800/1000/1200)	Fabric Wave (800/1000/1200)
Elev8² Single desks	✓ Bracket SUPPLIED		✓ Bracket SUPPLIED	✓ Order ARBK	✓ Order ARBK	✓ Bracket SUPPLIED	✓ Bracket SUPPLIED	✓ Bracket SUPPLIED	✓ Order ASBK	✓ Order ASBK	✓ Order ESRB	✓ Order ESRB
Elev8² Back-to-back desks		✓ Bracket SUPPLIED										
Adapt II Single desks	✓ Bracket SUPPLIED		✓ Bracket SUPPLIED	✓ Order AFSBK	✓ Order AGSBK	✓ Bracket SUPPLIED	✓ Bracket SUPPLIED	✓ Bracket SUPPLIED	✓ Order ASBK	✓ Order ASBK	✓ Order ESRB	✓ Order ESRB
Adapt II Back-to-back desks			✓ Bracket SUPPLIED	✓ Bracket EDELSB/ EDILSB	✓ Bracket EDELSB/ EDILSB	✓ Bracket SUPPLIED	✓ Bracket SUPPLIED	✓ Bracket SUPPLIED	✓*∞ Order ASBK	✓*∞ Order ASBK		
Fuze Single desks	✓ Bracket SUPPLIED		✓ Bracket SUPPLIED	✓ Order AFSBK	✓ Order AGSBK	✓ Bracket SUPPLIED	✓ Bracket SUPPLIED	✓ Bracket SUPPLIED	✓ Order ASBK	✓ Order ASBK	✓ Order ESRB	✓ Order ESRB
Fuze Back-to-back desks			✓ Bracket SUPPLIED	✓ Bracket EDELSB/ EDILSB	✓ Bracket EDELSB/ EDILSB	✓ Bracket SUPPLIED	✓ Bracket SUPPLIED	✓ Bracket SUPPLIED	✓* Order ASBK	✓* Order ASBK		
Connex Single desks	✓ Bracket SUPPLIED		✓ Bracket SUPPLIED	✓ Order ARBK	✓ Order ARBK	✓ Bracket SUPPLIED	✓ Bracket SUPPLIED	✓ Bracket SUPPLIED	✓* Order ASBK	✓* Order ASBK		
Connex Back-to-back desks			✓ Bracket SUPPLIED	✓ Order ARBK	✓ Order ARBK	✓ Bracket SUPPLIED	✓ Bracket SUPPLIED	✓ Bracket SUPPLIED	✓* Order ASBK	✓* Order ASBK		
TR10 Desks	✓ Bracket SUPPLIED		✓ Bracket SUPPLIED	✓ Order ARBK	✓ Order ARBK	✓ Bracket SUPPLIED	✓ Bracket SUPPLIED	✓ Bracket SUPPLIED	✓† Order ASBK	✓† Order ASBK	✓† Order ESRB	✓† Order ESRB
Vivo Desks			✓ Bracket SUPPLIED	✓ Order ARBK	✓ Order ARBK	✓ Bracket SUPPLIED	✓ Bracket SUPPLIED	✓ Bracket SUPPLIED	✓† Order ASBK	✓† Order ASBK	✓† Order ESRB	✓† Order ESRB
Maestro 25 Desks			✓ Bracket SUPPLIED	✓ Order ARBK	✓ Order ARBK	✓ Bracket SUPPLIED	✓ Bracket SUPPLIED	✓ Bracket SUPPLIED	✓† Order ASBK	✓† Order ASBK	✓† Order ESRB	✓† Order ESRB
Contract 25			✓ Bracket SUPPLIED	✓ Order ARBK	✓ Order ARBK	✓ Bracket SUPPLIED	✓ Bracket SUPPLIED	✓ Bracket SUPPLIED	✓ Order ASBK	✓ Order ASBK	✓ Order ESRB	✓ Order ESRB

✓ Recommended

✓ Compatible

* For return screen mid-runs use SBKT50 and SA-LINK-KIT

∞ Return screens not suitable for back-to-back desks with sliding tops

† Return screens not suitable for 600mm straight desks


SCREENS

FABRICS


Fabrics specified for their acoustic properties are ideal for wall coverings, suspended ceiling panels, desk mounted or free standing screens. The job of the fabric is to allow sound to pass through cleanly, or provide a degree of absorbency, which allows the specialist acoustic system behind to do what it needs to do.

Stocked

Supplier **Range**
Macflex Mac182



BLUE (B)




CHARCOAL (C)

Made to order

Band	Supplier	Range
A	Camira	Cara Carlow
B	Camira Inloom	Era 66 Fiji Bondai 170
C	Camira	Sonus Lucia
D	Camira	Blazer Lite Nexus
E	Camira	Synergy 170

Camira Cara Band A




EJ186 FAIR ISLE



EJ138 BLACK



EJ190 HILLSWICK




EJ180 CLUANIE



EJ076 PITLOCHRY

Inloom Bondai 170 Band B



4711



3705



6771




1708



8778

Camira Lucia Band C



YB097 BLUEBELL



YB156 MADURA



YB093 ARUBA




YB106 CALYPSO




YB088 SOLANO


Camira Blazer Lite Band D




LTH44 MOOD



LTH64 DAINTY



LTH55 HAPPY




LTH52 ASPIRE



LTH39 RETREAT


Camira Synergy 170 Band E




LDP54 REGARD



LDP56 KINSHIP



LDP85 SHARE



LDP45 SUMMON



LDP20 LEVEL

All made-to-order screen orders for non-screen fabrics are priced on application.

PRIVATE WORKING

ACOUSTIC SOLUTIONS

We are all born with an ability to focus. But as much as we would like to retain that skill forever, life itself proves to be very loud, colourful and sometimes just too interesting for us to be able to avoid distractions forever. Being able to concentrate is something we need to fight for, especially in open offices. And the best weapon for winning that fight is not stronger coffee or cooler office perks, it's offering your employees a real chance to focus.



STYLES



Acoustic
Hubs



Workstations



Shelving



Acoustics



SILEN PAGE 138




CHATBOX PAGE 144



PRIVA PAGE 150



FLUX PAGE 154



PIANO ACOUSTICS PAGE 160

SILEN

ACOUSTIC HUBS

Privacy can be difficult to find in a modern, open plan office. From the smallest hub, which is like a telephone booth and adequate for one person, to the largest which can accommodate groups, Silen can be adapted and customised to fit your own office requirements, creating multiple working zones in one place. Silen hubs are perfect dividers for work and relaxation areas, and you can just activate the wheels and roll your private retreat easily wherever you're in the mood.



PRODUCT SPECS

Speech privacy: ISO-23351, Air quality: SCS-EC10.3-2014 V4.0,
General safety: UL962 listed



Product
guarantee



Carbon
neutral

STYLES



Space 1



Space 2



Space 4



Space Max

FEATURES

Air circulation system with 25-30% more air flow than most competitors

Different colour configurations with up to 30 finish options

Easy to assemble and easy to move with hidden castors

Excellent sound absorbing qualities up to 43db quieter inside



S1

Telephone booth adequate for one person for a call or to work privately

S2

Space 2 is ideal for a smooth dialogue between colleagues or a quiet study room

S4

More space for ideas with a wide range of furniture options to maximise your interior space

SX

For thinking big with internal fabric and carpet options to suit your requirements



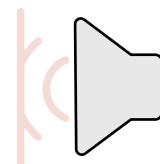
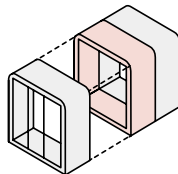
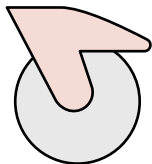
It's got wheels – for easy and quick relocation



It's modular – add separate modules



The best sound reduction up to 43dB quieter inside



EXTERIOR FINISHES



Black
RAL9011

Grey
RAL7035

White
RAL9003

Anti-bacterial Finishes



Custom Colour Finishes



Oak
RO015

Dark Oak
TH009

Veneer Finishes

SILEN

ACOUSTIC HUB - SPACE 1

2
WARRANTY
Years

silen


Privacy can be difficult to find in a modern, open plan office. Silen 1 puts your workspace to most efficient use by creating an island of silence in an open office. The phone booth has one of the largest interior footprints on the market, featuring a built-in laptop table with a ferrous metal back, this acoustic pod is perfect for individual work and phone calls.

Telephone booth adequate for one person for a call or to work privately

Use the retractable castors to move the hub and level with the adjustable feet

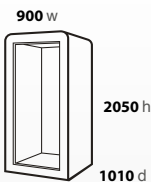
Silent ventilation with air flow of 27L/S – up to 25% more than competitors

Ideal for a stool to make uninterrupted phone and video calls



Specification

Internal Dimensions




Weight



Sound Insulation



Air Circulation



Power



CODE	W	D	H	STANDARD	CUSTOM	VENEER
S1	900	1010	2050	£19,000	£21,000	£23,000

STANDARD



Black
RAL9011



Grey
RAL7035



White
RAL9003

CUSTOM



30 custom exterior finishes available

VENEER



Oak
RO015



Dark Oak
TH009



SILEN

ACOUSTIC HUB - SPACE 2



silen

The ability to create a mix of diverse workspaces means that an organisation can create balance for its workers, thereby optimising their potential productivity and output. Silen 2 is a stylish interior space element that separates the high focus work area from its more relaxed cousins. A perfect fit for a focused work session for two but can fit up to four people with no hassle.

Space 2 is ideal for a smooth dialogue between colleagues or a quiet study room

Up to 43dB lower inside with laminated, acoustic sound control 13mm glass

Supplied with power module of UK plug and USB as standard

Ideal for large chairs and a table for informal chats

Specification

Internal Dimensions

2200 w

2050 h

1160 d

Weight

KG

670kg

Sound Insulation

43dB

Air Circulation

More than 85 L/S

Power

UK socket & USB



CODE	W	D	H	STANDARD	CUSTOM	VENEER
S2	2400	1220	2290	£37,000	£40,000	£42,000

STANDARD



Black
RAL9011



Grey
RAL7035



White
RAL9003

CUSTOM



30 custom exterior finishes available

VENEER



Oak
RO015



Dark Oak
TH009

SILEN

ACOUSTIC HUB - SPACE 4

2
Years
Warranty

silen

Acoustic hubs can be adapted and customised to fit your own office requirements, creating multiple working zones in one place. Silen 4 cosily fits four and up to eight people for an efficient brainstorming session or for a longer meeting that requires everyone to be on the same wavelength. Just activate the wheels and roll your workplace easily wherever you are in the mood.

More space for ideas with a wide range of furniture options to maximise your interior space

Motion activated 20W LED lighting that's energy efficient and helps your eyes perform at their best

UL 962 quality standard is recognised and is a highly trusted safety and quality symbol

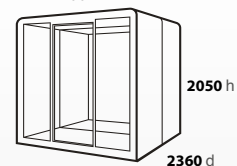
Ideal for 2 sofas and a table, or meeting table and chairs for up tp 8 people



Specification

Internal Dimensions

2200 w




Weight



Sound Insulation



Air Circulation



Power



CODE	W	D	H	STANDARD	CUSTOM	VENEER
S4	2400	2420	2290	£53,000	£58,000	£60,000

STANDARD



Black
RAL9011



Grey
RAL7035



White
RAL9003

CUSTOM



30 custom exterior finishes available

VENEER



Oak
RO015



Dark Oak
TH009



2
WARRANTY
Years

SILEN
SPACE MAX

silen

It is increasingly important for employers to be able to create different zones for different types of work and each has a different acoustic requirement. Silen 6 comes with plenty of room for creative teams and working groups to embark on wild idea expeditions. The modular structure also means that you can quickly change your space size when you need it.

For thinking big with internal fabric and carpet options to suit your requirements

Shipped flat-packed in a crate with quick installation from our experienced team

Available with covid-secure anti-bacterial options and designed with your safety in mind

Ideal for meeting table with chairs for a group meeting or presentation

Specification

Internal Dimensions

2600 w

2360 h

2290 d

Weight

KG 1500kg

Sound Insulation

41dB

Air Circulation

More than 155 L/S

Power

UK socket & USB



CODE	W	D	H	STANDARD	CUSTOM	VENEER
SX	2800	2420	2290	£55,000	£60,000	£63,000

STANDARD



Black
RAL9011



Grey
RAL7035



White
RAL9003

CUSTOM



30 custom exterior finishes available

VENEER



Oak
RO015



Dark Oak
TH009

CHATBOX

ACOUSTIC HUBS

Every open space deserves a Chatbox for deep work, private calls or a creative session. The flexibility within Chatbox hubs allows inviting areas to be created which can be specially designed to work in conjunction with existing office furniture, accessories and ancillary products, forming an enclosed space where people can withdraw themselves from the noise within the office. A space to retreat, think and evolve.



CHATBOX BY SILEN

PRODUCT SPECS

General safety: UL962, Fire resistance: ASTH E84



Product
guarantee



Carbon
neutral

STYLES



Single



Double



Quattro

FEATURES

Abundant natural LED light with a low power consumption

Everything you need for a productive private conversation

Sleek, modern design with an exterior in painted sheet metal

Superior soundproofing with a silent ventilation system and fresh indoor climate



CBX-1

For a private conversation or a space to focus on your own



CBX-2

Perfect for 1-1 meetings and small brainstorm sessions in comfort and silence



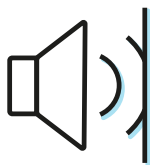
CBX-4

A private space for meetings in the middle of an open plan office



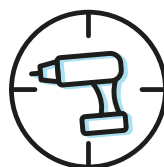
Sound proofing

Chatbox acoustic hubs are up to 34dB lower than outside the hubs when measured on-site.



Easy to assemble

Installation takes only 1 hour for Chatbox single, 2 hours for Duo and 3 hours for Quattro.



Replaceable sides


Painted sheet metal side panels are attached with magnets so can be replaced for a fresh new look



EXTERIOR FINISHES



Black



White




Chrome Green
RAL6020



Mint Turquoise
RAL6033



Ochre Yellow
RAL1024



Quartz Grey
RAL7039


(CBX-1 only)



Red Violet
RAL4002



Sapphire Blue
RAL5003



Whiteboard White
RAL9003

CHATBOX

SINGLE

2
WARRANTY
Years

CHATBOX BY SILEN

Designed and developed by industry-leading acoustic experts, the Chatbox telephone booth is adequate for one person and they are the perfect peaceful environment for phone calls away from the noise and distraction. The sleek, modern design is carefully crafted to provide impeccable form, function, design and durability, offering next generation privacy for a new normality.

Everything you need for a private conversation or a space to focus on your own

Supplied with shelf with optional whiteboard and tv bracket

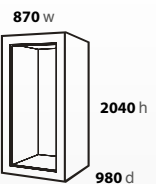
Finished in recycled echo-free grey fabric and carpet for superior soundproofing

Silent ventilation and a fresh indoor climate to support a focused mind



Specification

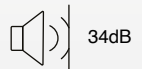
Internal Dimensions



Weight



Sound Insulation



Air Circulation



Power



CODE	DESCRIPTION	W	D	H	STOCKED	MTO 1	MTO 2
CBX-1	Phone booth	1000	1000	2227	£11,000	£11,000	£12,500

STOCKED



Black (K)

MTO 1

5-6 week lead time



White (WH)

5-6 week lead time



Chrome Green (CG)



Mint Turquoise (MT)



Ochre Yellow (OL)



Quartz Grey (QG)



Red Violet (RV)



Sapphire Blue (SB)



Whiteboard White (WBW)

Please add exterior finish when ordering eg. **CBX-1** in Black = **CBX-1-K**



CHATBOX

DUO



CHATBOX BY SILEN

In the long-term, multi-functional spaces will be the reason why people enjoy coming into the office. These are the spaces where people can work according to their own needs and preferences. Chatbox Duo offers a private meeting room in an instant, helping people to connect, collaborate and focus in private. A silent space for creativity to flourish - Duo the box, duo the fun!

Perfect for 1-1 meetings and small brainstorm sessions in comfort and silence

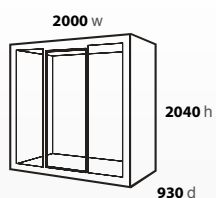
Handle on left or right hand side with 8mm thick glass for superior acoustic quality

High-quality design with abundant natural LED light with a low power consumption

Easy to assemble with black and white sheet metal exterior options

Specification

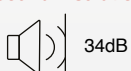
Internal Dimensions



Weight



Sound Insulation



Air Circulation



Power



CODE	W	D	H	STOCKED	MTO
CBX-2	2130	1030	2227	£20,000	£20,000

STOCKED



Black (K)

MTO

5-6 week lead time



White (WH)



Grey interior fabric

Please add exterior finish when ordering eg. CBX-2 in White = CBX-2-WH

CHATBOX

QUATTRO

2
WARRANTY
Years

CHATBOX BY SILEN

Acoustic hubs can be adapted and customised to fit your own office requirements, creating multiple working zones in one place. Chatbox Quattro cosily fits four and up to six people for an efficient brainstorming session or for a longer meeting that requires everyone to be on the same wavelength. More space for ideas with a wide range of furniture options to maximise your interior space.

A private space for meetings in the middle of an open plan office

Add a UK plug socket and USB charging port for them all important meetings

Recycled echo-free grey fabric and carpet for superior soundproofing

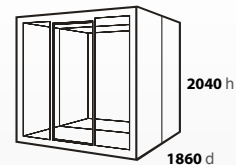
Silent ventilation and a fresh indoor climate to support a focused mind



Specification

Internal Dimensions

2000 w



Weight

KG 980kg

Sound Insulation

34dB

Air Circulation

More than 85 L/S

Power

UK socket & USB

CODE	W	D	H	MTO
CBX-4	2130	1940	2220	£35,000

MTO

5-6 week
lead time



Black (**K**)



White (**WH**)



Grey interior fabric

Please add exterior finish when ordering eg. **CBX-4** in Black = **CBX-4-K**

Customise your Hub

SINGLE



Pick out a stylish stool to make your calls even more comfortable



Add a whiteboard or a TV bracket for a private conference call

Accessories

CODE	DESCRIPTION	W	D	H	MTO
CBX1-WB	Whiteboard	700	25	750	£200
CBX1-TV	TV bracket	175	50	175	£1000

DUO



Have a quick informal chat with some Groove stools and a Figaro coffee table



Why not turn privacy into productivity with a workstation and chair

QUATTRO



Gather the team around with 4 Jude lounge chairs and central coffee table



Add custom sofas with a fixed table for informal meetings

PRIVA WORKSTATIONS

PRIVATE WORKING

Highly relevant in today's modern open plan offices, Priva workspaces are designed for those moments where personal space is required to focus on tasks with minimal noise and distraction. The solo booths are a great place for individuals to seek refuge away the busy, hectic office environment by creating a compact, secluded working area which is sometimes needed for a period of intensive work or concentration to finish off the job in hand.



PRODUCT SPECS



Product
guarantee



Designed &
manufactured

STYLES



Rectangles



Angles

FEATURES

Design can be easily extended with numerous configurations to suit any layout

Retreat offering visual and acoustic privacy in open plan office environments

Ideal for private phone calls or as a quiet place to work for focused tasks

Square, hub, triangle and hexagonal shaped workstations

PRV-WS03R

Find visual and acoustic privacy with the Priva Workstations



PRV-WS03R

Right hand & left hand options available



PRV-WS03A

Create interesting office layouts with Priva Angles

FABRIC FINISHES



5 weeks
lead time

PRIVA

WORKSTATIONS - RECTANGLES

2
WARRANTY
Years



Too much interaction and not enough privacy has become a real issue for employees who need to concentrate or just take a break during the working day. Priva workstations bring a new level of flexibility to the office with versatile, individual cubicles to suit all working styles. Priva Rectangles are high tiered square booths designed to provide a high level of acoustic and visual privacy.

Rectangular workstation pods available in 2 sizes with a study pod ideal for concentrated work

Retreat offering visual and acoustic privacy in open plan office environments

Individual workspaces which can be arranged in a dynamic configuration

Available in two-tone fabrics and ideal for a bustling, busy office by reducing sharp corners



CODE	DESCRIPTION	W	D	H	Band A	Band B	Band C	Band D	Band E
PRV-WS01R	Study rectangular	1200	1500	1500	N/A	N/A	N/A	£3250	£3450
PRV-WS02R-R	Right hand rectangular	1200	1800	1500	N/A	N/A	N/A	£4000	£4200
PRV-WS02R-L	Left hand rectangular	1200	1800	1500	N/A	N/A	N/A	£4000	£4200
PRV-WS03R-R	Right hand large rectangular	1400	2000	1500	N/A	N/A	N/A	£4500	£4700
PRV-WS03R-L	Left hand large rectangular	1400	2000	1500	N/A	N/A	N/A	£4500	£4700

MTD

6 week
lead time





PRIVA

WORKSTATIONS - ANGLES

The loss of private space and an inability to concentrate in an open plan work area has inspired the design of the Priva angles workstations which can be configured to specific needs and support individual work zones. The rich repertoire of geometric shapes can be positioned to suit defined spaces, allowing individuals to concentrate and complete focused tasks in a private space within the workplace environment.

Angled workstation pods available in 2 sizes with a study pod ideal for concentrated work

Design can be easily extended with numerous configurations to suit any office layout

Individual workspaces which can offer more enclosed privacy when arranged the right way

Angles workstations break the traditional "square-cube" stereotype and add a fresh look to the office



CODE	DESCRIPTION	W	D	H	Band A	Band B	Band C	Band D	Band E
PRV-WS01A	Study angular	2000	1000	1500	N/A	N/A	N/A	£2900	£3100
PRV-WS02A-R	Right hand hexagonal	1600	1800	1500	N/A	N/A	N/A	£3800	£4000
PRV-WS02A-L	Left hand hexagonal	1600	1800	1500	N/A	N/A	N/A	£3800	£4000
PRV-WS03A-R	Right hand large hexagonal	1800	2000	1500	N/A	N/A	N/A	£4100	£4300
PRV-WS03A-L	Left hand large hexagonal	1800	2000	1500	N/A	N/A	N/A	£4100	£4300

MTO

6 week
lead time



FLUX

PRIVATE WORKING

The Flux modular shelving system epitomises the future of adaptable, modern design. Flux has a capacitor for an infinite number of layout options and shapes to help create work zones in any space to promote privacy or transparency as needed. The crisp, clean aesthetic of the black frame allows you to break up the workplace landscape while bringing together a wide range of complementary components and products – and, never compromising on design.



PRODUCT SPECS



Product
guarantee



Designed &
manufactured

RANGE



Single



Double



Triple



Accessories

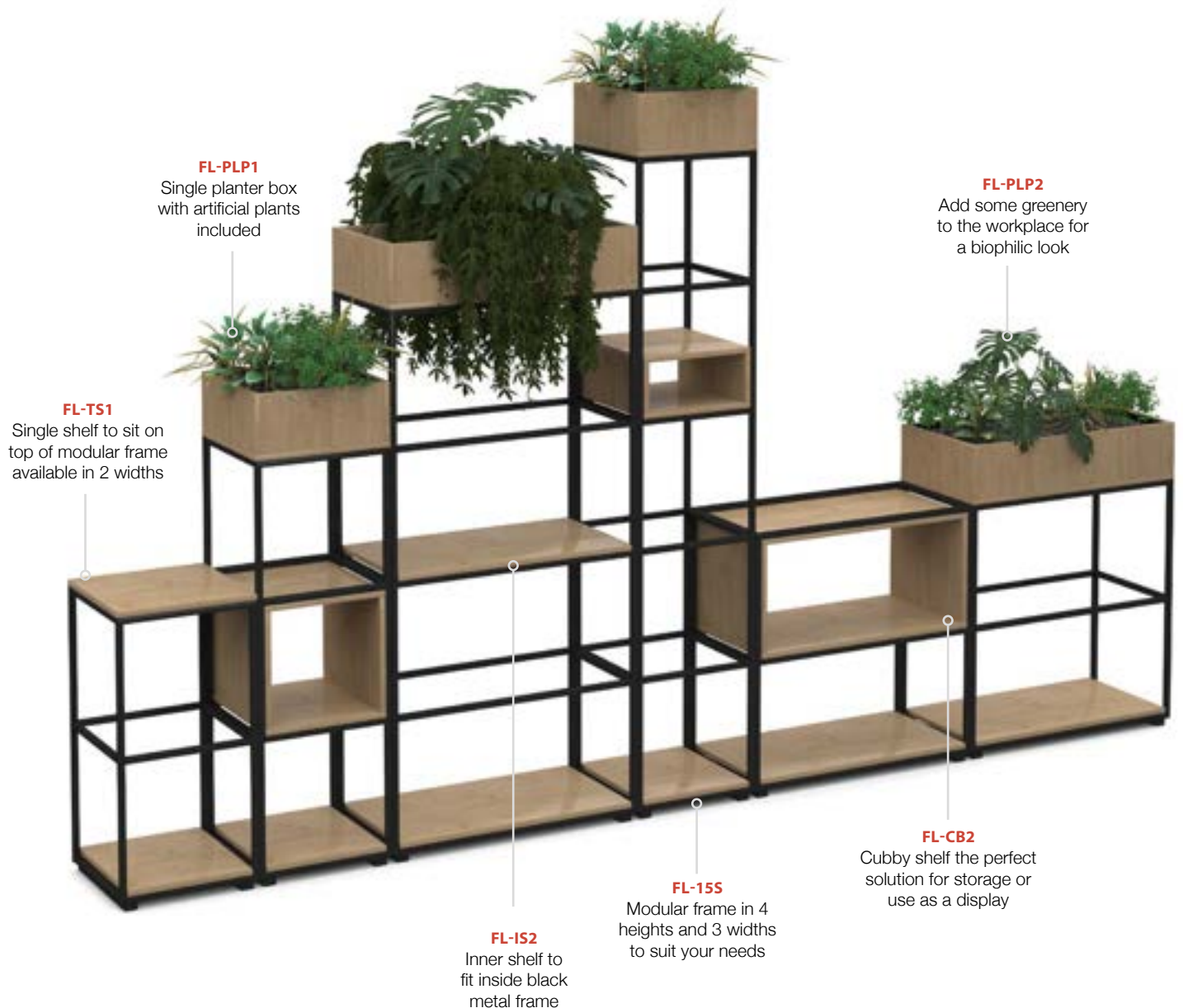
FEATURES

Configured in an infinite number of ways to suit any space

Modular grid based shelving/storage system for adaptable, flexible spaces

Fully welded frame construction for easy installation & added strength

Wooden add-ons and inserts in a selection of finishes and styles




FRAMES




Black
Steel

WOOD FINISHES

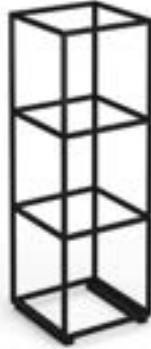
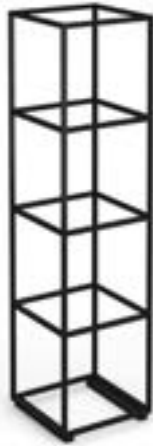
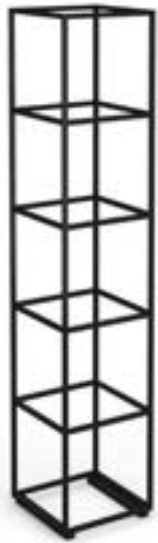


Grey Oak
(GO)



Kendal Oak
(KO)

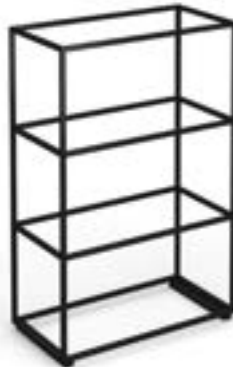
Single Starter Units



CODE	W	D	H	RRP
FL-12S	420	420	845	£370
FL-13S	420	420	1245	£470
FL-14S	420	420	1645	£580
FL-15S	420	420	2045	£660

- Two and three high tower units supplied with 1 linking bracket
- Four and five high tower units supplied with 2 linking brackets

Double Starter Units



CODE	W	D	H	RRP
FL-22D	820	420	845	£420
FL-23D	820	420	1245	£550
FL-24D	820	420	1645	£660
FL-25D	820	420	2045	£740

- Two and three high tower units supplied with 1 linking bracket
- Four and five high tower units supplied with 2 linking brackets

Linking Brackets

The Flux Capacitor

Each Flux configuration starts with a starter unit – which can be single or double wide and up to 5 high.

Then simply add your add-on units & accessories to suit your needs.



CODE	DESCRIPTION	W	D	H	RRP
FL-BKT-LNK	Linking bracket	380	40	5	£25

- Linking bracket to connect Flux units together
- Add additional brackets to large configurations for increased stability



*Bracket highlighted for illustration purposes only



Black Steel

FLUX

THE CAPACITOR FOR STORAGE



Accessories

Build your frames and add your accessories to meet your personal requirements.

Please note:
Single units are also supplied for 90° corner fixings

Inner Shelves



CODE	DESCRIPTION	W	D	H	RRP
FL-IS1	Single	380	420	25	£50
FL-IS2	Double	780	420	25	£70

- Single or double shelf to sit inside black steel frame
- Add some storage and a new dimension to flux storage units

Cubbies



CODE	DESCRIPTION	W	D	H	RRP
FL-CB1	Single	380	420	380	£110
FL-CB2	Double	780	420	380	£130

- Single or double cubby unit to sit inside black steel frame
- Create the perfect storage solution or display

Planters



CODE	DESCRIPTION	W	D	H	RRP
FL-PL1	Single	420	420	195	£160
FL-PL2	Double	820	420	195	£190

- Single or double planter box to sit on black steel frame
- Featuring an area in the top for plants or standing pots

Top Shelves



CODE	DESCRIPTION	W	D	H	RRP
FL-TS1	Single	420	420	25	£60
FL-TS2	Double	820	420	25	£75
FL-TS3	Triple	1220	420	25	£85

- Single or double shelf to sit on top of black steel frame
- Ideal for storage or showing off items

Cubby Shelf



CODE	DESCRIPTION	W	D	H	RRP
FL-CS1	Single	380	420	195	£105

- Half cubby unit to sit inside black steel frame
- Tidy away messy items and accessories on stylish cubby shelves

Planters with plants



CODE	DESCRIPTION	W	D	H	RRP
FL-PLP1	Single	420	420	195	£270
FL-PLP2	Double	820	420	195	£425

- Single or double planter box complete plants to sit on black steel frame
- Add some greenery to the workplace for a biophilic look



Grey Oak (GO) Kendal Oak (KO)

Please add finish when ordering eg. **FL-IS1** in Grey Oak = **FL-IS1-GO**

Triple Unit with Seat



Triple Unit with Media Unit



*Rear whiteboard

*Front TV bracket



CODE	W	D	H	Band A	Band B	Band C
FL-SM3	1220	420	2045	£1200	£1400	£1600

- Triple wide 5 high tower unit with central cut away
- Padded seat and sides in made to order fabric

Cube Seating



CODE	W	D	H	Band A	Band B	Band C
FL-SC1	380	420	380	£220	£230	£240

- Fully upholstered cube seat to fit inside frames
- Colourful, modern addition to enhance any workspace

CODE	DESCRIPTION	W	D	H	RRP
FL-MM3	Triple with media	1220	420	2045	£1400

- Triple wide 5 high tower unit with two sided media unit
- Media unit with cable management for TV & whiteboard on reverse side

Locker



CODE	DESCRIPTION	W	D	H	RRP
FL-BLD1	Single	380	420	380	£230

- Fully lockable locker unit to fit inside frame
- Keep valuables and technology safe and secure



Grey Oak (GO) Kendal Oak (KO)

Please add finish when ordering eg. **FL-BLD1** in Grey Oak = **FL-BLD1-GO**



Flux specification guide



Versatility is essential in today's ever evolving workplace, and thanks to Flux's modular design there are limitless possibilities for the creation of collaborative, agile and flexible work zones. Create the perfect storage solution with the addition of wooden components to add a new dimension.

You can easily build, adapt, re-shape and add to your Flux set up so it will always be the perfect fit for your space. Flux modular shelving makes the most of its compact footprint by reaching skyward and creating five levels of stylish, functional storage space, making it a fitting addition to any workspace.

PIANO ACOUSTICS

PRIVATE WORKING

Acoustics are essential in making our surroundings enjoyable by minimising noise, controlling reverberations and general improving the quality of the acoustic environment. Piano Acoustics provide open plan offices and breakout spaces with multiple levels of acoustic absorption which are not only colourful and modern additions to the office aesthetics, but are also pertinent to the task at hand in each area.



PRODUCT SPECS



Product
guarantee



Designed &
manufactured

MADE TO ORDER





PIANO SOLO [PAGE 162](#)



PIANO TILES [PAGE 163](#)



PIANO CHORDS [PAGE 164](#)



PIANO SCALES [PAGE 165](#)


FINISHES




Dark Blue
(DB)



Dark Green
(DN)



Dark Grey
(DG)




Silver Grey
(SG)



Orange
(O)



Red
(R)



Yellow
(Y)

PIANO ACOUSTICS

PIANO SOLO

5
WARRANTY
Years



The Piano Solo phone booth provide workers with a private acoustic space to make personal phone calls or one-to-one video conferencing. These sturdy single person pods come complete with a standing height table top which provides space for laptops or notebooks if necessary. Piano Solo is designed to keep noise from the outside out, while also enclosing the user to prevent them from distracting others.

Offers a high degree of personal privacy with acoustic properties

Ideal when making phone calls and video conferencing away from the desk

Solves the lack of private areas in noisy open plan offices offering privacy

Specifically designed to enhance acoustic comfort in the workplace



CODE	W	D	H	MTD
PSB1	1200	1000	2150	£6500

6 week
lead time



Dark Blue (DB)

Dark Green (DN)

Dark Grey (DG)

Silver Grey (SG)

Orange (O)

Red (R)

Yellow (Y)

Please add interior finish when ordering eg. **PSB1** in Red = **PSB1-R**

MTD



PIANO ACOUSTICS

PIANO TILES - WALL



SQUARE

CODE	W	D	H	Band A	Band B	Band C
PWS-25-1	595	25	595	£202	£217	£225
PWS-50-1	595	50	595	£231	£247	£257
PWS-25-2	1195	25	1195	£374	£401	£416
PWS-50-2	1195	50	1195	£402	£432	£448

RECTANGLE

CODE	W	D	H	Band A	Band B	Band C
PWR-25-1	595	25	295	£145	£155	£162
PWR-50-1	595	50	295	£173	£186	£193
PWR-25-2	795	25	395	£184	£198	£205
PWR-50-2	795	50	395	£207	£222	£231
PWR-25-3	1195	25	595	£219	£235	£243
PWR-50-3	1195	50	595	£242	£260	£270

TRIANGLE

CODE	W	D	H	Band A	Band B	Band C
PWT-25-1	595	25	595	£202	£217	£225
PWT-50-1	595	50	595	£219	£235	£243
PWT-25-2	1195	25	1195	£374	£401	£416
PWT-50-2	1195	50	1195	£402	£432	£448

HEXAGON

CODE	W	D	H	Band A	Band B	Band C
PWH-25-1	595	25	415	£242	£260	£270
PWH-50-1	595	50	415	£276	£296	£307
PWH-25-2	1195	25	1035	£402	£432	£448
PWH-50-2	1195	50	1035	£458	£492	£510



Our Piano Tiles for walls are modular, acoustic panels are the decorative solution to sound control needs in any office, education or retail environment. Available in four shapes in a choice of colours and thicknesses, Piano wall tiles can turn an empty wall space into a creative work of art which not only looks aesthetically pleasing but also provides excellent acoustic performance.

Can be mixed and matched to create unique patterns and finishes

Lightweight and easy to install using heavy duty Velcro strips

Excellent acoustic & sound absorption properties with multiple configuration

Ideal to add some colour to open plan offices, education and commercial interiors

MTD

5 week
lead time



PIANO ACOUSTICS

PIANO CHORDS

5
WARRANTY
Years




The simplistic beauty of the Piano Chords hanging acoustic panels is that they are available in five unique natural and geometric designs with a selection of colours, styles, and endless design possibilities. Piano Chords are hung from the ceiling with brackets and act as a dividing curtain to provide the necessary combination of sound absorption and attenuation to control noise in interior environments.

Can be mixed and matched to create unique designs and add colour

Lightweight and easy to fit to ceilings with supplied fittings

Seamless combination of acoustics and aesthetics with 5 pattern options

Ideal for absorbing sound in open plan office environments



REFLECTION

CODE	W	D	H	QTY	MTO
PC126-R	600	12	1200	4	£1535
PC2412-R	1200	12	2400	1	£1351

EBONY

CODE	W	D	H	QTY	MTO
PC126-E	600	12	1200	4	£1535
PC2412-E	1200	12	2400	1	£1351

BYGONE

CODE	W	D	H	QTY	MTO
PC126-B	600	12	1200	4	£1535
PC2412-B	1200	12	2400	1	£1351

SHATTER

CODE	W	D	H	QTY	MTO
PC126-S	600	12	1200	4	£1535
PC2412-S	1200	12	2400	1	£1351

UNION

CODE	W	D	H	QTY	MTO
PC126-U	600	12	1200	4	£1535
PC2412-U	1200	12	2400	1	£1351

6 week
lead time



Please add finish when ordering eg. PC126-B in Orange = PC126-B-O



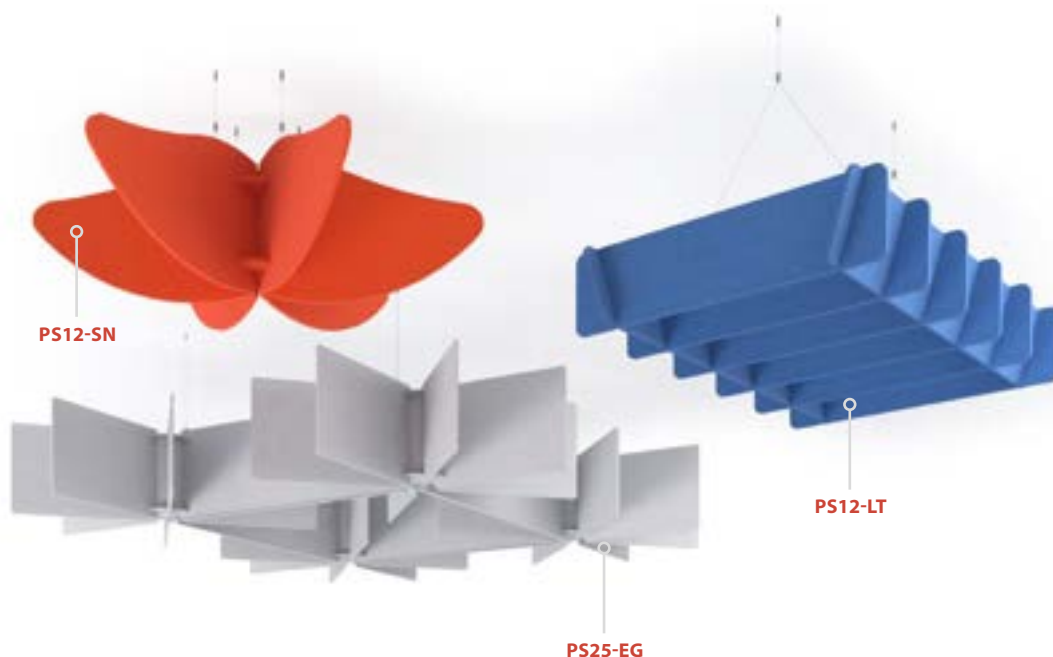
Piano Scales are a range of suspended acoustic panels of various sizes and shapes that can be used in various combinations to improve the quality of the acoustic environment. Ideal for meeting rooms and dining areas, Piano Scales are a modern and interesting addition to any space, designed with functionality in mind to reduce reverberated noise and minimise factors that disturb meetings and get-togethers.

Lightweight and easy to fit to ceilings with supplied fittings

Available in a wide range of colour options to suit any interior decor

Environmentally-friendly and manufactured from minimum 65% recycled material

Ideal for absorbing sound in meeting spaces and boardrooms



SUN

CODE	W	D	H	MTO
PS12-SN	1200	1200	300	£1351

ECHO GRID

CODE	W	D	H	MTO
PS25-EG	2500	2500	300	£1413

LATTICE

CODE	W	D	H	MTO
PS12-LT	1200	800	300	£1168
PS24-LT	2400	800	300	£1535

MTO

6 week
lead time



Dark Blue (DB) Dark Green (DN) Dark Grey (DG) Silver Grey (SG) Orange (O) Red (R) Yellow (Y)

Please add finish when ordering eg. **PS12-LT** in Silver Grey = **PS12-LT-SG**

ACCESSORIES

OFFICE ESSENTIALS

Enhance your office furniture with our range of high quality accessories which will add the finishing touches to any office environment. With smart solutions designed to customise your workstation to your needs and for powering and getting data to your workstations whilst leaving them free from trailing cables, we have everything you need to promote a more organised work space.



PRODUCT SPECS



Product
guarantee

STYLES



Desk
Accessories



Cable
Accessories



Office
Accessories



Seating
Accessories

FEATURES

Monitor arms creating the perfect screen position for each individual user

Strong and practical CPU holders mount beneath the work surface


Cable management solutions prevent cluttered cables on the floor

Coat stands are handy for hanging personal items including umbrellas




STOCKED FINISHES

(Selected products)



Black
(K)



Silver
(S)



White
(WH)

LUNA

MONITOR ARMS

1
WARRANTY
Year



The Luna range of single and double monitor arms are designed to enhance maximum flexibility of the office environment, ensuring user comfort when using the screen. The well-being of employees in the office space is becoming more vital, and the number one cause of lower neck pain is due to incorrect monitor positions, allowing users to work in a more comfortable position.

Supplied with desk clamp fitting to fit on the back of desks

One touch height adjustment with quick removable, VESA mounting plate

Rotating the monitor holders allows landscape or portrait positioning

Quick, easy installation arms come complete with clips for cable management

Specifications



Each arm



Each arm



CODE	DESCRIPTION	RRP
LSMARM	Luna single flat screen monitor arm	£90
LDMARM	Luna double flat screen monitor arm	£150



Black
(K)



Silver
(S)



White
(WH)



TRITON

GAS LIFT MONITOR ARMS




Specifications



Single



Double



Each arm



Triton monitor arms have a gas spring hovering system to provide smooth and effortless adjustments which can be tailored to the user's exact needs, allowing them to sit more comfortably. The space-saving design of the double arm allows both monitors to be positioned adjacent to each other and at the back of the desk allowing the user more space to work, with a handy built-in USB port.

Supports clamp or grommet installation with discreet cable management

High-quality ball joint tilts and quick-release VESA plate for easy adjustment

Gas spring hovering system adjusts monitor height with 90° to 15° tilt range

Double monitor arm has space-saving gas spring arm with built-in USB port

CODE	DESCRIPTION	RRP
TGSMARM	Triton single flat screen monitor arm	£195
TGDMARM	Triton double flat screen monitor arm	£285



Black
(K)



Silver
(S)



White
(WH)

NEON

UNDER DESK CPU HOLDER

1
Year
Warranty



The practical Neon CPU holder is easy to install and easily accessible, protecting the valuable computer equipment from damage and dust, in addition to keeping the CPU off the floor or desk, saving work surface and leg space. Available in silver and white, Neon CPU holders have a unique captive foot making them suitable for CPU's of various sizes, with better access to cables and ports.

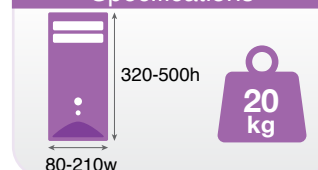
Under desk CPU holder for use on 25mm thick desktops

Height adjustment to fit computer towers from 320mm to 500mm

Width adjustment for 50-77mm, 100-110mm or 128-210mm CPU's

Holds CPU's with a weight capacity up to 20Kg

Specifications



CODE	DESCRIPTION	W	D	H	RRP
NECPU	Neon under desk CPU holder	130	250	320-500	£110



1
WARRANTY
Year

HALO

LARGE 4 SIDED CPU HOLDER



Specifications



285-520h

20.5
kg

130-210w

Our extremely durable Halo 4-sided CPU holder mounts beneath the work surface to elevate the computer off the floor and protects it from dirt, dust, and accidental kicking or moving. There is convenient access to ports and cables, quick and easy installation and removal, and an under-desk track mount on a swivel with 180° rotation with height and width adjustment that fits a variety of CPU's.

No more reaching around the CPU, simply spin around to see what you're looking for

Protective padding included to better protect the CPU from scratches or damage

Under-desk installation saving more space and keeping your CPU dust-free

Heavy duty and durable steel CPU mounting bracket



CODE	DESCRIPTION	W	D	H	RRP
HLCPU	Halo large under desk CPU holder	240	120	210-520	£120



Black
(K)



Silver
(S)



White
(WH)

SORA

HEIGHT ADJUSTABLE DESK CONVERTER

1
YEAR
WARRANTY



Convert an existing desk to a standing desk with our desk converter which offers an easy transition from a comfortable sitting position to a standing one. The monitor riser allows simple and smooth adjustments thanks to the gas spring lift which allows for any height setting within the range, and the separate keyboard and mouse deck adjusts to elevate the screen – keeping it at eye level.

Turns a regular desk into a standing desk without having to replace the desk

Smooth height adjustment and quick-release, with removable keyboard tray

Work surface size of 880 x 415mm with a keyboard tray size 880 x 308mm

Allows the user to sit, stand, and incorporate movement into the working day

Specifications



120-505mm
Height range



CODE	DESCRIPTION	W	D	H	RRP
SHAW	Sora height adjustable sit stand desk converter	880	385	120-505	£410



Black
(K)



Enhance your office furniture with our range of cable management solutions which will add the finishing touches to any office environment.

With smart solutions designed to customise your work area to your needs and for powering and getting data to your workstations whilst leaving them free from trailing cables, we have everything you need to promote a more organised work space.

Drop down silver cable management tray in 4 sizes with plastic end covers

Specify cable tray sizes shorter than the desk size e.g. use WB1400-S with a 1600mm desk

Cable spines are a simple attractive solution to carry cables from floor to desk 760mm long

Unique cable spine rotating desk fixing with oval shaped segments and large weighted base



CABLE TRAY

CODE	USAGE	W	D	H	RRP
WB0800	Fits 1000 wide desk	800	200	100	£87
WB1000	Fits 1200 wide desk	1000	200	100	£94
WB1200	Fits 1400 wide desk	1200	200	100	£105
WB1400	Fits 1600 wide desk	1400	200	100	£109

CABLE SPINE

CODE	W	D	H	RRP
ROSP	80	80	760	£75



Silver
(S)



Black
(BL)



Grey
(GR)



Opaque
(OP)

ACCESSORIES

COAT & UMBRELLA STANDS



Keep the office free from clutter with a place to store coats, hats, bags and umbrellas with our versatile and stylish coat and umbrella stands. A good coat stand helps keep things organised for the whole office and keeps other essentials out of the way too, with plenty of hooks, at a range of heights and at different sizes, meaning there is a coat and umbrella stand for everyone and everything.

Wide clothing friendly hooks complete with large splayed bases for stability

3 designs in different finishes and styles all easy to assemble with no tools required

Handy for storing personal items instead of bundling coats into a cupboard

Plenty of space with an area to store umbrellas if the weather turns bad



CODE	W	D	H	RRP
PMC001	470	470	1720	£110
PMC002	450	450	1730	£140
PMC003	450	450	1730	£105



Grey
(PMC001)



Black/Chrome
(PMC002)



Black
(PMC003)

ACCESSORIES

SEATING PARTS

Nylon 5 Star Base



CODE	DESCRIPTION	RRP
BAS01	5 star base	£60

- Strong and durable nylon 5 star base
- 635mm diameter suitable for majority of chairs

Replacement gas stem



CODE	DESCRIPTION	RRP
GAS01	Gas stem	£50

- Black 9" gas stem which is simple to replace
- Class 3 certified in black

Soft Castor



CODE	DESCRIPTION	RRP
CAS01	5 soft castors	£22

- Soft edge castors with 50mm diameter
- Ideal for use on hard flooring

Chrome 5 Star Base



CODE	DESCRIPTION	RRP
BAS02	5 star base	£90

- Strong, scratch resistant chrome 5 star base
- 635mm diameter suitable for majority of chairs

Glides



CODE	DESCRIPTION	RRP
GLD01	5 glides	£25

- Simple to replace and prevents chair from moving
- Ideal for educational environments

Brake Loaded Castor



CODE	DESCRIPTION	RRP
CAS02	5 brake loaded castors	£22

- Castor locks when weight is applied
- 50mm diameter



Black



Chrome

POWER & DATA

ACCESSORIES & GADGETS

Today the world is fast-paced and ever-changing, and the modern office is now a home to some of the most advanced technology you'll see anywhere. Furniture and equipment that allows quick set-up and connections is a high priority so employees can take their electrical devices with them and pick up where they left off in another working area, reaping the benefits of a more connected, advanced working environment.



PRODUCT SPECS

BS EN63096:2008, BS EN5733,
BE EN7671 (selected products)



Product
guarantee



Manufactured
in the UK

STYLES



Clip-on



Multi Surface



On Surface



Panel Mounted



In Surface



CHROMA PAGE 178



HUBBLE PAGE 179



PHASE PAGE 180



CLUSTER PAGE 181



PIXEL PAGE 182



ION PAGE 183



PLUTO PAGE 184



INCA PAGE 185



PROTON PAGE 186



AERO PAGE 187



ECLIPSE PAGE 188



THOLUS PAGE 189

MODULAR COMPONENTS



UK FUSED SOCKET

The standard and instantly recognisable UK 3-pin plus socket compliant with the British Standard BS 1363



USB FAST CHARGE (A&C CONNECTORS)

USB-C port, for enhanced charging of phones and tablets, plus the original USB-A for charging legacy devices




RJ45 SOCKETS

RJ45 is a standardised physical network interface for connecting telecommunications or data. Twin terminals for attaching CAT6 cable



HDMI SOCKET

HDMI (high definition multimedia interface) is a socket and plug interface that is used to transmit both audio and video digital data



Chroma power modules offers power when you need it via its selection of smart charge and power socket ports which allows the user to connect various devices quickly and efficiently. The stylish Chroma power module is designed for use in office and educational establishments to clamp on to the back of tables and desks and is available in black and white with circular socket apertures.

Excellent clamping fixtures with top and bottom fix options available

A practical and stylish addition to clip on to any desktop

Black & white units with 30 and 60 degree positioning

Manufactured and tested in accordance with BS6396:2008

Modular Components



UK FUSED SOCKET



USB FAST CHARGE (A&C)



TWIN RJ45 SOCKETS



CRM-2-WH



CRM-1-K



CRM-3-WH

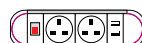
CODE	DESCRIPTION	W	D	H	MTO
CRM-1	2 x UK sockets, 1 x USB fast charge (A&C connectors)	279	94	62	£240
CRM-2	2 x UK sockets, 2 x RJ45 sockets	279	94	62	£130
CRM-3	2 x UK sockets, 1 x USB fast charge (A&C connectors), 2 x RJ45 sockets	333	94	62	£270

MTO

3-4 week
lead time



Black
(K)



White
(WH)

Starter kit
ML3M-B
required sold
separately





HUBBLE

CLIP-ON POWER MODULE



Modular Components



UK FUSED
SOCKET



USB FAST
CHARGE (A&C)



TWIN RJ45
SOCKETS



HBL-1-R



HBL-2-DB



HBL-3-K

The modern clean lines and colour options of the Hubble power module complement the modern workstation and allow the user easy access to desktop power without having to rummage in cable trays under the desk or service boxes in the floor. The clip-on moulded front and rear decorative frames with circular socket apertures create a distinctive design perfectly matched to modern office furniture.

Twin clamp brackets for better stability for table tops 5mm-35mm thick

Tough and elegant aluminium body with coloured fronts that is built to last

Fun and distinctive power modules available in multiple colour options

BS5733 and UL962A certified and CE marked as applicable

CODE	DESCRIPTION	W	D	H	MTO
HBL-1	1 x UK socket, 1 x USB fast charge (A&C connectors)	150	49	72	£677
HBL-2	1 x UK socket, 1 x USB fast charge (A&C connectors), 2 x RJ45 sockets	218	49	72	£878
HBL-3	2 x UK sockets, 1 x USB fast charge (A&C connectors)	218	49	72	£306

3-4 week
lead time

HBL-3 only available
in Black (K) and
White (WH)



Black
(K)



Dark Blue
(DB)



Light Green
(LG)



Orange
(OR)



Red
(R)



White
(WH)



Yellow
(Y)

MTO


Starter kit
ML3M-B
required sold
separately



PHASE

MULTI-SURFACE POWER MODULE

1
Year
WARRANTY



Phase is ideal for providing convenient but discreet power, data and USB fast charging in offices, hotels, restaurants, airports and many other locations. Available in black or white and compact, robust and unconstrained by convention, you will find Phase with its innovative concealed mounting bracket and through-back or through base cable entry options, simple to securely install on furniture.

On-surface or under-surface fitting solutions with hidden fitting bracket

Two socket apertures can be configured with power, charging or data

High-strength and flame retardant polycarbonate main body and back mouldings

All units fitted with fuses to comply to BS6396 and CE marked

Modular Components



UK FUSED
SOCKET



USB FAST
CHARGE (A&C)



TWIN RJ45
SOCKETS



PH-1-K



PH-2-WH

CODE	DESCRIPTION	W	D	H	RRP	MTO
PH-1	1 x UK socket, 1 x USB fast charge (A&C connectors)	115	63	67	£400	£400
PH-2	1 x UK socket, 2 x RJ45 sockets	115	63	67	N/A	£340

STOCKED

PH-1
only



Black
(K)

3-4 week
lead time



Black
(K)

MTO



White
(WH)

Starter kit
ML3M-B
required sold
separately





CLUSTER

MULTI-SURFACE POWER MODULE



Required cut out size

80mm

Modular Components



UK FUSED
SOCKET



USB FAST
CHARGE (A&C)



CLUS-1-WH

CLUS-2-R

Cluster is a unique power module designed to provide the user with a conveniently locatable power or USB charging socket for casual seating areas and another working zones. An individual module can be securely fixed using the special bracket with optional cable tidy, or alternatively up to 3 Cluster modules can be conveniently located in the 80mm grommet table top cradle ready for use.

Fixed or free standing mounting for handy power and data

Adds style and a splash of colour to the office environment

Under desk wire cradle and cable tidy supplied for single units or grommet hole for up to 3 units

Individual cluster units are BS6396 compliant and CE marked

CODE	DESCRIPTION	W	D	H	MTO
CLUS-1	1 x UK socket	66	150	66	£370
CLUS-2	1 x USB fast charge (A&C connectors)	66	150	66	£600

MTO

3-4 week
lead time



Black
(K)



Dark Blue
(DB)



Light Green
(LG)



Orange
(O)



Red
(R)




White
(WH)



Yellow
(Y)

Starter kit
ML3M-B
required sold
separately





The Pixel unit has been designed to meet demand for a small and aesthetically pleasing power and data unit to fit neatly into a wide range of furniture. Pixel discreetly presents power, data and AV connections in an ultra-compact form, meeting the growing need for easily accessible connectivity in informal areas, fitting flush into a standard 80mm cut out without the need for tools.

Ideally suited to breakout areas, smaller meeting rooms, and hotel rooms

The perfect choice for space saving installations and discreet power solutions

CAT6 RJ45 outlet with 2m flylead & HDMI 1.3 Hi-speed outlet with 1.8m flylead

Sweeping organic curves ensure protection against liquid ingress as required by BS6396

Modular Components



UK FUSED
SOCKET



USB FAST
CHARGE (A&C)



TWIN RJ45
SOCKETS



HDMI
SOCKET

Required cut out size

80mm



PX-1



PX-2-Y



PX-3-DB

CODE	DESCRIPTION	W	D	H	RRP	MTO
PX-1	1 x UK socket, 1 x USB fast charge (A&C connectors)	90	90	16	£330	£330
PX-2	1 x UK socket, 1 x HDMI socket	90	90	16	N/A	£470
PX-3	1 x UK socket, 2 x RJ45 sockets	90	90	16	N/A	£300

STOCKED

PX-1
only



White & Silver
Bevel

3-4 week
lead time



Black
(K)



Dark Blue
(DB)



Light Green
(LG)



Orange
(OR)



Red
(R)



White
(WH)



Yellow
(Y)

Starter kit
ML3M-B
required sold
separately





ION

MULTI-SURFACE POWER MODULE



Required cut out size

60mm OR 80mm

Modular Components



UK FUSED
SOCKET



USB FAST
CHARGE (A&C)



ION-1-K

ION-1-WH

The simple, circular design of the Ion power module is ideal for discreet panel mounting or for convenient power in café and dining table environments with no more crawling under tables to find power points. Ion fits in a 60mm grommet home or it can also be used with the collar to fit a standard 80mm hole size, available in black and white to complement any interior design theme.

Space saving power solution for café and dining tables

Power and connectivity conveniently placed right where you might need it

Ultra-compact to fit in 60mm or 80mm port holes or in table cutouts

BS5733 certified and conforms to CE European directives

CODE	DESCRIPTION	W	D	H	RRP
ION-1	1 x UK socket, 1 x USB Charger (type A)	100	100	2	£75



Black
(K)



White
(WH)

Starter kit
ML3M-B
required sold
separately



PLUTO

ON-SURFACE POWER MODULE

1
Year
Warranty



Perfectly suited to breakout areas, smaller meeting rooms and coffee tables in offices and public spaces, Pluto satisfies the growing need for easily accessible AC power sockets and USB charging in informal areas, with a unique combination of colour, style and function. Pluto can be securely clamped to a standard 80mm grommet hole screwed to any suitable surface.

The perfect colour or pattern to match any interior design scheme

3 socket apertures with 360° socket access for ease of use

Ideal table top module for communal meeting or dining areas

Can also be screwed to any table top with an 80mm porthole or cut-out

Modular Components



UK FUSED SOCKET



USB FAST CHARGE (A&C)



TWIN RJ45 SOCKETS

Required cut out size

80mm



PL-1-K



PL-2-R



PL-3-WH

CODE	DESCRIPTION	W	D	H	MTO
PL-1	2 x UK sockets, 1 x USB fast charge (A&C connectors)	140	140	73	£910
PL-2	1 x UK socket, 1 x USB fast charge (A&C connectors)	140	140	73	£525
PL-3	1 x UK socket, 1 x USB fast charge (A&C connectors), 2 x RJ45 sockets	140	140	73	£625

MTO

3-4 week
lead time



Black
(K)



Dark Blue
(DB)



Light Green
(LG)



Orange
(OR)



Red
(R)



White
(WH)



Yellow
(Y)

Starter kit
ML3M-B
required sold
separately





INCA

ON-SURFACE POWER MODULE



Required cut out size

80mm

Modular Components



UK FUSED
SOCKET



USB FAST
CHARGE (A&C)

Inca is a power module designed specifically for communal areas and meeting rooms. This stylish power and USB charging module is available in black, grey and white and has four faces to meet the power and data needs of any working environment. Inca has been designed to fit any table top, free-standing use or fitted in grommet hole, allowing users to personalise and simultaneously power devices.

4 usable faces offering a wide range of configurations for power and charging

Free-standing on desk module or a desk/table grommet fixing

Can also be used free-standing on table tops ideal for meetings

Flame retardant ABS plastic body independently certified to comply with BS 5733



79-1-K



79-2-WH

CODE	USAGE	DESCRIPTION	W	D	H	MTO
79-1	Cut out required	2 x UK sockets, 2 x USB fast charge (A&C connectors)	140	140	72	£550
79-2	Free standing	2 x UK sockets, 2 x USB fast charge (A&C connectors)	140	140	72	£550

MTO

3-4 week
lead time



Black
(K)



Grey
(G)



White
(WH)

Starter kit
ML3M-B
required sold
separately





Proton has been designed to provide power or USB fast charging in its simplest form. Designed for panel mounting in furniture where it offers a discreet, Proton presents a single or double outlet module with UK socket and USB charging options in a stylish black frame. To enable compliance to BS6396, UK sockets are fitted with 5 x 20mm anti-surge ceramic fuses.

Designed for panel mounting in soft seating or screens

To cater for the needs of any corporate or educational environment

Can be snapped into panels of 16mm or screw fixed into any suitable surface

Manufactured to enable compliance with BS6396/BS7671

Modular Components



UK FUSED
SOCKET



USB FAST
CHARGE (A&C)

Required cut out sizes

50mm

PTN-1T-KG

50 x 103mm

PTN-1T
PTN-2S-KG



PTN-1T-KG-K



PTN-1T-K



PTN-2S-KG-K

CODE	DESCRIPTION	W	D	H	RRP	MTO
PTN-1T-KG	1 x USB fast charge (A&C connectors)	64	8	60	N/A	£310
PTN-1T	1 x UK socket, 1 x USB fast charge (A&C connectors)	117	8	60	£330	N/A
PTN-2S-KG	2 x UK sockets	117	8	60	N/A	£175

STOCKED

MTO

PTN-1T
only



Black
(K)

3-4 week
lead time



Black
(K)

Starter kit
ML3M-B
required sold
separately





1
WARRANTY
Year

AERO

IN TABLE FLIP TOP POWER MODULE

Required cut out sizes

132 x 215mm
 APD2PINF/1S-K
 APD2PINF/1S/2D-K

132 x 272mm
 APD2PINF/1S/1D/1T-K

Modular Components

UK FUSED SOCKET

USB FAST CHARGE (A&C)

TWIN RJ45 SOCKETS

The Aero in-desk power modules have a flip top which is perfect for boardroom tables providing power, data and media connections. Available in a variety of configurations, Aero units are designed to naturally connect people with technology to enhance productivity with solutions that meet the needs of today's diverse workplaces, and the flip up cover can go flat when not in use for an unobtrusive addition to the table top.

- Aero flip power modules in grey with distinctive low profile
- Ideal for boardroom environment and large meeting areas
- Sloping edge design ensures cables run flat and smoothly on exit
- Flame retardant ABS plastic body independently certified to comply with BS 5733



CODE	DESCRIPTION	W	D	H	RRP	MTO
APD2PINF/1S	2 x UK sockets	255	150	13-63	N/A	£165
APD2PINF/1S/2D	2 x UK sockets, 2 x RJ45 sockets	255	150	13-63	N/A	£200
APD2PINF/1S/1D/1T	2 x UK sockets, 1 x RJ45 socket, 1 x USB fast charge (A&C connectors)	312	150	13-63	£330	N/A

STOCKED

MTO

APD2PINF/1S/1D/1T
only



Grey/Silver
(K)

**3-4 week
lead time**



Grey/Silver
(K)

Starter kit
ML3M-B
required sold
separately



ECLIPSE

IN-TABLE ROLLOVER POWER MODULE

1
Year
WARRANTY



The ever versatile Eclipse in-desk power unit is particularly suitable for meeting and boardroom tables and other locations where space or uncluttered appearance is important. Designed to operate in the closed position with power and data cables plugged in, Eclipse smoothly rotates with light finger pressure to reveal the open position, which can be accessed easily from both sides.

Designed to operate in the closed or open position

For fitting into a wide range of formal and informal office furniture

Total flexibility to meet the demands of any power and data requirement

Manufactured to enable compliance with BS6396

Modular Components



UK FUSED SOCKET



USB FAST CHARGE (A&C)



TWIN RJ45 SOCKETS



HDMI SOCKET

Required cut out sizes

132 x 272mm

ENDD1
ENDD2

132 x 430mm

ENDD4

ENDD1-K

ENDD2-K

ENDD4-K

CODE	DESCRIPTION	W	D	H	MTO
ENDD1	2 x UK sockets, 1 x USB fast charge (A&C connectors)	300	150	3	£570
ENDD2	2 x UK sockets, 1 x USB fast charge (A&C connectors), 1 x RJ45 socket, 1 x HDMI socket	300	150	3	£990
ENDD4	4 x UK sockets	459	150	3	£540

MTO

3-4 week
lead time



Black/Silver
(K)



THOLUS

IN-TABLE POWER MODULE



Required cut out sizes

132 x 192mm

THL-1

132 x 272mm

THL-2

Modular Components



UK FUSED
SOCKET




USB FAST
CHARGE (A&C)



TWIN RJ45
SOCKETS



HDMI
SOCKET



THL-1-S



THL-2-S

Tholus, with its eye-catching 'floating surface' design, is an elegant new approach for providing power and data connectivity to meeting tables. Despite a low visual profile requires only 50mm mounting depth, four supplied M8 screw clamps are then all that is needed to fix the power unit securely in place, and with the choice of 6 or 8 sockets, Tholus can be configured for where a wide range power options.

Aluminium extrusion body with 3mm mild steel end caps

Suitable for table tops 10mm-30mm thick and secured by the 4 screw clamps


CAT6 RJ45 outlet with 2m flylead & HDMI 1.3 Hi-speed outlet with 1.8m flylead

Certified and tested to British standard BS1363/5733

CODE	DESCRIPTION	W	D	H	MTO
THL-1	4 x UK sockets, 2 x USB fast charge (A&C connectors)	220	155	22	£1210
THL-2	4 x UK sockets, 2 x USB fast charge (A&C connectors), 1 x RJ45 socket, 1 x HDMI socket	300	155	22	£1680

MTO

3-4 week
lead time



Black/Brushed Steel
(S)

Starter kit
ML3M-B
required sold
separately



Power Bar



CODE	DESCRIPTION	RRP
PMK205-E	2 x UK sockets	£65

- UK sockets which incorporate fuses as standard
- BS6396 compliant and CE marked

Data Bar



CODE	DESCRIPTION	MTD
PMK-DH-2-3	4 x RJ45 sockets Cat5e	£133

- Data modules come with 3m leads
- Can also be connected directly to under desk power modules

Connector Leads



CODE	DESCRIPTION	RRP
DCL15M-B	Connector Lead	£45

- 1.5m connector lead
- Male 3 pole connector to female 3 pole connector

STOCKED



Black

Power Bar



CODE	DESCRIPTION	RRP
PMK405-E	4 x UK sockets	£75

- UK sockets which incorporate fuses as standard
- BS6396 compliant and CE marked

Mains Starter Lead



CODE	DESCRIPTION	RRP
ML3M-B	Mains lead	£57

- 3m long mains lead with UK 3 pin plug
- Female 3 pole connector

Connector Leads



CODE	DESCRIPTION	MTD
CL3M-B	Connector Lead	£55

- 3m connector lead
- Male 3 pole connector to female 3 pole connector

MTD

3-4 week
lead time



Black

Product	Type	Recommended for use with	Fitting details	Power cord	Separate mains lead required
Chroma	Clip-On Power Units	Desks	Clamp bracket (supplied)	Hardwired with 800mm lead to male GST Connector	✓
Hubble	Clip-On Power Units	Desks	Clamp bracket (supplied)	Hardwired with 800mm lead to male GST Connector	✓
Phase	Multi-Surface Power Units	Meeting Tables / Soft Seating	Clip-on mounting bracket (supplied)	Hardwired with 800mm lead to male GST Connector	✓
Cluster	Multi-Surface Power Units	Meeting Tables / Soft Seating	Cradle (supplied) or 80mm circular grommet hole	Hardwired with 800mm lead to male GST Connector	✓
Pixel	Multi-Surface Power Units	Meeting Tables	80mm circular grommet hole	Hardwired with 800mm lead to male GST Connector	✓
Ion	Multi-Surface Power Units	Cafe & Dining Tables / Desks	60 or 80mm circular grommet hole	Hardwired with 800mm lead to male GST Connector	✓
Pluto	On-Surface Power Units	Meeting Tables	80mm circular grommet hole	Hardwired with 800mm lead to male GST Connector	✓
Inca	On-Surface Power Units	Meeting Tables	80mm circular grommet hole	Supplied with a 1M mains lead to 3 pole connector	✓
Proton	Panel Mounted Power Unit	Soft Seating	50mm (PTN-1T-KG) & 103mm x 50mm (PTN-1T/2S) grommet holes	Hardwired with 800mm lead to male GST Connector	✓
Aero	In-Surface Power Units	Boardroom Tables	215mm x 132mm (1S), 215mm x 132mm (1S/2D), 272mm x 132mm (1S/1D/1T), rectangular cutouts	Hardwired with 800mm lead to male GST Connector	✓
Eclipse	In-Surface Power Units	Boardroom Tables	272mm x 132mm (ENDD1-2), 430mm x 132mm (ENDD4), rectangular cutouts	Hardwired with 3M 3 pin connector	✗
Tholus	In-Surface Power Units	Boardroom Tables	192mm x 132mm (THL-1), 272mm x 132mm (THL-2), rectangular cutouts	Hardwired with 800mm lead to male GST Connector	✓
Power Bars	Under-Surface Power Units	Desks	No fitting required	Integrated GST18-3 connectors	✓

WORKTABLES

TABLES, ACCESSORIES & SEATING

Inclusive office design is about accommodating choice, flexibility and practicality – a work environment that benefits everyone. Worktables are a modern office trend based on a multi-purpose table system that can be customised for a variety of uses and environments. Worktables offer companies one way to reconfigure their workspaces with a focus on collaborative spaces while offering unassigned individual workstations.



PRODUCT SPECS



Product guarantee



Designed & manufactured

OPTIONS



Available from stock



4-5 week lead time



Electrical accessories

STYLES

RECTANGULAR

SQUARE

Collection of tables shapes designed for each range



SAXON PAGE 196



CREW PAGE 198



OTTO PAGE 202




SLAB PAGE 204




ENABLE PAGE 206



WOOD FINISHES




Barcelona Walnut
(BW)



Grey Oak
(GO)



Onyx Grey
(OG)



White
(WH)

SAXON

MULTI-PURPOSE WORKTABLES & BENCHES

Saxon worktables transition the workplace from one that's fixed and formal to a space that suits a variety of preferences and working habits. Dining and poseur height tables are a creative, practical solution for any meeting area or breakout space, but components can be added and combined in limitless ways to create flexible, fluid work areas where people gather, connected to their technology and each other.



STOCKED MFC TOP FINISHES



Kendal Oak (O)



Onyx Grey (OG)



White (WH)

MADE-TO-ORDER LAMINATE TOP FINISHES



5 week
lead time

WORKTABLE OPTIONS - LOW & HIGH TOOLBAR



Poseur Tables



CODE	W	D	H	STOCKED	MTO
SPS800	800	800	1075	£950	£1400
SPR1880	1800	800	1075	£1000	£1600

- Sleek, curved wooden legs with a sturdy white metal underframe
- Multi-functional tables ideal for use with wooden frame chairs and stools



Dining Tables



CODE	W	D	H	STOCKED	MTO
SDS800	800	800	750	£600	£935
SDR1880	1800	800	750	£690	£1400

- Sleek, curved wooden legs with a sturdy white metal underframe
- Multi-functional tables ideal for use with wooden frame chairs and stools



Benches & Coffee Table



CODE	W	D	H	Band A	Band B	Band C	Band D	Band E
ENB-LS	380	380	475	£492	£518	£542	£567	£591
ENBU-12	1200	380	475	£677	£701	£726	£751	£775

- Ideal for use with the Saxon or Enable table ranges
- Solid wood base and fully upholstered curved seat

CODE	W	D	H	MTO
ENB500-C	500	500	460	£550

- 500mm circular coffee table with straight edge tops
- Solid oak leg frames with 25mm MDF table top

STOCKED

MTO



Kendal Oak (KO)



Onyx Grey (OG)



White (WH)



Laminate MTO



Benches

Please add table top colour when ordering eg. SDS1000 in White = SDS1000-WH

How it works

Flexible environments that encourage collaboration and promote choice are simply more likely to foster a steady stream of good ideas that will ultimately be the differentiator between a business and its competitors. Traditional desks will continue to exist, but they will no longer be an employee's only option for working, and that is where the Saxon worktable comes in, to help promote creativity in the workplace with a table system that inspires.

DINING TABLE - LOW TOOL BAR

CODE	W	D	H	STOCKED	MTO
SWT1820-B1	1800	1200	875	£2000	£3000

SWT1820-B1
Workstation with 200mm tool bar and Aero power module



SWT1820-B2

Workstation with 800mm high tool bar and Aero power module



AERO - APD2PINF/1S/1D/1T-K
Aero flip power unit included



AERO - APD2PINF/1S/1D/1T-K
Aero flip shown open

COORDINATE THE LOOK

WITH WORKTABLE ACCESSORIES TO SUIT ANY WORKSPACE

DINING TABLE - HIGH TOOL BAR

CODE	W	D	H	STOCKED	MTO
SWT1820-B2	1800	1200	1590	£2200	£3200



ACOUSTIC SCREEN

CODE	W	D	H	MTO
SWT-SPS	550	12	375-450	£250



ACOUSTIC RAIL SCREEN

CODE	W	D	H	MTO
SWT-SPR	650	12	300	£200



HANGING SCREEN

CODE	W	D	H	Band A	Band B	Band C
SWT-SHP	600	25	500-900	£140	£160	£180

STOCKED



Kendal Oak (KO)



Onyx Grey (OG)



White (WH)

MTO



Laminate MTO

Please add table top colour when ordering eg. SWT1820-B1 in Kendal Oak = SWT1820-B1-KO



SWT-SPR
Screen panel to fit into tool bar

SWT-PLP
Single planter box with plastic liner and artificial plants to sit on tool bar

SWT-PL
Single planter box with plastic liner to sit on tool bar



SWT-SHP
Screen panel to fit in tool bar for increased privacy, made to order fabrics

SWT-CM
Fabric cable tidy with zip to keep cables concealed

SWT-SPS
Can be hung on supplied hook when not in use

SWT-SPS
Perfect to provide privacy to your workstation



CABLE RISER

CODE	W	D	H	Band A	Band B	Band C
SWT-CM	50	30	750	£90	£100	£125



PLANTER

CODE	W	D	H	STOCKED
SWT-PL	320	180	180	£250



PLANTER WITH PLANTS

CODE	W	D	H	MTO
SWT-PLP	320	180	180	£425

HANGING SCREEN



CABLE TIDY



DIVIDER



Orange (O)



Silver Grey (SG)

REAR SCREEN



Orange (O)



Silver Grey (SG)

Please add fabric colour when ordering eg. **SWT-SPS** in Orange = **SWT-SPS-O**

CREW

MULTI-PURPOSE WORKTABLES & BENCHES

With its simplicity of form, combined with modern connectivity points, Crew tables provide a more modern, intelligent approach to table solutions in meeting rooms and breakout zones. Available in a number of sizes, shapes and wood finishes, the Crew table and bench combination provides the perfect answer for a less corporate modern office and promotes a more social aspect to the working day.



STOCKED LAMINATE TOP FINISHES



Black (K)



White (WH)

(Worktables only)



5 week
lead time

WORKTABLE OPTIONS - POWER BAR



2 x UK sockets
and
2 x USB (A&C) chargers



Poseur/Meeting Tables



CODE	W	D	H	MTO
CTP-16	1600	800	1050	£1950
CTP-20L	2000	1000	1050	£2350

- Tops are manufactured from MDF with stylish chamfered edges
- Great for collaboration, work or break times

Dining/Meeting Tables



CODE	W	D	H	MTO
CT16	1600	800	755	£1700
CT20L	2000	1000	755	£2100

- Impact resistant chamfer edge with clear lacquer to match frame
- Solid oak leg frames with complementary bench seating

Upholstered Low Benches



Contrasting fabric buttons



CODE	W	D	H	Band A	Band B	Band C	Band D	Band E
CBU-14	1400	400	480	£942	£1057	£1094	£1143	£1192
CBU-18	1800	400	480	£996	£1119	£1155	£1205	£1252

- Solid wooden base and fully upholstered seat with buttons
- Great for collaboration, work or break times

MTO



Laminate MTO



Low bench

Please add table top colour when ordering eg. CTP-16 in White = CTP-16-WH

How it works

Flexible environments that encourage collaboration and promote choice are simply more likely to foster a steady stream of good ideas that will ultimately be the differentiator between a business and its competitors.

Crew tables are now available with a full length power bar and coordinated accessories to provide the power of choice to people by creating flexible, fluid work areas.

CTP-20L-WS1-O

Poseur table with full length power bar in oak with 2 x UK sockets and 2 x USB (A&C) chargers



POSEUR TABLE WITH POWER BAR

CODE	W	D	H	STOCKED	MTO
CTP-20L-WS1-O	2000	1000	1150	£5300	£5300

COORDINATE THE LOOK

WITH WORKTABLE ACCESSORIES TO SUIT ANY WORKSPACE



CTP-20L-WS1-O

Table with full length power bar in oak with 2 x UK sockets and 2 x USB (A&C) chargers

TABLE WITH POWER BAR

CODE	W	D	H	STOCKED	MTO
CT20L-WS1-O	2000	1000	805	£4200	£4200

STOCKED



Black (K)

White (WH)

MTO



Laminate MTO

Please add frame finish followed by table top colour when ordering eg. CT20L-WS1-O with Oak frame in Black = CT20L-WS1-O-K

CREW

WORKTABLES & ACCESSORIES



SWT-PLP
Planter box supplied with artificial plants



SWT-SPR
Acoustic screen panel designed to fit in the power bar



SWT-PL
Planter box supplied empty for you to add your own artificial plants

Please note: cable tray and mains lead to be ordered separately



ACOUSTIC RAIL SCREEN

CODE	W	D	H	MTO
SWT-SPR	650	12	300	£200



PLANTER

CODE	W	D	H	STOCKED
SWT-PL	320	180	180	£250



PLANTER WITH PLANTS

CODE	W	D	H	MTO
SWT-PLP	320	180	180	£425

STOCKED



Orange (O)



Silver Grey (SG)

Please add fabric colour when ordering eg. **SWT-SPR** in Orange = **SWT-SPR-O**


OTTO

MULTI-PURPOSE TABLES & BENCHES


The Otto table and bench system offers a clever meeting space solution for any office breakout space with its hard-wearing table top and classic leg design. The table and bench combination avoids a mismatched look and adds a consistent look and feel to any space, and if you wish to enhance the look of the bench by including a touch of colour, fabric seat pads can be added to make them more comfortable.



STOCKED MFC TOP FINISHES



Barcelona Walnut (BW)



Kendal Oak (KO)



White (WH)

MADE-TO-ORDER LAMINATE TOP FINISHES



5 week
lead time

BASE FINISHES



Black (K)



Silver (S)

Poseur Tables



CODE	W	D	H	STOCKED	MTO
PTAOT1200	1200	700	1190	£690	£970
PTAOT1800	1800	700	1190	£745	£1380

- Robust steel sub-frame with choice of silver or black powder coating
- Great for collaboration, work or break times

Dining Tables



CODE	W	D	H	STOCKED	MTO
TAOT1200	1200	700	710	£530	£795
TAOT1800	1800	700	710	£583	£1060

- Robust steel sub-frame with choice of silver or black powder coating
- Great for collaboration, work or break times

Benches



WOODEN BENCHES

CODE	W	D	H	STOCKED	MTO
LB1050	1050	350	425	£371	£530
LB1650	1650	350	425	£477	£636
HB1050	1050	350	755	£460	£630
HB1650	1650	350	755	£575	£805

- Great for collaboration, work or break times

UPHOLSTERED BENCHES

CODE	W	D	H	Band A	Band B	Band C	Band D	Band E
LBSP1050	1050	350	455	£424	£477	£530	£583	£636
LBSP1650	1650	350	455	£530	£583	£636	£689	£742
HBSP1050	1050	350	785	£575	£625	£675	£725	£775
HBSP1650	1650	350	785	£700	£750	£800	£850	£900

- Robust steel sub-frame with choice of silver or black powder coating



Black (K)



Silver (S)



Barcelona Walnut (BW)



Kendal Oak (KO)



White (WH)



Laminate MTO



Benches

Please add frame finish followed by table top colour when ordering eg. TAOT1800 with Silver frame in Barcelona Walnut = TAOT1800-S-BW

SLAB

MULTI-PURPOSE TABLES & BENCHES

The Slab table and bench combination makes a real visual impact, with its stylish, chunky laminated top and leg panels that make it stand out in any breakout space or office canteen. The beauty of the Slab table and bench is all in the finish and colour. The table can be produced in a choice of laminate finishes and the bench seating can be complemented with an upholstered seat pad in a wide range of fabrics.



MADE-TO-ORDER LAMINATE FINISHES



5 week
lead time

CONFIGURE YOUR SLAB BENCH

Slab benches can be finished with 3 different options to suit any breakout or dining space

Select up to 3 laminate finishes to create the perfect look



Mono

Outer, inner laminate and edge detail all one colour



Duo

Outer & inner laminate one colour, with different colour edge detail



Trio

Outer, inner laminate and edge detail all different colours

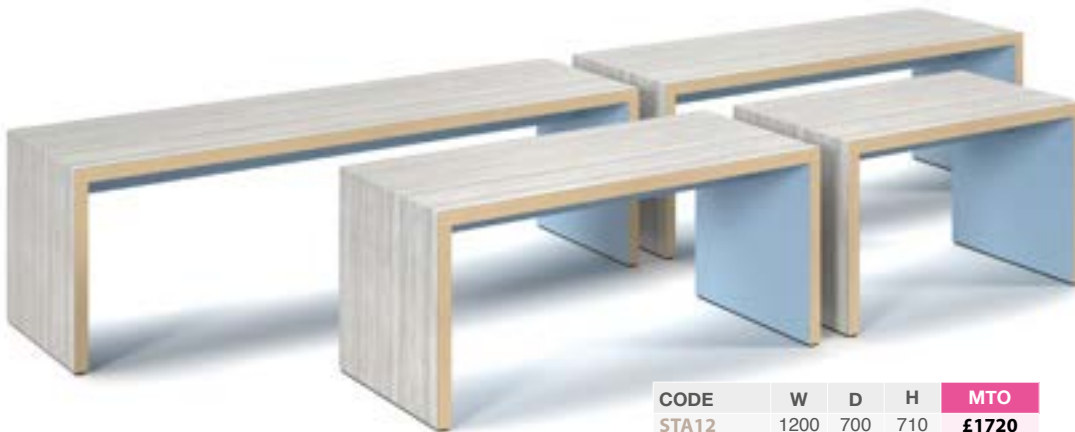
Poseur Tables



CODE	W	D	H	MTO
SPTA12	1200	700	1050	£1658
SPTA16	1600	700	1050	£1781

- Combine the outer and inner laminate colours with a choice of edge details
- Lends itself perfectly to canteen, bar, meeting and breakout areas

Dining Tables



CODE	W	D	H	MTO
STA12	1200	700	710	£1720
STA16	1600	700	710	£1965
STA20	2000	700	710	£2211
STA24	2400	700	710	£2455

- Combine the outer and inner laminate colours with a choice of edge details
- Lends itself perfectly to canteen, bar, meeting and breakout areas

Benches



WOODEN BENCHES

CODE	W	D	H	MTO
SB10	1000	350	460	£800
SB14	1400	350	460	£923
SB18	1800	350	460	£983
SB22	2200	350	460	£1045

- Lends itself perfectly to breakout areas

UPHOLSTERED BENCHES

CODE	W	D	H	Band A	Band B	Band C	Band D	Band E
SBU10	1000	350	490	£860	£893	£923	£971	£1015
SBU14	1400	350	490	£1015	£1039	£1094	£1150	£1198
SBU18	1800	350	490	£1174	£1229	£1260	£1340	£1400
SBU22	2200	350	490	£1229	£1272	£1333	£1366	£1503

- Combine the outer and inner laminate colours with a choice of edge details



Laminate **MTO**



Low bench

ENABLE

MULTI-PURPOSE WORKTABLES

Enable table and benches are part of a bold and contemporary collection of furniture designed to make a real impact. Presenting a multitude layout options, the range of tables, stools will enable you to create a dynamic, collaborative area for the modern trend of agile working, providing an inspirational and welcoming work area which is fully customisable with power and data, lighting, plant life and much more.



STOCKED MFC TOP FINISHES



Kendal Oak (O)




Onyx Grey (OG)



White (WH)


MADE-TO-ORDER JUMBO LAMINATE FINISHES



Volcanic Black
V1200



Manhattan Grey
VSR204



Royal White
V11209

POWER READY - TOPS MADE-TO-ORDER



ECLIPSE - ENDD1
RRP £570



AERO - APD2PINF/1S/1D/1T-K
RRP £330



THOLUS - THL-2
RRP £1680

Boardroom table tops with the suffix '-CO' are supplied with rectangular cutouts 132mm x 272mm routed into the tops in a central position on the Enable range of worktables, suitable for the above power modules (mains leads to be ordered separately). See pages 187-189 for more information.

Single Worktable



CODE	W	D	H	STOCKED	MTO
ENT16-16	1600	1600	745	£1060	£1658
ENT16-16-CO	1600	1600	745	N/A	£1842



-CO with 132mm x 272mm cutout

- Promote creativity in the workplace with a table system that inspires
- Solid oak leg frames with complementary benches and stools

Double Worktable



CODE	W	D	H	STOCKED	MTO
ENT32-16	3200	1600	745	£1696	£2764
ENT32-16-CO	3200	1600	745	N/A	£3009



-CO with 132mm x 272mm cutouts

- Promote creativity in the workplace with a table system that inspires
- Solid oak leg frames with complementary benches and stools

Triple Worktable



CODE	W	D	H	STOCKED	MTO
ENT48-16	4800	1600	745	£2332	£3867
ENT48-16-CO	4800	1600	745	N/A	£4236



-CO with 132mm x 272mm cutouts

- Promote creativity in the workplace with a table system that inspires
- Solid oak leg frames with complementary benches and stools

STOCKED

MTO



Kendal Oak (KO)



Onyx Grey (OG)



White (WH)



Volcanic Black V1200



Manhattan Grey VSR204



Royal White V11209

Please add table top colour when ordering eg. ENT16-16 in Kendal Oak = ENT16-16-KO

BOARDROOM TABLES

Boardroom tables provide modern executives with the distinctive impression of quality, precision & strength that makes a bold, visual statement in any boardroom. Table tops are designed to incorporate power and data capabilities, embracing the latest technology so you can break away from the predictable, old fashioned conference rooms and create new dimensions in boardroom design.



PRODUCT SPECS

BS EN15372:2016 (selected products)



Product
guarantee



Designed &
manufactured

OPTIONS



Available
from stock




4 week
lead time



Electrical
accessories

STYLES



Collection of tables shapes designed for each range



ELEV8² TOUCH PAGE 210



ADAPT PAGE 212



FUZE PAGE 214



ARROW HEAD PAGE 216



TRUMPET BASE PAGE 218



ETERNAL PAGE 220




RADIAL LEG PAGE 222




ANSON PAGE 223

WOOD FINISHES


(Selected products)



Beech
(B)



Barcelona Walnut
(BW)




Oak
(O)




White
(WH)

MADE-TO-ORDER

(Selected products)



Grey Oak
(GO)



Walnut
(W)


ELEV8² TOUCH

SIT-STAND BOARDROOM TABLES


The Elev8² Touch height adjustable tables combine unique design with versatility to transform corporate spaces like boardrooms into flexible meeting places. The majority of boardroom meeting are sedentary environments, so you can vary your position from sitting to standing allowing for a variety of postures to be more physically active throughout the meeting.



STOCKED TOP FINISHES



Beech (B)




Oak (O)




White (WH)

MADE-TO-ORDER TOP FINISHES



Grey Oak (GO)



Walnut (W)

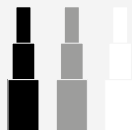
WHY OPT FOR A SIT-STAND SOLUTION?



Twin Motors



Touch button



3 part leg



650-1250



39db

ELEV8² TOUCH

SIT-STAND BOARDROOM TABLES

Rectangular Boardroom Table



CODE	W	D	H	STOCKED	MTO
EVTBT18	1800	1000	650-1250	£1633	£1683

- Rectangular table 1800mm long with adjustability from 650mm-1250mm
- Powerful twin motors raise and lower the table top at a 39db noise level

Rectangular Boardroom Table



CODE	W	D	H	STOCKED	MTO
EVTBT20	2000	1000	650-1250	£1764	£1818

- Rectangular table 2000mm long with adjustability from 650mm-1250mm
- Powerful twin motors raise and lower the table top at a 39db noise level

Boat Shape Boardroom Table



CODE	W	D	H	STOCKED	MTO
EVTBT24R	2400	800-1300	650-1250	£1828	£1884

- Radial boardroom table with 25mm tops available in a choice of five wood finishes
- Powerful twin motors raise and lower the table top at a 39db noise level

FRAMES



Black (K)

Silver (S)

White (WH)

Add-on Unit



CODE	W	D	H	STOCKED	MTO
EVTBT18-AB	1800	1000	650-1250	£1451	£1496

- Extend into a modular boardroom table system with single add-on unit and brackets
- The three base columns of the straight and add-on table stay perfectly synced

Add-on Unit



CODE	W	D	H	STOCKED	MTO
EVTBT20-AB	2000	1000	650-1250	£1580	£1629

- Extend into a modular boardroom table system with single add-on unit and brackets
- The three base columns of the straight and add-on table stay perfectly synced

Radial End Boardroom Table



CODE	W	D	H	STOCKED	MTO
EVTBT24	2400	1000	650-1250	£1828	£1884

- Radial end boardroom table with 25mm tops and impact resistant ABS edging
- Powerful twin motors with a max weight loading of 160kg

STOCKED



Beech (B)

Oak (O)

White (WH)

MTO



Grey Oak (GO)

Walnut (W)

3 week
lead time

Please add frame finish followed by table top colour when ordering eg. EVTBT18 with Silver frame in Oak = EVTBT18-S-O


ADAPT

BENCH BOARDROOM TABLES

Beautifully designed and aesthetically pleasing, the Adapt boardroom table comprises a sturdy steel subframe and table tops which take on a floating appearance. Table legs can be shared, making it a cost effective and practical conference collection with robust customisable options for meeting room and boardroom needs.



STOCKED TOP FINISHES




Beech (B)




White (WH)


MADE-TO-ORDER TOP FINISHES



Grey Oak (GO)



Oak (O)



Walnut (W)

POWER READY



ECLIPSE - ENDD1
RRP £570



AERO - APD2PINF/1S/1D/1T-K
RRP £330



THOLUS - THL-2
RRP £1680

Boardroom table tops with the suffix '-CO' are supplied with rectangular cutouts 132mm x 272mm routed into the tops in a central position on the Adapt range of boardroom tables, suitable for the above power modules (mains leads to be ordered separately). See pages **187-189** for more information.

Square Boardroom Tables



CODE	W	D	H	STOCKED	MTO
EBT1212	1200	1200	725	£799	£840
EBT1616	1600	1600	725	£981	£1007
EBT1616-CO	1600	1600	725	£981	£1007



-CO with 132mm x 272mm cutout

- Single square boardroom table with 25mm tops & impact resistant ABS edging
- Sturdy steel framework and bench tops which take on a floating appearance

Add-on Units



CODE	W	D	H	STOCKED	MTO
EBT1212-AB	1200	1200	725	£526	£539
EBT1616-AB	1600	1600	725	£687	£705
EBT1616-AB-CO	1600	1600	725	£687	£705



-CO with 132mm x 272mm cutout

- Single straight add-on table with 25mm tops & impact resistant ABS edging
- Recessed leg is positioned in the centre of the tables and can be extended

Rectangular Boardroom Tables



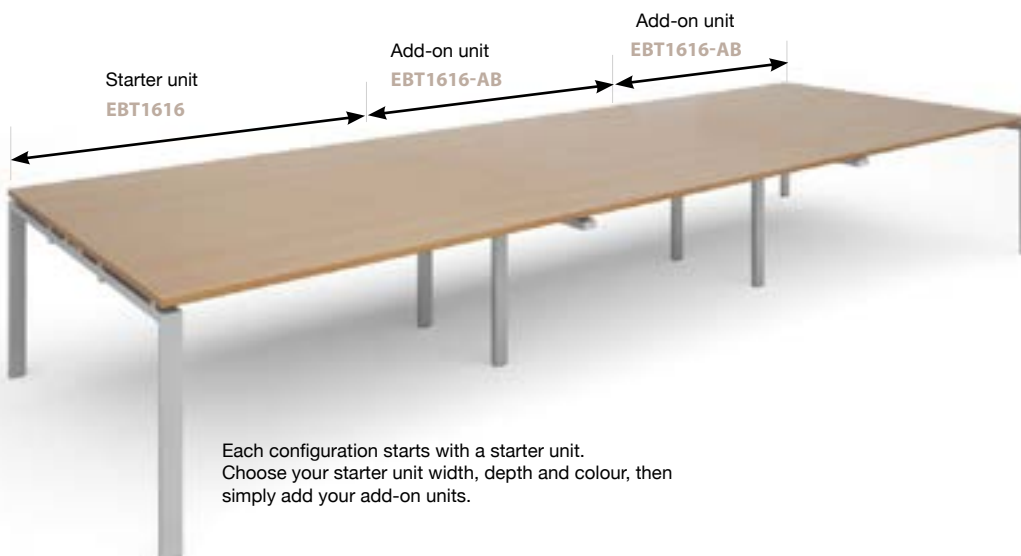
CODE	W	D	H	STOCKED	MTO
EBT2412	2400	1200	725	£1241	£1359
EBT3216	3200	1600	725	£1568	£1710
EBT3216-CO	3200	1600	725	£1568	£1710




-CO with 132mm x 272mm cutouts

- Rectangular boardroom table with 25mm tops & impact resistant ABS edging
- Extended sturdy steel framework and bench tops which take on a floating appearance

How-to-guide



Each configuration starts with a starter unit. Choose your starter unit width, depth and colour, then simply add your add-on units.



FRAMES			STOCKED		3 week lead time	MTO		
Black (K)	Silver (S)	White (WH)	Beech (B)	White (WH)		Grey Oak (GO)	Oak (O)	Walnut (W)

Please add frame finish followed by table top colour when ordering eg. EBT1616 with Silver frame in Beech = EBT1616-S-B

FUZE

MODULAR BOARDROOM TABLES


Fuze exemplifies elegance, providing a sophisticated boardroom table design which is the perfect answer for a less corporate modern office. The simple, flexible design naturally assimilates to the task or application at hand and the solid oak legs are built to last. Fuze's clean, functional lines and co-ordinated table top finish options offer everything you need to be inspired and productive.




STOCKED TOP FINISHES



White (WH)



Grey Oak (GO)



Oak (O)



White/Oak Edge (WO)

MADE-TO-ORDER TOP FINISHES

POWER READY



ECLIPSE - ENDD1
RRP £570



AERO - APD2PINF/1S/1D/1T-K
RRP £330



THOLUS - THL-2
RRP £1680

Boardroom table tops with the suffix '-CO' are supplied with rectangular cutouts 132mm x 272mm routed into the tops in a central position on the Fuze range of boardroom tables, suitable for the above power modules (mains leads to be ordered separately). See pages **187-189** for more information.

Square Boardroom Tables



CODE	W	D	H	STOCKED	MTO	
FZBT1616	1600	1600	725	£1090	£1124	-CO with 132mm x 272mm cutout
FZBT1616-CO	1600	1600	725	£1090	£1124	

- Single square boardroom table with 25mm tops and steel framework
- Solid oak leg frame provides a modern, stylish twist on boardroom tables

Add-on Units



CODE	W	D	H	STOCKED	MTO	
FZBT1616-AB	1600	1600	725	£682	£704	-CO with 132mm x 272mm cutout
FZBT1616-AB-CO	1600	1600	725	£682	£704	

- Single straight add-on unit square table with 25mm tops & solid oak leg frame
- Recessed leg is positioned in the centre of the tables and can be extended

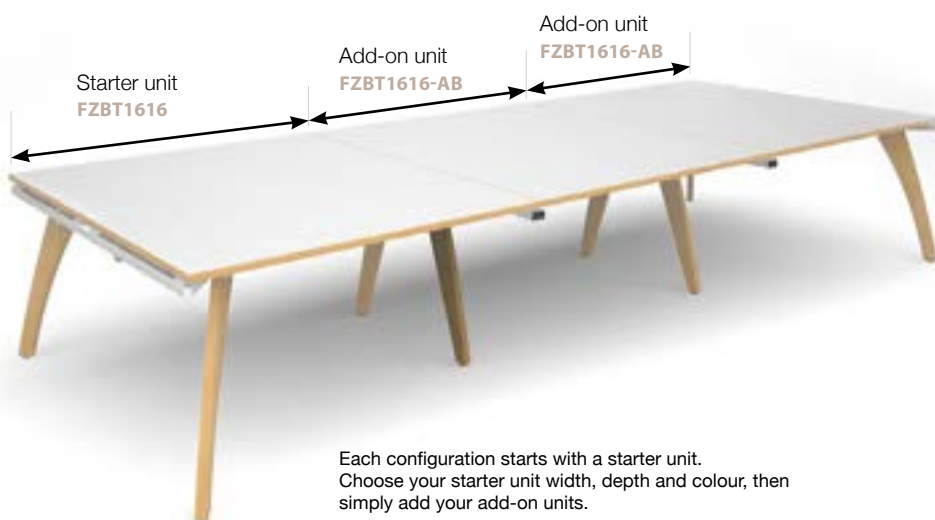
Rectangular Boardroom Tables



CODE	W	D	H	STOCKED	MTO	
FZBT3216	3200	1600	725	£1770	£1825	-CO with 132mm x 272mm cutouts
FZBT3216-CO	3200	1600	725	£1770	£1825	

- Rectangular boardroom table with 25mm tops and steel framework
- Solid oak leg frame provides a modern, stylish twist on boardroom tables

How-to-guide



Each configuration starts with a starter unit. Choose your starter unit width, depth and colour, then simply add your add-on units.

Starter plus Add-on units



Starter leg moves to the end



Fully assembled units



FRAMES



White (WH)

STOCKED



White (WH)

3 week
lead time

MTO



Grey Oak (GO)



Oak (O)



White/Oak (WO)

Please add frame finish followed by table top colour when ordering eg. FZBT1616 with White frame in White/Oak = FZBT1616-WH-WO


ARROW HEAD

ARROW HEAD BOARDROOM TABLES

Simply designed to ensure core functionality, Arrow Head offers versatile tables in a variety of shapes and finishes to suit any boardroom or meeting setting. The Arrow Head leg design offers rigidity and strength with its clean cut lines and balanced proportions. Single tables can be used individually for meetings, or several tables can be grouped together to achieve various room layouts.



STOCKED TOP FINISHES




Beech (B)




White (WH)


MADE-TO-ORDER TOP FINISHES



Grey Oak (GO)



Oak (O)



Walnut (W)

POWER READY



ECLIPSE - ENDD1
RRP £570



AERO - APD2PINF/1S/1D/1T-K
RRP £330



THOLUS - THL-2
RRP £1680

Boardroom table tops with the suffix '-CO' are supplied with rectangular cutouts 132mm x 272mm routed into the tops in a central position on the Arrow Head range of boardroom tables, suitable for the above power modules (mains leads to be ordered separately). See pages 187-189 for more information.

ARROWHEAD

BOARDROOM TABLES

Rectangular Boardroom Tables



CODE	W	D	H	STOCKED	MTO
EB18	1800	1000	725	£572	£590
EB20	2000	1000	725	£611	£631
EB18-CO	1800	1000	725	£572	£590
EB20-CO	2000	1000	725	£611	£631



-CO with 132mm x 272mm cutout

- Rectangular boardroom table with 25mm tops & impact resistant ABS edging
- Additional modular extensions enable a variety of configurations

Boat Shape Boardroom Table



CODE	W	D	H	STOCKED	MTO
ERB24	2400	800-1300	725	£817	£840

- Radial boardroom table with 25mm tops & impact resistant ABS edging
- Boat shaped table top available in a choice of five wood finishes

Radial End Boardroom Table



CODE	W	D	H	STOCKED	MTO
EB24	2400	1000	725	£785	£808
EB24-CO	2400	1000	725	£785	£808



-CO with 132mm x 272mm cutout

- Radial end boardroom table with 25mm tops & impact resistant ABS edging
- Curved table top with arrow head panel legs and adjustable foot levellers

Circular Meeting Table



CODE	W	D	H	STOCKED	MTO
RT12	1200	1200	725	£329	£338

- Circular meeting table with 25mm tops & impact resistant ABS edging
- Free standing table with cruciform legs

Radial Extension Table



CODE	W	D	H	STOCKED	MTO
EB10D	1000	1000	725	£328	£338

- Radial boardroom extension table with 25mm tops & ABS edging
- To be used together with the rectangular boardroom table and square extensions

Square Extension Table



CODE	W	D	H	STOCKED	MTO
EB10	1000	1000	725	£294	£338

- Square boardroom extension table with 25mm tops & ABS edging
- To be used together with the rectangular boardroom table and radial extensions

STOCKED

MTO



Beech (B)

White (WH)

3 week lead time



Grey Oak (GO)

Oak (O)

Walnut (W)

Please add table top colour when ordering eg. EB18 in Grey Oak = EB18GO


TRUMPET BASE

TRUMPET BASE BOARDROOM TABLES

Our trumpet base tables are a modern solution for any boardroom featuring a robust, weighted circular base available in silver, white or chrome that offers the ultimate in strength and durability. Curved and straight table tops are available in a choice of five colour finishes to present your company in the best possible way, whether the need calls for impromptu meetings or creative collaboration.



STOCKED TOP FINISHES




Beech (B)




White (WH)


MADE-TO-ORDER TOP FINISHES



Grey Oak (GO)



Oak (O)



Walnut (W)

POWER READY



ECLIPSE - ENDD1
RRP £570



AERO - APD2PINF/1S/1D/1T-K
RRP £330



THOLUS - THL-2
RRP £1680

Boardroom table tops with the suffix '-CO' are supplied with rectangular cutouts 132mm x 272mm cutouts routed into the tops in a central position on the Trumpet Base range of boardroom tables, suitable for the above power modules (mains leads to be ordered separately). See pages 187-189 for more information.

TRUMPET BASE

BOARDROOM TABLES

Rectangular Boardroom Tables



CODE	W	D	H	STOCKED	MTO
TB18	1800	1000	725	£820	£840
TB20	2000	1000	725	£860	£880
TB18-CO	1800	1000	725	£820	£840
TB20-CO	2000	1000	725	£860	£880



-CO with 132mm x 272mm cutout

- Rectangular tables 1000mm with 25mm tops & impact resistant ABS edging
- Additional modular extensions enable a variety of configurations

Radial End Boardroom Table



CODE	W	D	H	STOCKED	MTO
TB24	2400	1000	725	£1117	£1150
TB24-CO	2400	1000	725	£1117	£1150



-CO with 132mm x 272mm cutout

- Radial end table 1000mm with 25mm tops & impact resistant ABS edging
- Curved table top with steel trumpet base weighted for stability

Circular Boardroom Table



CODE	W	D	H	STOCKED	MTO
TB10C	1000	1000	725	£550	£570

- Circular tables with 25mm tops & impact resistant ABS edging
- Free standing table 1000mm with 680mm diameter, weighted trumpet base

Circular Boardroom Table



CODE	W	D	H	STOCKED	MTO
TB12C	1200	1200	725	£605	£620

- Circular tables with 25mm tops & impact resistant ABS edging
- Free standing table 1200mm with 680mm diameter, weighted trumpet base

Radial Extension Table



CODE	W	D	H	STOCKED	MTO
TB10D	1000	1000	725	£460	£470

- Radial end extension table with 25mm tops & impact resistant ABS edging
- To be used together with the rectangular boardroom table and square extensions

Square Extension Table



CODE	W	D	H	STOCKED	MTO
TB10	1000	1000	725	£425	£440


- Square extension table 1000mm with 25mm tops & impact resistant ABS edging
- Can be used as a stand alone table or as a table extension

FRAMES



Chrome (C) Silver (S) White (WH)

STOCKED



Beech (B) White (WH)

3 week lead time

MTO



Grey Oak (GO) Oak (O) Walnut (W)

Please add frame finish followed by table top colour when ordering eg. TB10 with Silver frame in Oak = TB10-S-O


ETERNAL

BOARDROOM TABLES

Eternal is a sophisticated boardroom table collection with robust customisable options for all your meeting room needs. Many sizes, shapes, and details let you tailor the look for formal or casual settings, with stylish flat circular bases and cylindrical columns, tops available in five finishes, and integrated power options which makes Eternal a practical choice for supporting technology.



STOCKED TOP FINISHES




Beech (B)




White (WH)


MADE-TO-ORDER TOP FINISHES



Grey Oak (GO)



Oak (O)




Walnut (W)

POWER READY



ECLIPSE - ENDD1
RRP £570



AERO - APD2PINF/1S/1D/1T-K
RRP £330



THOLUS - THL-2
RRP £1680



PIXEL - PX-1
RRP £330



PLUTO - PL-2
RRP £525



INCA - 79-1
RRP £550

Boardroom table tops with the suffix '-CO' are supplied with either a rectangular 272mm x 132mm cutout or 80mm diameter cutout routed into the tops in a central position on the Eternal range of boardroom tables, suitable for the above power modules (mains leads to be ordered separately). See pages **182-189** for more information.

Rectangular Boardroom Tables



CODE	W	D	H	STOCKED	MTO
ETN18	1800	1000	725	£815	£840
ETN20	2000	1000	725	£860	£890
ETN18-CO	1800	1000	725	£815	£840
ETN20-CO	2000	1000	725	£860	£890



-CO with 132mm x 272mm cutout

- Rectangular tables 1000mm with 25mm tops & impact resistant ABS edging
- Additional modular extensions enable a variety of configurations

Radial End Boardroom Tables



CODE	W	D	H	STOCKED	MTO
ETN24	2400	1000	725	£1117	£1150
ETN24-CO	2400	1000	725	£1117	£1150



-CO with 132mm x 272mm cutout

- Radial end table 1000mm with 25mm tops & impact resistant ABS edging
- Curved table top with steel trumpet bases weighted for stability

Circular Boardroom Tables



CODE	W	D	H	STOCKED	MTO
ETN10C	1000	1000	725	£550	£570
ETN10C-CO	1000	1000	725	£665	£680



-CO with 80mm diameter cutout

- Circular tables with 25mm tops & impact resistant ABS edging
- Free standing table 1000mm with flat circular 680mm diameter base

Circular Boardroom Tables



CODE	W	D	H	STOCKED	MTO
ETN12C	1200	1200	725	£610	£625
ETN12C-CO	1200	1200	725	£720	£740



-CO with 80mm diameter cutout

- Circular tables with 25mm tops & impact resistant ABS edging
- Free standing table 1200mm with flat circular 680mm diameter base

Radial Extension Table



CODE	W	D	H	STOCKED	MTO
ETN10D	1000	1000	725	£460	£477

- Radial end extension table with 25mm tops & impact resistant ABS edging
- To be used together with the rectangular boardroom table and square extensions

Square Extension Tables



CODE	W	D	H	STOCKED	MTO
ETN10	1000	1000	725	£425	£450
ETN10-CO	1000	1000	725	£540	£560



-CO with 80mm diameter cutout

- Square extension table 1000mm with 25mm tops & ABS edging
- Can be used as a stand alone table or as a table extension

FRAMES



Black (K) Brushed Steel (BS)

STOCKED



Beech (B) White (WH)

3 week lead time

MTO




Grey Oak (GO) Oak (O) Walnut (W)

Please add frame finish followed by table top colour when ordering eg. ETN18 with Black frame in Grey Oak = ETN18-K-GO

RADIAL LEG

BOARDROOM TABLES



Radial leg tables are defined by clean lines and a simple leg design which provide a place to gather, an area to create, or a spot to focus. Simplistic yet robust, the round tubular screw in legs, available in chrome, silver, black and white, complement the 25mm table tops to suit any intended space, with a choice of 3 boardroom tables sizes to meet the demands of any user group.

Circular and radial end meeting tables with radial screw-in legs

Can also be used as a cafe/dining table in any workplace setting

Curved table top for boardrooms with six radial screw-in legs

Radial end table with 25mm tops & impact resistant ABS edging



CODE	DESCRIPTION	W	D	H	RRP
DRL1000C	Circular	1000	1000	725	£387
DRL1200C	Circular	1200	1200	725	£414
DRL2400	Radial end	2400	1000	725	£493



Please add leg finish followed by table top colour when ordering eg. **DRL2400** with Black legs in Oak = **DRL2400-K-O**

ANSON

BOARDROOM TABLES



The boardroom is an integral part of any office and it's the room where it all happens and the Anson range of boardroom tables provide attendees with the distinctive impression of quality, precision & strength that makes a bold, visual statement in any conference room. Create the right impression for customers, employees, important business contacts, interviewees, and showcase the business in the best possible way with Anson tables.

Makes a bold, visual statement in any conference room and create a space with a beautiful aesthetic

Circular, square and rectangular table top options with clean lines and an elegant, sleek design

Offer a versatile whole room solution and bring a timeless appeal to the executive space

Two-tone designer leg frames complement the stylish Barcelona Walnut table tops



CODE	DESCRIPTION	W	D	H	RRP
ANS-TBC12	Circular	1200	1200	725	£1200
ANS-TBS12	Square	1200	1200	725	£1200
ANS-TBR22	Rectangular	2200	1200	725	£1400

Barcelona Walnut (BW)

Please add table top colour when ordering eg. **ANS-TBS12** in Barcelona Walnut = **ANS-TBS12-BW**

MODULAR

MEETING TABLES

Meeting room tables offer the ability to quickly and easily configure a room to meet the demands of any user group, with a selection of leg styles and frames that can be folded quickly and easily to store away when not in use. From private workspaces to collaborative gathering points, the clean, functional lines and vast mix of configuration options offer everything needed for employees to be inspired and productive.



PRODUCT SPECS

BS EN15372:2016 (selected products)



Product
guarantee



Designed &
manufactured

OPTIONS



Available
from stock

STYLES

RECTANGULAR

SQUARE

SEMI
CIRCULAR

Collection of tables shapes designed for each range



DELUXE FLIPTOP PAGE 226



FLIPTOP PAGE 228



STRAIGHT FOLDING LEG PAGE 230



CURVED FOLDING LEG PAGE 232




RADIAL LEG PAGE 234




FLEXI 25 PAGE 236


WOOD FINISHES



Beech
(B)



Grey Oak
(GO)



Oak
(O)



White
(WH)


DELUXE FLIPTOP

MODULAR MEETING TABLES


Our deluxe fliptop tables allow you to create dynamic spaces for people to easily meet and collaborate. The full tilting underframe and user friendly, pivoted release mechanism ensures a smooth, controlled flipping action, with heavy duty castors that lock securely into place when tables are in use, and allow for easy manoeuvrability when the fliptop tables are nested together for convenient storage.




STOCKED TOP FINISHES



Beech
(B)



Grey Oak
(GO)



Oak
(O)



White
(WH)

FRAME FINISHES



Black (K)



Silver (S)



White (WH)

DELUXE FLIPTOP

MODULAR MEETING TABLES

Rectangular Deluxe Fliptop Tables



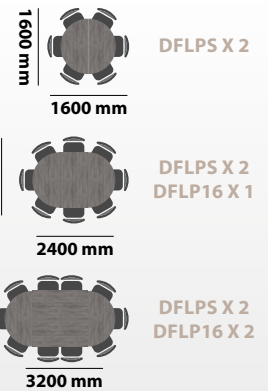
CODE	W	D	H	RRP
DFLP12	1200	800	725	£727
DFLP14	1400	800	725	£739
DFLP16	1600	800	725	£783

- Rectangular tables 800mm deep with a folding table top for easy storage
- Fliptop to manoeuvre between tight spaces and nest together

Semi-Circular Deluxe Fliptop Table



Example layouts



CODE	W	D	H	RRP
DFLPS	1600	800	725	£818

- Semi-circular tables 800mm deep with a tilting frame for easy storage
- Modular tables for multiple configurations with lockable castors

Nesting Deluxe Fliptop Tables



215mm gap in between tables when nested together



Black (K)



Silver (S)



White (WH)



Beech (B)



Grey Oak (GO)



Oak (O)



White (WH)

Please add frame finish followed by table top colour when ordering eg. **DFLP16** with White frame in Grey Oak = **DFLP16-WH-GO**


FLIPTOP

MODULAR MEETING TABLES


Fliptop tables are an excellent choice for conference, office, meeting and training facilities with the ability to quickly and easily configure a room. Incorporating a simple, thumb wheel release mechanism, the fliptop table frames provide a reliable, cost-effective and space saving solution within all workplace environments. Then you can simply fold down and roll away until needed again.




STOCKED TOP FINISHES



Beech
(B)



Grey Oak
(GO)



Oak
(O)



White
(WH)

FRAME FINISHES



Silver (S)

Rectangular Fliptop Tables



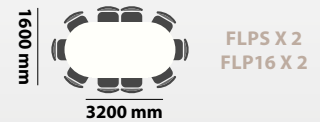
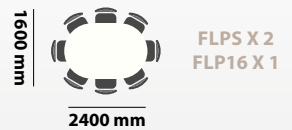
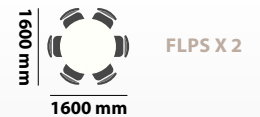
CODE	W	D	H	RRP
FLP12	1200	800	725	£422
FLP14	1400	800	725	£437
FLP16	1600	800	725	£465

- Rectangular tables 800mm deep with a folding table top for easy storage
- Fliptop to manoeuvre between tight spaces and nest together

Semi-Circular Fliptop Table



Example layouts



CODE	W	D	H	RRP
FLPS	1600	800	725	£481

- Semi-circular tables 800mm deep with a tilting frame for easy storage
- Modular tables for multiple configurations with lockable castors

Fliptop Tilting Underframe



215mm gap in between tables when nested together



Silver (S)



Beech (B)



Grey Oak (GO)



Oak (O)



White (WH)

Please add frame finish followed by table top colour when ordering eg. **FLP16** with Silver frame in White = **FLP16-S-WH**


STRAIGHT LEG

FOLDING MODULAR MEETING TABLES


Straight folding leg tables combine simplistic good looks with versatility and are ideal for use in meeting rooms, conference suites and exhibitions. A click button mechanism on the underside of the table means the folding frame, available in different finish options, can be folded neatly within the footprint of the table top, offering easy manoeuvrability and convenient storage.




STOCKED TOP FINISHES



Beech
(B)



Grey Oak
(GO)



Oak
(O)



White
(WH)

FRAME FINISHES



Black (K)



Chrome (C)



Silver (S)



White (WH)

STRAIGHT LEG

FOLDING MODULAR MEETING TABLES

Rectangular Folding Leg Tables



CODE	W	D	H	RRP
SFL1200	1200	800	725	£431
SFL1400	1400	800	725	£445
SFL1600	1600	800	725	£463
SFL1800	1800	800	725	£520

- Rectangular tables 800mm deep with folding tubular legs
- Folding frame for easy handling and storage when not in use

Semi-Circular Folding Leg Table



Example layouts



CODE	W	D	H	RRP
SFL1600S	1600	800	725	£519

- Semi-circular tables 800mm deep with folding tubular straight frame
- Modular tables for multiple configurations with steel frame and legs

Straight Folding Legs Storage



STACKING HEIGHT
125mm per table
Stack up to 12 high (1.5m)



Black (K)



Chrome (C)



Silver (S)



White (WH)



Beech (B)



Grey Oak (GO)



Oak (O)



White (WH)

Please add frame finish followed by table top colour when ordering eg. **SFL1600** with Black frame in Grey Oak = **SFL1600-K-GO**


CURVED LEG

FOLDING MODULAR MEETING TABLES


Curved folding leg tables combine stylish good looks with versatility and are ideal for use in meeting rooms, conference suites and exhibitions. When folded, the tables stack together neatly for easy storage. The frame design also offers sufficient leg room for users when sat around the tables, and can be used stand-alone or together with the rectangular and semi-circular tables to create your layout.




STOCKED TOP FINISHES



Beech
(B)



Grey Oak
(GO)



Oak
(O)



White
(WH)

FRAME FINISHES



Black (K)



Chrome (C)



Silver (S)



White (WH)

CURVED LEG

FOLDING MODULAR MEETING TABLES

Rectangular Folding Leg Tables



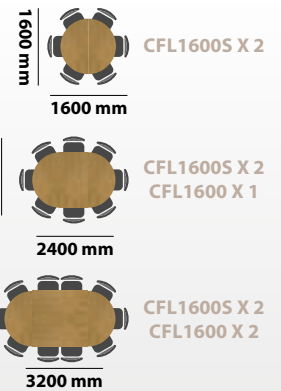
CODE	W	D	H	RRP
CFL1200	1200	800	725	£431
CFL1400	1400	800	725	£445
CFL1600	1600	800	725	£463
CFL1800	1800	800	725	£520

- Rectangular tables 800mm deep with folding tubular curved frame
- Folding frame for easy handling and storage when not in use

Semi-Circular Folding Leg Table



Example layouts



CODE	W	D	H	RRP
CFL1600S	1600	800	725	£519

- Semi-circular tables 800mm deep with folding tubular curved frame
- Modular tables for multiple configurations with steel frame and legs

Curved Folding Leg Mechanism



Please add frame finish followed by table top colour when ordering eg. **CFL1600** with White frame in Oak = **CFL1600-WH-O**


RADIAL LEG

MODULAR MEETING TABLES


Radial leg tables are defined by clean lines and a simple leg design which provide a place to gather, an area to create, or a spot to focus. Simplistic yet robust, the round tubular screw in legs, available in chrome, silver, black and white, complement the 25mm table tops to suit any intended space, with a variety of configurations to meet the demands of any user group.




STOCKED TOP FINISHES




Barcelona Walnut (BW)




Beech (B)



Grey Oak (GO)



Kendal Oak (KO)



Oak (O)



Onyx Grey (OG)



White (WH)

FRAME FINISHES



Black (K)



Chrome (C)



Silver (S)



White (WH)

RADIAL LEG

MODULAR MEETING TABLES

Straight Radial Leg Tables



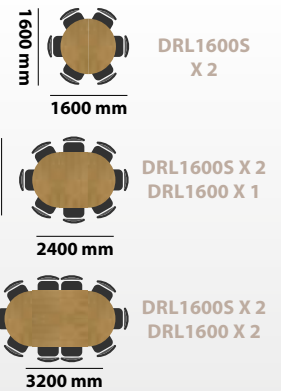
CODE	W	D	H	RRP
DRL800	800	800	725	£304
DRL1200	1200	800	725	£313
DRL1400	1400	800	725	£333
DRL1600	1600	800	725	£355
DRL1800	1800	800	725	£412

- Straight tables 800mm deep with radial legs
- Deluxe radial legs which screw into the table tops to suit any meeting space

Semi-Circular Radial Leg Table



Example layouts



CODE	W	D	H	RRP
DRL1600S	1600	800	725	£412

- Semi-circular tables 800mm deep with radial screw-in legs
- Modular tables for multiple configurations with 60mm diameter legs

How-to Guide



Please add leg finish followed by table top colour when ordering eg. **DRL1600** with Black legs in Barcelona Walnut = **DRL1600-K-BW**


FLEXI 25

MODULAR MEETING TABLES


Our flexible meeting table solutions are suitable for a wide range of applications to cater for all of your office needs. Offering complete mobility and functionality, our Flexi tables are solid, reliable and built to last. Available in a wide range of sizes, 25mm table top finishes and with a choice of silver or graphite powder coated steel frames, Flexi tables can be used in multiple combinations for all styles of meetings.




STOCKED TOP FINISHES



Beech
(B)



Grey Oak
(GO)



Oak
(O)



White
(WH)

FRAME FINISHES



Graphite (G)



Silver (S)

FLEXI 25

MODULAR MEETING TABLES

Silver Leg Flexi-Tables



CODE	W	D	H	RRP
FLT800-S	800	800	725	£170
FLT1200-S	1200	800	725	£181
FLT1400-S	1400	800	725	£197
FLT1600-S	1600	800	725	£212
FLT1800-S	1800	800	725	£228

- 800mm deep tables with silver frame supplied flat packed
- Spiral stacking option for easy, convenient storage

Graphite Leg Flexi-Tables



CODE	W	D	H	RRP
FLT800-G	800	800	725	£170
FLT1200-G	1200	800	725	£181
FLT1400-G	1400	800	725	£197
FLT1600-G	1600	800	725	£212
FLT1800-G	1800	800	725	£228

- 800mm deep tables with graphite frame supplied flat packed
- Spiral stacking option for easy, convenient storage

Spiral Stacking



STACKING HEIGHT
Offset stacking up to 8 high
(1125mm high)



Graphite (G)



Silver (S)



Beech (B)



Grey Oak (GO)



Oak (O)



White (WH)

Please add frame finish followed by table top colour when ordering eg. **FLT1600-S** with Silver frame in Oak = **FLT1600-S-O**

TABLE LINK

MECHANISM



The table linking mechanism allows you to easily connect and disconnect multiple meeting tables in no time flat, ensuring a tight, stable and level conference table combination to complement any meeting space. The low profile design of the linking mechanism quickly and easily locks into place and can be used with fliptop, folding leg and radial leg tables of all shapes and sizes.

Easy to fit table top linking mechanism with a quick release mechanism

Use when creating table configurations to ensure the table tops are level

Can be used with fliptop, folding leg and radial leg tables

Linking device for use with meeting table configurations



CODE	DESCRIPTION	RRP
TVLOCK	Table link	£40



Black

MOBY

MOBILE MEDIA UNIT



Catering to modern day office needs, the Moby mobile multi-media unit has all you can ask for in good looks as well as practicality. Moby makes it easy to collaborate and share information in presentations, brainstorming, or classroom settings. Sturdy, strong and easy to move around, it can be used with a TV up to 52", with power module and removable side panels for access to power and hiding unsightly wires.

Optimise the time spent in meetings or presentations in the modern office

TV bracket offers the ideal mounting space for screens TV's from 17-37.5" (TV not included)

Power module, TV bracket and shelf for a multi-functional flexible unit

Supplied with internal power module with 2 x UK plug and HDMI socket



CODE	DESCRIPTION	W	D	H	MTD
MBY808-WHO-BK	Unit with shelf, power module and tv bracket	800	500	1800	£1500

MTD

6 week
lead time



CAFE & DINING TABLES

Dining tables bring people together, inspiring conversation and collaboration. Whether it's to grab a bite to eat or engage in lively conversation, the range of dining tables are perfect for cafes, lounges, canteens - anywhere people gather. The extremely versatile and very adaptable tables offer users a comfortable dining position for eating or alternatively for some time away from your desk working.



PRODUCT SPECS



Product guarantee



Designed & manufactured

OPTIONS



Available from stock



4 week lead time



Electrical accessories

STYLES

RECTANGULAR

SQUARE

CIRCULAR

SHIELD

Collection of tables shapes designed for each range



MONZA PAGE 242



BRESCIA PAGE 248



EROS PAGE 248



PISA PAGE 250



GENOA PAGE 253




ROMA PAGE 254




LAPTOP PAGE 255


STOCKED WOOD FINISHES




Barcelona Walnut (**BW**)




Beech (**B**)



Grey Oak (**GO**)



Kendal Oak (**KO**)



Oak (**O**)



White (**WH**)


MONZA

COFFEE, DINING & POSEUR TABLES


Classic, contemporary and refined are the words most often used to describe the Monza range. Tables are available in coffee and poseur table formats as well as standard height meeting or dining tables. With its slim profile base and tubular column, Monza has a timeless design that never goes out of style, and the choice of circular, square or rectangular tops allows for customisation of design and function.




FINISHES




Barcelona Walnut (**BW**)




Beech (**B**)



Grey Oak (**GO**)



Kendal Oak (**KO**)



Oak (**O**)



White (**WH**)



4 week
lead time

BASE FINISHES



Black (**K**)



Brushed Steel (**BS**)



White (**WH**)

Circular Tables with Flat Round Base

CODE	DESCRIPTION	W	D	H	STOCKED	MTO
MCC800	Coffee	800	800	490	£355	£636
MDC800	Dining	800	800	725	£355	£742
MPC800	Poseur	800	800	1110	£422	£848

- Circular tables with 25mm table top
- Single column with flat round base



Square Tables with Flat Round Base

CODE	DESCRIPTION	W	D	H	STOCKED	MTO
MCS800	Coffee	800	800	490	£355	£742
MDS800	Dining	800	800	725	£404	£848
MPS800	Poseur	800	800	1110	£530	£954

- Square table with 25mm table top
- Single column with flat round base



Rectangular Tables with Flat Round Bases

CODE	W	D	H	STOCKED	MTO
MPR1200	1200	800	1110	£731	£1166
MPR1400	1400	800	1110	£761	£1272
MPR1600	1600	800	1110	£789	£1378
MPR1800	1800	800	1110	£816	£1484

CODE	W	D	H	STOCKED	MTO
MDR1200	1200	800	725	£649	£1060
MDR1400	1400	800	725	£677	£1166
MDR1600	1600	800	725	£704	£1272
MDR1800	1800	800	725	£731	£1378

CODE	W	D	H	STOCKED	MTO
MCR1200	1200	800	490	£621	£954
MCR1400	1400	800	490	£649	£1060
MCR1600	1600	800	490	£677	£1166
MCR1800	1800	800	490	£704	£1272

- Rectangular poseur table with 25mm table top
- Double column with flat round base



Black (K) Brushed Steel (BS) White (WH)



Barcelona Walnut (BW) Beech (B) Grey Oak (GO) Kendal Oak (KO) Oak (O) White (WH)



Laminate

Please add base finish followed by table top colour when ordering eg. MDR1600 with White base in Kendal Oak = MDR1600-WH-KO


POWER READY

POWER READY CAFE & DINING TABLES

Furniture and equipment that allows quick set-up and connections is a high priority so people can pick up where they left off in another working area. Table tops with circular cutouts are designed to incorporate power and data capabilities to transform office canteens and dining spaces, where employees can take their laptops, tablets and phones with them for a more connected, advanced working environment.



STOCKED MFC TOP FINISHES



Beech (B)



White (WH)

MADE-TO-ORDER TOP FINISHES



4 week
lead time

BASE FINISHES



Brushed Steel (BS)

Circular Tables with Cutouts

CODE	DESCRIPTION	W	D	H	STOCKED	MTO
MCC800-CO	Coffee	800	800	480	£459	£742
MDC800-CO	Dining	800	800	725	£459	£848
MPC800-CO	Poseur	800	800	1110	£542	£954

- Circular 800mm table with 80mm central cutout for power modules
- Single column with flat round base



Please note:
Mains lead to be ordered separately

CODE	DESCRIPTION	W	D	H	RRP
ION-1-K	Black	100	100	2	£75
ION-1-WH	White	100	100	2	£75

- Ultra-compact Ion power unit to fit in 80mm table cutout
- 1 x UK socket, 1 x USB Charger (type A)

BASE



Brushed Steel (BS)

STOCKED



Beech (B)



White (WH)

MTO



Laminate

Please add base finish followed by table top colour when ordering eg. MCC800-CO with Brushed Steel base in Beech = MCC800-CO-BS-B


BRESCIA

COFFEE, DINING & POSEUR TABLES

The Brescia collection of tables features simple, contemporary lines and its expansive product offering supports virtually any workplace environment. Brescia tables are offered in a variety of sizes, shapes and heights. Supporting the 25mm table tops, available in 6 finishes, is a matching central column and slim square base which wouldn't look out of place in any modern workplace.




FINISHES




Barcelona Walnut (BW)




Beech (B)




Grey Oak (GO)



Kendal Oak (KO)



Oak (O)



White (WH)



4 week
lead time

BASE FINISHES



Black (K)



Brushed Steel (BS)



White (WH)

Circular Tables with Flat Square Base

CODE	DESCRIPTION	W	D	H	STOCKED	MTO
BCC800	Coffee	800	800	490	£340	£636
BDC800	Dining	800	800	725	£340	£742
BPC800	Poseur	800	800	1110	£408	£848

- Circular tables with 25mm table top
- Single column with flat square base



Square Tables with Flat Square Base

CODE	DESCRIPTION	W	D	H	STOCKED	MTO
BCS800	Coffee	800	800	490	£340	£742
BDS800	Dining	800	800	725	£386	£848
BPS800	Poseur	800	800	1110	£508	£954

- Square table with 25mm table top
- Single column with flat square base



Rectangular Tables with Flat Square Bases

CODE	W	D	H	STOCKED	MTO	CODE	W	D	H	STOCKED	MTO	CODE	W	D	H	STOCKED	MTO
BPR1200	1200	800	1110	£703	£1166	BDR1200	1200	800	725	£622	£1060	BCR1200	1200	800	490	£594	£954
BPR1400	1400	800	1110	£729	£1272	BDR1400	1400	800	725	£649	£1166	BCR1400	1400	800	490	£622	£1060
BPR1600	1600	800	1110	£756	£1378	BDR1600	1600	800	725	£677	£1272	BCR1600	1600	800	490	£649	£1166
BPR1800	1800	800	1110	£783	£1484	BDR1800	1800	800	725	£703	£1378	BCR1800	1800	800	490	£677	£1272

- Rectangular tables with 25mm table top
- Double column with flat square base



BASES



Black
(K)



Brushed Steel
(BS)



White
(WH)



Barcelona
Walnut (BW)



Beech
(B)



Grey Oak
(GO)



Kendal Oak
(KO)



Oak
(O)



White
(WH)

STOCKED

MTO



Laminate

Please add base finish followed by table top colour when ordering eg. **BDR1600** with Brushed Steel base in Barcelona Walnut = **BDR1600-BS-BW**


EROS

COFFEE, DINING & POSEUR TABLES


Eros tables have the right proportions, flawless surfaces and a solid foundation, featuring a sturdy, rectangular base and twin uprights available in black, brushed steel and white that offer the ultimate in strength and stability. Eros has a simple yet stylish design which can be used as a dining table or as a meeting table in any traditional or modern breakout space or dining area.




FINISHES




Barcelona Walnut (**BW**)




Beech (**B**)



Grey Oak (**GO**)



Kendal Oak (**KO**)



Oak (**O**)



White (**WH**)



4 week
lead time

BASE FINISHES



Black (**K**)



Brushed Steel (**BS**)



White (**WH**)

Rectangular Coffee Table with Flat Rectangular Base



CODE	W	D	H	STOCKED	MTO
ECR1200	1200	800	490	£594	£954
ECR1400	1400	800	490	£622	£1060
ECR1600	1600	800	490	£649	£1166

- Rectangular coffee table with two square columns and flat rectangular base
- Ideal for use with soft seating in an informal waiting area

Rectangular Dining Table with Flat Rectangular Base



CODE	W	D	H	STOCKED	MTO
EDR1200	1200	800	725	£622	£1060
EDR1400	1400	800	725	£649	£1166
EDR1600	1600	800	725	£677	£1272

- Rectangular dining table with two square columns and flat rectangular base
- Suitable for use as a dining or meeting table

Rectangular Poseur Table with Flat Rectangular Base



CODE	W	D	H	STOCKED	MTO
EPR1200	1200	800	1100	£703	£1166
EPR1400	1400	800	1100	£729	£1272
EPR1600	1600	800	1100	£756	£1378

- Rectangular poseur table with two square columns and flat rectangular base
- High table ideal for use in canteen environments

BASES



Black
(K)



Brushed Steel
(BS)



White
(WH)



Barcelona
Walnut (BW)



Beech
(B)



Grey Oak
(GO)



Kendal Oak
(KO)



Oak
(O)



White
(WH)

STOCKED

MTO



Laminate

Please add base finish followed by table top colour when ordering eg. EDR1200 with Black base in Grey Oak = EDR1200-K-GO


PISA

COFFEE, DINING & POSEUR TABLES


The Pisa tables range has been designed to bring people together, inspiring conversation and collaboration. Designed to complement virtually any décor, the polished chrome circular base and column supports a 25mm table top available in a variety of sizes and finishes, as well as dining, poseur and coffee table heights, making it perfect for canteens, cafes, lounges, receptions - anywhere people gather.




STOCKED TOP FINISHES




Barcelona Walnut (BW)




Beech (B)



Grey Oak (GO)



Kendal Oak (KO)



Oak (O)



White (WH)

BASE FINISH



Chrome

Circular Tables with Round Base

CODE	DESCRIPTION	W	D	H	STOCKED
PCC800	Coffee	800	800	490	£359
PDC800	Dining	800	800	725	£362
PPC800	Poseur	800	800	1110	£433

- Circular tables with 25mm table top
- Single chrome column with radial base



Square Tables with Round Base

CODE	DESCRIPTION	W	D	H	STOCKED
PCS800	Coffee	800	800	490	£362
PDS800	Dining	800	800	725	£404
PPS800	Poseur	800	800	1110	£530

- Square tables with 25mm table top
- Single chrome column with radial base



Rectangular Tables with Round Bases

CODE	W	D	H	STOCKED
PPR1200	1200	800	1110	£731
PPR1400	1400	800	1110	£761
PPR1600	1600	800	1110	£789
PPR1800	1800	800	1110	£816

CODE	W	D	H	STOCKED
PDR1200	1200	800	725	£562
PDR1400	1400	800	725	£599
PDR1600	1600	800	725	£616
PDR1800	1800	800	725	£633

CODE	W	D	H	STOCKED
PCR1200	1200	800	490	£564
PCR1400	1400	800	490	£564
PCR1600	1600	800	490	£616
PCR1800	1800	800	490	£631

- Rectangular tables with 25mm table top
- Double upright columns with radial base



Chrome



Barcelona Walnut (BW)



Beech (B)



Grey Oak (GO)



Kendal Oak (KO)



Oak (O)



White (WH)

Please add base finish followed by table top colour when ordering eg. PDR1600 with Chrome base in White = PDR1600-WH


GENOA

DINING TABLES


Genoa dining tables have the right proportions, flawless surfaces and a solid foundation, featuring a trumpet base available in silver, white or chrome that offers the ultimate in strength and stability. Curved and straight table tops are available in a choice of 6 colour finishes, with a simple yet stylish design which can be used as a dining table or as a meeting table in any traditional or modern breakout dining area.




STOCKED TOP FINISHES




Barcelona Walnut (**BW**)




Beech (**B**)



Grey Oak (**GO**)



Kendal Oak (**KO**)



Oak (**O**)



White (**WH**)

BASE FINISH



Chrome (**C**)



Silver (**S**)



White (**WH**)

Circular Tables with Trumpet Base



CODE	W	D	H	RRP
GDC800	800	800	725	£355

- Circular tables with 25mm table top
- Single chrome column with radial base

Square Tables with Trumpet Base



CODE	W	D	H	RRP
GDS800	800	800	725	£404

- Square tables with 25mm table top
- Single chrome column with radial base

Rectangular Tables with Trumpet Bases



CODE	W	D	H	RRP
GDR1200	1200	800	725	£649
GDR1400	1400	800	725	£677
GDR1600	1600	800	725	£704
GDR1800	1800	800	725	£731

- Rectangular tables with 25mm table top
- Double upright columns with radial base

BASES



Chrome (C)



Silver (S)



White (WH)



Barcelona
Walnut (BW)



Beech
(B)



Grey Oak
(GO)



Kendal Oak
(KO)



Oak
(O)



White
(WH)

Please add base finish followed by table top colour when ordering eg. **GDS800** with Silver base in Beech = **GDS800-S-B**

ROMA

DINING TABLES



Comprising of an incredibly sturdy and reliable aluminium table base, Roma dining tables are just as suitable for the office canteen as the cafeteria. A stable four leg base in chrome enables seating to tuck in effortlessly and the base of the table has adjustable feet that allow you to prevent any wobbling on uneven floors. It is also versatile in its simplicity, making it suitable for many different applications.

25mm table top with chrome four leg base and foot levellers

Boasting an uncomplicated design and exceptional stability

Versatile and adaptable tables offer users a comfortable dining position for eating

Range of square and circular tables which will add charm and warmth to any office breakout room or café area



CIRCULAR

CODE	W	D	H	RRP
RDC800	800	800	725	£346

SQUARE

CODE	W	D	H	RRP
RDS800	800	800	725	£346



Please add table top colour when ordering eg. **RDS800** in Oak = **RDS800-O**

BUDDY

LAPTOP TABLES



It's a marriage of materials that harmoniously combine with simple shapes for beautifully designed, sophisticated tables that produce a stylish focal point for any breakout space. The extremely versatile and very adaptable Buddy tables offer users a comfortable working position for using modern technology devices when sitting in a sofa or lounge chair, in addition to sleek, modern laptop tables which are both practical and versatile.

Laptop tables provide support with a weighted stable base and elegant column

Fashionable, flexible and highly functional with choice of black or white frames

Ideal for use with soft seating to work away from desk for a break

Straight edge stained to match top available in stocked and MTO finishes



BUDDY-1-K



BUDDY-2-WH

CODE	DESCRIPTION	W	D	H	STOCKED	MTO
BUDDY-1-K	Black frame	460	500	680	£300	£450
BUDDY-1-WH	White frame	460	500	680	£300	£450
BUDDY-2-K	Black frame	300	500	675	£250	£350
BUDDY-2-WH	White frame	300	500	675	£250	£350

STOCKED



Kendal Oak (KO)



White (WH)



Laminate

MTO

Please add frame finish followed by table top colour when ordering eg. BUDDY-1 with Black frame in Kendal Oak = BUDDY-1-K-KO

RECEPTION DESKS

WELCOME & DENVER

You only get one chance to make a good first impression with clients and visitors, so having a high quality front office reception desk is essential and will add a contemporary presence to any reception area. Ensure the first point of call for your workplace features modern furnishings and accessories with a reception desk that will reinvigorate your entrance area and reflect your business.



PRODUCT SPECS



Product
guarantee



Designed &
manufactured

STYLES



Welcome



Denver

FEATURES

The reception area is of critical importance for any business

Create a welcoming space for all employees and visitors alike

Denver is a modular reception unit with multiple configurations to suit any space

Welcome is a modern reception desk that will reinvigorate your entrance area



WELCOME FINISHES




White/Beech
(B)




White
(WH)

DENVER FINISHES




Beech
(B)



Beech/White
(BWH)

WELCOME

RECEPTION DESKS



First impressions count and the reception area is of critical importance for any business.

Welcome is a stunning, contemporary design in white with a built in table and counter top in matching white or contrasting beech.

The Welcome reception desk, together with some comfortable soft seating and coffee tables for visitors to rest in comfort can set the standard for hospitality and extend outward to the rest of the workplace.

Reception unit 1130mm high with desktop and counter unit

White carcass with full length modesty panel and choice of beech or white tops

Create a clean and uncluttered reception desk solution with add-on accessories available

Ample room at the front of the desk to add your company logo or graphics



• Inside view



CODE	W	D	H	RRP
WRD14	1462	890	1130	£719
WRD16	1662	890	1130	£785



White/Beech (B)



White (WH)

Please add desk finish when ordering eg. **WRD16** in White/Beech = **WRD16-B**

WELCOME

RECEPTION DESK ACCESSORIES



60 LED
lights



IP65
Rating

The reception area needs to be a welcoming space for all visitors, from valued customers to prospective new starters arriving for an interview. The Welcome desk is available with an optional D-end extension to give greater access and additional desk workspace. Welcome also allows for a company name and graphics to be added to the large front panel, which would complement the remote control LED lighting to match the corporate identity.

Universal left hand or right hand extension table with silver steel support leg

Create a commanding reception feature to give greater access and additional work space

Self-adhesive and easy to fit LED lighting strip that can be retro fitted to desk

Remote control lighting with the press of a button to light up the reception area



DESK RETURN

CODE	W	D	H	RRP
WDET	1000	890	725	£229

LED LIGHT

CODE	DESCRIPTION	RRP
WLIGHT	2m strip	£318



Beech (B)




White (WH)

Please add desk finish when ordering eg. **WDET** in Beech = **WDET-B**

DENVER

RECEPTION DESK BASE UNITS



A reception area that is thoughtfully designed with company values and aesthetics in mind will help set the tone for what visitors can expect from the company.

Available in beech with optional white panels, Denver is a flexible modular unit that can be arranged in a variety of configurations with the base and top units to create a commanding reception feature that will make a lasting first impression.

High quality, front office reception desk base units with straight and curved options

Robust units with 2mm ABS edging and cable access ports that align with the hutch units

Available in beech and beech with white panels with surfaces that are scratch and heat resistant

Create multiple desk configurations where many important tasks are carried out



• Inside view



RUHC18D

RU12D

RU8D

RUC8D

STRAIGHT BASES

CODE	W	D	H	DESCRIPTION	RRP
RU8D	800	800	742	Straight	£335
RU12D	1200	800	742	Straight	£414
RU16D	1600	800	742	Straight	£459

CURVED BASES

CODE	W	D	H	DESCRIPTION	RRP
RUHC18D	1800	800	742	45 degree curve	£622
RUC8D	800	800	742	Corner	£419



Beech (B)



Beech/White (BWH)

Please add unit colour when ordering eg. **RU12D** in Beech = **RU12D-B**

DENVER

RECEPTION DESK TOP UNITS



• Inside view

Whether you value innovation and creativity, tradition and elegance, or agility and minimalism, the right reception area creates a lasting visual message. With the Denver modular reception units you can combine base units and counter tops with glass shelves to create a bespoke reception desk to suit any size area, with adequate storage so the area appears uncluttered and there's plenty of room to work.

Hutch units can be fitted above base units to create linear configurations

Robust units with 2mm ABS edging and cable access ports that align with the desktops

Curved hutch units to be fitted above corner base units to create curved configurations

Glass shelves can be added to provide a more executive look and feel to the area

RU8GS-S

RUHC8H

RU12H

RUHC8H

RUC8H



STRAIGHT TOPS

CODE	W	D	H	DESCRIPTION	RRP
RU8H	800	350	430	Straight	£211
RU12H	1200	350	430	Straight	£223
RU16H	1600	350	430	Straight	£290
RU8GS-S	790	340	150	Glass straight	£232

CURVED TOPS

CODE	W	D	H	DESCRIPTION	RRP
RUHC8H	915	350	430	45 degree	£428
RUC8H	800	800	430	Corner	£295
RU8GS-C	910	340	150	Glass curved	£232



Beech (B)



Beech/White (BWH)

Please add unit colour when ordering eg. **RU12H** in Beech = **RU12H-B**

Denver Medium Straight Reception Unit



CONTAINS

- 1 x **RU8GS-S** - Straight glass shelf 790mm
- 1 x **RU8H** - Straight top unit 800mm
- 1 x **RU16D** - Straight base unit 1600mm

CODE	W	D	H	RRP
DVB01	1600	800	1172	£862

Denver Medium Curved Reception Unit



CONTAINS

- 1 x **RUHC8H** - 45° curved top unit 915mm
- 1 x **RU8GS-C** - Curved glass shelf 910mm
- 1 x **RUHC18D** - 45° curved base unit 1800mm

CODE	W	D	H	RRP
DVB02	1800	800	1172	£1282

Denver Extra Large U-Shaped Reception Unit



CONTAINS

- 2 x **RUC8H** - Corner top unit 800mm
- 2 x **RU12H** - Straight top unit 1200mm
- 2 x **RUC8D** - 90° corner base unit 800mm
- 2 x **RU12D** - Straight base unit 1200mm
- 1 x **RU16D** - Straight base unit 1600mm

CODE	W	D	H	RRP
DVB03	3200	2000	1172	£3161



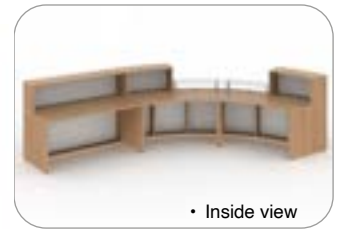

Beech (B)



Beech/White (BWH)

Please add unit colour when ordering eg. **DVB01** in Beech = **DVB01-B**

Denver Extra Large Curved Reception Unit



CONTAINS

- 2 x **RU8GS-C** - Curved glass shelf 790mm
- 2 x **RUHC8H** - 45° curved top unit 800mm
- 1 x **RU16H** - Straight top unit 1600mm
- 1 x **RU16D** - Straight base unit 1600mm
- 2 x **RUHC18D** - 45° curved base unit 1800mm

CODE	W	D	H	RRP
DVB04	3552	2352	1172	£3313

Denver Large Curved Reception Unit



CONTAINS

- 2 x **RUC8H** - Corner top unit 800mm
- 2 x **RUC8D** - Corner base unit 800mm
- 1 x **RUHC18D** - 45° curved base unit 1800mm

CODE	W	D	H	RRP
DVB05	2788	1224	1172	£2050

Denver Large Straight Reception Unit



CONTAINS

- 1 x **RU8GS-S** - Straight glass shelf 790mm
- 2 x **RU12H** - Straight top unit 1200mm
- 3 x **RU12D** - Straight base unit 1200mm

CODE	W	D	H	RRP
DVB06	3600	800	1172	£1920



Beech (B)



Beech/White (BWH)

Please add unit colour when ordering eg. **DVB04** in Beech/White = **DVB04-BWH**


OFFICE CHAIRS

OPERATOR SEATING GUIDE

The average office worker spends more than 75,000 minutes in a seated position every year, so selecting the right office chair is a very important decision. The ideal seating solution not only has a significant impact on the 'look' of the office due to our extensive choice of stocked and made to order fabric styles and colours, it also affects the comfort, productivity and long term well-being of each and every office-based employee.



OPTIONS



Available
from stock



TRIPLE P PERFORMANCE

PAGE 272



MESH BACK TASK

PAGE 276



FABRIC TASK

PAGE 290



LEATHER EXECUTIVE

PAGE 300



CANTILEVER MEETING

PAGE 312



MULTI-PURPOSE CHAIRS

PAGE 320



MULTI-PURPOSE STOOLS

PAGE 332

ARE YOU SITTING COMFORTABLY ?

Selecting the right office chair does not have to be complicated. The key points to remember when choosing office chairs are, how long are the chairs are being used for and what activity will the user be doing while using the chair.

Head rest

Comfort and support option for performance chairs

Lumbar support

Adjusts to support the lower back and spine

Back rest

Allow the spinal column to follow the natural 'S' shape

Arm rests

Provide support for the upper body and therefore reduce the stress on the users shoulders and back

Seat height

Allow for your feet to be firmly on the floor when seated. The seat height should be just below the knee cap when standing

Chair base

5 star base to support the chair with weight loaded castors

Castors

To allow the chair to move freely on all surfaces



SETTING UP YOUR WORKSTATION

The first step in setting up an office chair is to establish the desired height of the individual's desk or workstation. This decision is determined primarily by the type of work to be done and by the height of the person using the office chair.

✓ Correct Posture



1. Head

Keep your head upright and over your shoulders

2. Eyes

Look slightly downward (30° range from horizontal line of sight) without bending from the neck

3. Back

Your back should be supported by the backrest of the chair that promotes the natural curve of the spine

4. Arms

Elbows should be bent at 90°, forearms horizontal. Shoulders should be relaxed but not depressed

5. Legs

Thighs horizontal with a 90° -110° angle at the hip

6. Feet

Keep your feet fully supported on the floor. If this isn't possible, then the feet should be fully supported by a footrest



Incorrect Posture

CHAIR FEATURES & BENEFITS

The application of ergonomics in your workplace will make the environment more comfortable for all employees, boosting productivity and reducing stress – something that serves both the employer and employees alike.

Tilting



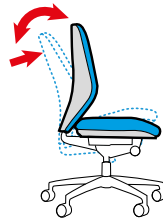
Knee tilt adjustment

Seat and back move backwards in tandem, lockable in various positions.



Standard tilt lock

Seat and back move backwards in tandem, lockable in upright position only.



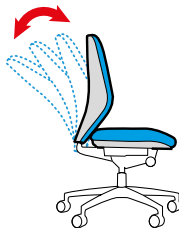
Locking tilt lock

Seat and back move backwards in tandem, lockable in any position.



Independent seat tilt

Allows the seat to be independently tilted forwards and backwards.



Tilt rocker

Allows the back to be independently tilted forwards and backwards.

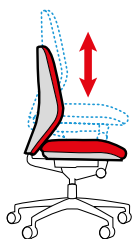


Synchro seat & back tilt

Seat and back move in a synchronised motion. Lockable in multiple positions.



Mechanisms



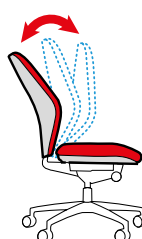
Gas lift adjustment

Raises and lowers the height of the seat to fit the user.



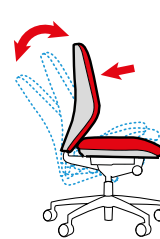
Back height adjustment

Allows the seat back to be higher and lowered to suit.



Back rake adjustment

Independent back tilt control. Lockable in multiple positions.



Weight tension control

Adjustable to the users weight for controlled smooth reclining action.



Seat depth adjustment

Seat slides forwards and backwards to match the users size.

Arms



Fixed loop

Loop arms fixed in position to provide support for the body.



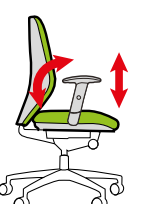
Height adjustable

Arms adjust in height. Lockable in multiple positions.



Pivot

Arms can be pivoted back and forth for clear access.



Adjustable folding

Arms adjust in height and can be folded back when not required.



Adjustable 3D

Arms adjust in height, front & back, and left & right positions.



Adjustable 4D

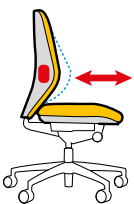
Arms adjust in height, front & back, and left & right positions in addition to moving in and out to suit.



Writing tablet

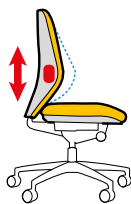
Arm comes complete with a writing tablet which can be adjusted for writing or reading or put down.

Back Support



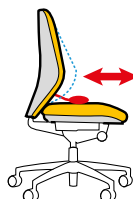
Lumbar support

Offers additional support to the lower back.



Adjustable lumbar support

Manual lumbar adjustment to support the back where needed.



Adjustable Lumbar pump

Adjust the back position easily with pump action to support the back.

CHAIR TYPES

The material your office chair is crucial to your comfort. How the material feels on your body, how long the material will last, how it looks, and how much support the material offers are all factors worth considering:



Triple P performance

Advanced ergonomics to help prevent any muscular issues from sitting

Ergonomic performance chairs are specially designed with the purpose of providing both comfort and support while you work long hours in the office, helping to prevent back and neck pain, and poor posture.



Fabric back

Create an attractive office and comfortable, healthy back support

Fabric office chairs are useful and practical seating solutions for the workplace, that not only give the look of comfort but are also available in a range of colours to fit neatly with the aesthetics of the office.



Mesh back

Customised support for your body while keeping you cool

Mesh office chairs are the epitome of breathability, making them a great choice for anyone who works in a warm office as the mesh allows better airflow to your back, paired with cushioned seats for comfort.



Leather executive

Opulent executive style chairs made of faux, PU, or real leather

Leather chairs are typically associated with the archetypal executive office setting. They can be stylish, exuding elegance and can be extremely comfortable with a high back, headrest and plenty of cushioning.



Made-to-order

Chairs with fabric and trim selection to match your personality and style

A range of office chairs with different aesthetics and features which can be personalised with an extensive range of fabrics and colours that will fit your surroundings perfectly in the office or working from home.

MADE-TO-ORDER CHAIRS

Made to order fabrics



All products that show this symbol are made to your specification and to order. It is our policy that once these products have been ordered they cannot be cancelled.



Fabrics not listed or customer supplied fabrics need to be approved before acceptance of orders. A pattern charge may apply to some fabrics. We reserve the right to reject fabric that we believe to be unsuitable for the product. We are unable to guarantee any product meeting fire regulations or standards which is supplied by a customer.

See page 463 for made-to-order fabrics

Seating guarantees

All seating products are guaranteed for a period related to the usage and the structural capability of the chair or soft seating. Regardless of usage, all seating products are guaranteed against manufacturing defects, except for upholstery, castors and mechanisms which are subject to usage related wear and tear. The suggested maximum weight loading and hourly usage should not be exceeded. The guarantee is effective from the day the chair leaves the factory and the supplier reserves the right not to apply the guarantee in cases of inappropriate use or when the chair has been tampered with by a third party or interventions by non-authorised personnel.



TRIPLE P CHAIRS

PERFORMANCE SEATING

For any office worker that spends a significant part of their day at their desk, comfort is essential. Ergonomics is all about enhancing your performance through good design whilst also keeping you safe and healthy, and the new TripleP range of performance chairs have been designed to best support the human body, focusing on posture, comfort, and support. TripleP – performance, posture, professional.



OPTIONS



Available
from stock



Made-to-Order 4-5
week lead time

(Selected products)



SHELBY

PAGE 274



KACEY

PAGE 274



ELISE

PAGE 275



SWAY

PAGE 275

5
WARRANTY
Years

150
KG

Shelby

Inspired by the bridge pose of yoga, the Shelby Bifma certified ergonomic chair ingeniously embraces a 3D dynamic dual-back to relieve the pressure felt by your lumbar region, and help you maintain the right sitting posture for long hours, preventing back-related issues.

Overall width **685**
Overall depth **700**
Overall height **990-1080**
(Headrest **1150-1240**)
Seat width **510**
Seat depth **520**
Seat height **460-550**
Back width **490**
Back height **600** (Headrest **800**)
Arm height from floor **670-840**



Code	Description	Arms	RRP
SHL300K2	No headrest	3D Adjustable	£625
SHL301K2	With headrest	3D Adjustable	£675



Gas lift adjustment



Seat depth adjustment



Synchro seat & back tilt



Adjustable lumbar support



5
WARRANTY
Years

170
KG

Kacey

Kacey is the definition of mesh back seating for the modern office and is the perfect chair for those who spend hours sitting at the computer and then quick to change between shifts. Fully public sector approved, Kacey can be adjusted to many positions to suit the unique needs of the user

Overall width **635**
Overall depth **600**
Overall height **1000-1090**
Seat width **500**
Seat depth **500**
Seat height **460-550**
Back width **460**
Back height **560**
Arm height from floor **600-820**



Code	Description	Band A	Band B	Band C
KCY400T1-K	3D adjustable arms	£450	£475	£500



Gas lift adjustment



Weight tension control



Synchro seat & back tilt lockable options



Seat depth adjustment



Adjustable lumbar support



3
Years
Warranty

150
KG

Elise

Remarkable for style, comfort, and support, the Elise performance task chair has a breathable, supple all-mesh seat and back to promotes a more comfortable and productive work day, with a built-in lumbar mechanism offers enhanced comfort and a integrated headrest for constant support.



Overall width **680**
Overall depth **700**
Overall height **1140-1280**
Seat width **505**
Seat depth **420-480**
Seat height **460-550**
Back width **515**
Back height **600-650**
Arm height from floor **660-910**



Black air mesh seat
with black mesh back

Code
ELS300K2-K

Arm type
3D adjustable arms

RRP
£840



Back height
adjustment



Gas lift
adjustment



Weight tension
control



Seat depth
adjustment



Synchro seat
& back tilt



Adjustable
lumbar
support

3
Years
Warranty

150
KG

Sway

The Sway operator chair provides harmony between form and function Sway is all about encouraging movement, with a unique dynamic mechanism that allows for side-to-side movement, which helps users with twisting into unnatural positions to grab something just out of reach.



Overall width **690**
Overall depth **600**
Overall height **1045-1125**
Seat width **500**
Seat depth **500**
Seat height **460-540**
Back width **435**
Back height **675**
Arm height from floor **640-790**



Black fabric seat with
black mesh back

Code
SWY300K2-G

Description
3D adjustable arms

RRP
£500



Gas lift
adjustment



Synchro seat
& back tilt


MESH BACK CHAIRS

OPERATOR SEATING

Research shows working in a hot office lowers productivity. Mesh office chairs are designed to allow a greater amount of air to circulate whilst you're sitting on them, which means people you'll beat the heat and be cooler overall whilst working. Mesh chairs are also usually quite lightweight, so they're equally easy to clean and maintain, without compromising on style.



OPTIONS



Available
from stock



GEMINI

PAGE 278



SANDRO

PAGE 278



ISLA

PAGE 279



CURVA

PAGE 279



NAPIER

PAGE 280



RONAN

PAGE 280



SENZA

PAGE 281



JOTA

PAGE 281



ALTINO 3 LEVER

PAGE 282



ALTINO 2 LEVER

PAGE 282



ARCADE

PAGE 283



TUSCAN

PAGE 283



TRAVIS

PAGE 284



ORION

PAGE 284



SOLARIS

PAGE 285



CHORD

PAGE 285



DUFFY

PAGE 286



HALE

PAGE 286



AURORA

PAGE 287



TYLER

PAGE 287



JONAS

PAGE 288



TOTO

PAGE 288

3
Years
Warranty

130
KG

Gemini

Gemini is the perfect chair for those who spend hours sitting at the computer, with adjustable arms and a padded headrest that can be locked in as well as the lumbar support. This stunning office chair can be adjusted to many positions to suit the unique requirements of the user.

EN 1335-1:2000 / EN 1335-2:2009

Overall width **490**
Overall depth **640**
Overall height **960-1085**
Seat width **490**
Seat depth **480**
Seat height **480-550**
Back width **460**
Back height **530**
Arm height from floor **650-750**



Black air mesh seat with black mesh back

Code	Arm type	RRP
GEM300K2	No arms	£540
GEM301K2	Adjustable arms	£605
GEM302K2	Arms & headrest	£645



Back height adjustment



Gas lift adjustment



Weight tension control



Synchro seat & back tilt lockable options



Seat depth adjustment



Adjustable lumbar support




3
Years
Warranty

150
KG

Sandro

Sandro represents the modern style of mesh seating offering a refinement of function, comfort and style. The air mesh fabric waterfall seat, chrome detailing and stylish mesh back design make it a perfect fit for offices and workstations where users can sit in comfort for long periods.

Overall width **660**
Overall depth **660**
Overall height **1235-1335**
Seat width **520**
Seat depth **500**
Seat height **450-550**
Back width **480**
Back height **720-780**
Arm height from floor **660-760**



Black air mesh seat with black mesh back

Code	Arm type	RRP
SND300K2-K	Adjustable arms	£430



Gas lift adjustment



Weight tension control



Synchro seat & back tilt lockable options



Adjustable lumbar support





2
WARRANTY
Years

170
KG

Isla

If you're looking for a heavy duty mesh office chair then look no further than the Isla bariatric chair. Isla adjusts easily to provide supportive seating for people small and large, designed to sit users of up to 27 stone for 24 hours a day while also providing adjustability unlike many other heavy duty chairs.

Overall Width **740**
Overall Depth **665**
Overall Height **1010-1100**
Seat width **585**
Seat depth **520**
Seat height **470-560**
Back width **480**
Back height **605**
Arm height from floor **640-780**



Black fabric seat with
black mesh back

Code
ISL300T1-K

Arm type
Adjustable arms

RRP
£500



Gas lift
adjustment



Standard
tilt lock



Adjustable
lumbar
support



1
WARRANTY
Year

130
KG

Curva

The Curva high back executive mesh chair has been designed with a sculptured moulded foam seat and breathable mesh back. Aesthetics, form and function are merged seamlessly in the Curva ergonomic executive chair which is ideal for users who sit at a desk for most of the day.

Overall width **630**
Overall depth **690**
Overall height **1100-1175**
Seat width **480**
Seat depth **410**
Seat height **460-535**
Back width **500**
Back height **660**
Arm height from floor **640-715**



Black air mesh seat
with black mesh back

Code
CUR300T1

Arm type
Pivot arms

RRP
£420



Gas lift
adjustment



Weight tension
control



Back rake
adjustment





Napier

The Napier operator chair provides exceptional back support through their open mesh-back construction and steel frame. The designer mesh seat, pivot arms and padded arm pads offer responsive movement and immediate comfort for collaborative work spaces, and a wide variety of applications.

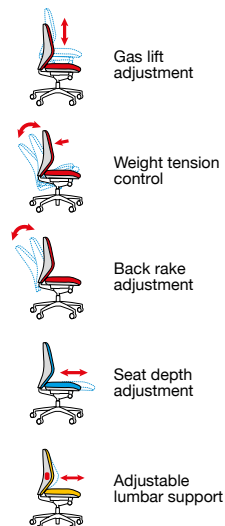
Overall width **650**
Overall depth **595**
Overall height **1040-1120**
Seat width **490**
Seat depth **500**
Seat height **500-580**
Back width **465**
Back height **580**
Arm height from floor **690-770**



Code
NAP300T1

Arm type
Pivot arms


RRP
£420



Ronan

The Ronan high mesh back operator chairs are a stylish and practical solution. Available with a black 5 star base Ronan utilises a combination of fabric and breathable mesh in its construction making this chair extremely comfortable for long hours of sitting, especially in the warmer months.

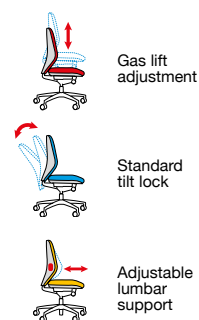
Overall width **630**
Overall depth **590**
Overall height **980-1060**
Seat width **510**
Seat depth **500**
Seat height **450-530**
Back width **480**
Back height **560**
Arm height from floor **660-740**



Code
RON300T1

Arm type
Fixed arms

RRP
£365



3
Years
Warranty


130
KG

Senza

Comfort, reliability and affordability are the key attributes of the Senza operators chair with its curvaceous profile and vast array of options. Equipped with ergonomic features, a high mesh back and padded fabric seat. This operators chair easily provides the comfort needed for a long day at work. EN 1335-1:2000 / EN 1335-2:2009

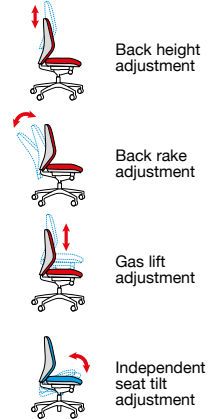


Overall width **680**
Overall depth **650**
Overall height **950-1080**
Seat width **520**
Seat depth **500**
Seat height **470-600**
Back width **480**
Back height **590**



Arm height from floor **620-750 (SM43), 600-800 (SM44), 470-800 (SM46)**

Code	Arm type	RRP
SM40-000	No arms	£315
SM43-000	Fixed arms	£347
SM44-000	Adjustable arms	£382
SM46-000	Folding arms	£408



2
Years
Warranty

130
KG

Jota

The Jota Mesh chair has a sleek design, multiple features and allows the user to enjoy the modern design without compromising on good ergonomic support. The Jota Mesh has a breathable, curved mesh back for increased ventilation, complemented by an upholstered seat for added comfort. EN 1335-1:2000 / EN 1335-2:2009

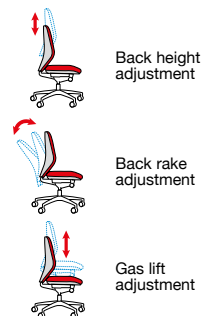


Overall width **670**
Overall depth **600**
Overall height **970-1090**
Seat width **470**
Seat depth **450**
Seat height **440-560**
Back width **430**
Back height **530**



Arm height from floor **600-730 (VMH11), 580-780 (VMH12)**

Code	Arm type	RRP
VMH10-000	No arms	£250
VMH11-000	Fixed arms	£270
VMH12-000	Adjustable arms	£295





Altino - 3 Lever

At first glance, the signature that marks out the Altino chair is its outline, which is simplified and refined into an integrative and dynamic curve in the lumbar region. Altino integrates a contoured design that ensures consistent support to your back with a seat slide that provides balanced support and movement.

EN 1335-1:2000 / EN 1335-2:2009

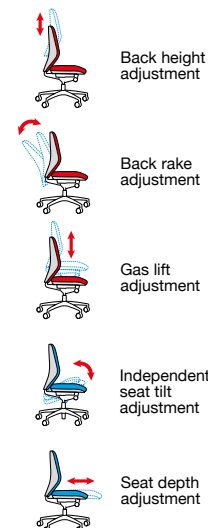


Overall width **670**
Overall depth **600**
Overall height **970-1090**
Seat width **470**
Seat depth **450**
Seat height **440-560**
Back width **430**
Back height **530**



Arm height from floor **600-730 (AH21), 580-780 (AH22)**

Code	Arm type	RRP
AH20-0S0	No arms	£292
AH21-0S0	Fixed arms	£312
AH22-0S0	Adjustable arms	£342



Altino - 2 Lever

With its clean, modern styling, Altino is guaranteed to provide a contemporary feel to any office environment, due to the multi functions and ergonomic design of the chair. The sculptured moulded foam seat combines with the breathable mesh back to keep users cool and comfortable.

EN 1335-1:2000 / EN 1335-2:2009

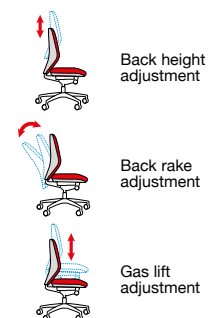


Overall width **670**
Overall depth **600**
Overall height **970-1090**
Seat width **470**
Seat depth **450**
Seat height **440-560**
Back width **430**
Back height **530**



Arm height from floor **600-730 (AH11), 580-780 (AH12)**

Code	Arm type	RRP
AH10-000	No arms	£210
AH11-000	Fixed arms	£250
AH12-000	Adjustable arms	£275



3
WARRANTY
Years

130
KG

Arcade

The design of the Arcade chair draws inspiration from classical yoga positions to make sitting an enjoyable experience at work. The black mesh back complements the light grey frame perfectly and the adjustable lumbar support keeps the user's back in contact with the back of the chair.



Overall width **635**
Overall depth **600**
Overall height **1000-1090**
Seat width **500**
Seat depth **500**
Seat height **460-550**
Back width **460**
Back height **560**
Arm height from floor **705-775**



Grey fabric seat with black mesh back

Code
ARC300T1-G

Arm type
Adjustable arms

RRP
£350



Gas lift adjustment



Weight tension control



Synchro seat & back tilt lockable options



Adjustable lumbar support



1
WARRANTY
Year

115
KG

Tuscan Mesh

The Tuscan chair has a uniquely shaped back and headrest which ensures the chair adapts to the users back and provides just the right amount of comfort and support. Tuscan has ample cushioning whilst retaining a modern pillow design with sleek contours.



Overall width **690**
Overall depth **600**
Overall height **1150-1250**
Seat width **500**
Seat depth **530**
Seat height **470-570**
Back width **470**
Back height **730**
Arm height from floor **470-660**



Black fabric seat with black mesh back

Code
TUS300T1

Arm type
Pivot arms

RRP
£285



Gas lift adjustment



Weight tension control



Standard tilt lock



3
WARRANTY
Years

130
KG

Travis

The Travis mesh back operators chair has a sleek design, multiple features and The adjustable lumbar support provides the exact amount of back support customised for each individual user, with cushions that contour naturally around your lower body, and a breathable mesh back to keep you comfortable.



Overall width **640**
Overall depth **600**
Overall height **1000-1090**
Seat width **510**
Seat depth **510**
Seat height **450-540**
Back width **455**
Back height **575**
Arm height from floor **635-715**



Grey fabric seat with
grey mesh back

Code
TVS300T1-K

Arm type
Adjustable arms

RRP
£290



Gas lift
adjustment



Weight tension
control



Adjustable
lumbar
support



1
WARRANTY
Year

115
KG

Orion

The Orion fabric mesh operators chair has been ergonomically designed for healthy seating and wellbeing. Suitable for any work space, Orion has pivot arms and an injection moulded back with mesh upholstery to keep the user well supported and comfortable throughout the day.



Overall width **630**
Overall depth **610**
Overall height **895-995**
Seat width **480**
Seat depth **500**
Seat height **440-540**
Back width **470**
Back height **500**
Arm height from floor **620-720**



Black fabric seat with
black mesh back

Code
ORN300T1-K

Arm type
Pivot arms

RRP
£285



Gas lift
adjustment



Weight tension
control



Standard
tilt lock



1
WARRANTY
Year

115
KG

Solaris

The Solaris chair has a stylish injection moulded back with breathable mesh and a sculptured lumbar adjustment, which allows the user to sit with optimal comfort and personalised support. Its ergonomic design promotes circulation, to increase energy and improve productivity in the workplace.

Overall width **630**
Overall depth **610**
Overall height **1070-1170**
Seat width **490**
Seat depth **510**
Seat height **470-570**
Back width **500**
Back height **670**
Arm height from floor **635-735**



Black fabric seat with
black mesh back

Code
SOL300T1-K

Arm type
Fixed arms

RRP
£275



Gas lift
adjustment



Weight tension
control



Standard
tilt lock


1
WARRANTY
Year

115
KG

Chord

Enjoy the executive style of the ultra-comfy Chord office chair which is the ideal accompaniment to any home office setting. The high back chair has a grey fabric seat and headrest, together with a breathable mesh back to keep you comfortable and cool and ready for the task at hand.

Overall width **610**
Overall depth **640**
Overall height **1090-1180**
Seat width **495**
Seat depth **490**
Seat height **450-540**
Back width **470**
Back height **740**
Arm height from floor **670-760**



Grey fabric seat with
Grey mesh back

Code
CHO300T1-G

Arm type
Fixed arms

RRP
£259



Gas lift
adjustment



Weight tension
control



Standard
tilt lock

1
WARRANTY
Year

115
KG

Duffy

Duffy is a well-designed office chair that is proof that ergonomic and affordable are not mutually exclusive. The completely mesh back is ideal for allowing air to flow through the chair, and the Duffy chair with its fixed pointing arms and pleasingly curved back, does well on both these accounts.



Overall width **600**
Overall depth **600**
Overall height **955-1055**
Seat width **470**
Seat depth **550**
Seat height **450-550**
Back width **450**
Back height **520**
Arm height from floor **640-740**



Code
DFY300T1-K

Arm type
Fixed arms

RRP
£275



1
WARRANTY
Year

115
KG

Hale

The Hale mesh back operator chair is perfect for someone who is looking for an office chair with all the important basic features, and at a reasonable price. This chair allows you to adjust for height and seat angle with simple controls, as well as tilt-back control, to make you as comfortable as possible.



Overall width **700**
Overall depth **550**
Overall height **985-1085**
Seat width **500**
Seat depth **520**
Seat height **450-550**
Back width **485**
Back height **545**
Arm height from floor **645-745**



Code
HAL300T1-K

Arm type
Fixed arms

RRP
£250





Aurora

The Aurora high back mesh operators chair with black PU headrest is a real statement piece. Designed with durability and comfort in mind with an internal steel frame and deep padded black air mesh seat, Aurora enjoys an ultra contemporary design to style any office.



Overall width **600**
Overall depth **660**
Overall height **1085-1185**
Seat width **450**
Seat depth **480**
Seat height **460-560**
Back width **470**
Back height **700**
Arm height from floor **650-750**

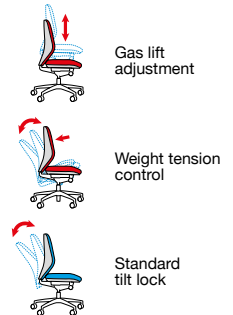


Black air mesh seat
with black mesh back

Code
AUR300T1-K

Arm type
Fixed arms

RRP
£235



Tyler

Tyler is an infinitely stylish, contemporary mesh back task chair that offers an executive feel in the constraints of a task chair. The chair comes with a modern white frame and integrated fixed arms with a contrasting black fabric seat pad, and the five-star curved base comes as standard in white.



Overall width **560**
Overall depth **515**
Overall height **915-980**
Seat width **480**
Seat depth **480**
Seat height **470-545**
Back width **425**
Back height **415**
Arm height from floor **610-690**

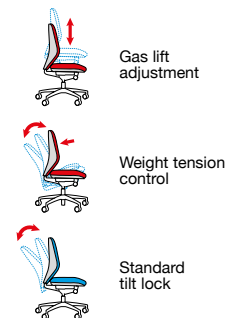


Black air mesh seat
with black mesh back

Code
TYL-300T1

Arm type
Fixed arms

RRP
£225




1
WARRANTY
Year

115
KG

Jonas

If you're looking for a no frills ergonomic office chair that's built to last and with decent back support, then you simply can't go wrong with the Jonas operators chair. Although this office chair has a minimalist design, it remains a stylish option for your home or workspace.

Overall width **580**
Overall depth **550**
Overall height **940-1070**
Seat width **490**
Seat depth **490**
Seat height **440-570**
Back width **450**
Back height **490**
Arm height from floor **620-750**



Black fabric seat with
black mesh back

Code
JNS300T1-K

Arm type
Fixed arms

RRP
£225



Gas lift
adjustment



Weight tension
control



Standard
tilt lock



1
WARRANTY
Year

115
KG

Toto

Not only does this office chair's mesh back keep you cool, it is also designed with contours that cup your spine for optimal lumbar support. The gently curved backrest on the Toto chair follows the shape of your spine, and the mesh material allows ventilation even after prolonged contact.

Overall width **620**
Overall depth **550**
Overall height **920-1010**
Seat width **480**
Seat depth **465**
Seat height **420-510**
Back width **430**
Back height **510**
Arm height from floor **640-730**



Black fabric seat with
black mesh back

Code
TOT300T1-K

Arm type
Fixed arms

RRP
£225



Gas lift
adjustment



Weight tension
control



Standard
tilt lock



Replacement chair arms



CODE	DESCRIPTION	RRP
TOR01	Fixed arms (pair)	£60

- Fixed arms for operator chairs
- Provide additional comfort & support



CODE	DESCRIPTION	RRP
TOR02	Adjustable arms (pair)	£90

- Height adjustable arms with a range of 70mm
- Padded arm rests for added comfort



CODE	DESCRIPTION	RRP
TOR04	Adjustable folding arms (pair)	£125

- Height adjustable arms with a range of 70mm
- Arms fold down to allow easy access for user

Replacement chair arms



CODE	DESCRIPTION	RRP
UNIARM	Fixed arms (pair)	£60

- Fixed arms for operator chairs
- Provide additional comfort & support



CODE	DESCRIPTION	RRP
VAN03	Adjustable arms (pair)	£100

- Height adjustable arms with a range of 70mm
- Arms raise to suit users at different heights

**SEE MATRIX
BELOW
FOR CHAIR
COMPATIBILITY**

Arm Matrix

Range	TOR01	TOR02	TOR04	UNIARM	VAN03
Mesh Back Task Chairs					
Senza	✓	✓	✓		
Jota	✓	✓	✓		
Altino				✓	✓

Range	TOR01	TOR02	TOR04	UNIARM	VAN03
Fabric Task Chairs					
Senza Ergo	✓	✓	✓		
Jota Ergo	✓	✓	✓		
Senza	✓	✓	✓		
Jota	✓	✓	✓		
Vantage 200				✓	✓
Vantage 100				✓	✓
Bilbao Lumbar				✓	✓
Bilbao				✓	✓

FABRIC CHAIRS

OPERATOR SEATING

These days it is not uncommon for people to sit for 8 or 9 hours a day at their desks without regular breaks so it is imperative that office workers have a chair that is comfortable and offers great functionality. Fabric task chairs offer more warmth than other materials and also come in the widest range of colour options which can be useful if you are trying to keep colours consistent throughout the office.



OPTIONS



Available
from stock



SENZA ERGO

PAGE 292



JOTA ERGO

PAGE 292



SENZA

PAGE 293



JOTA

PAGE 293



PORTER

PAGE 294



CORNWALL

PAGE 294



SOFIA

PAGE 295



MARTINEZ

PAGE 295



TUSCAN

PAGE 296



LUCCA

PAGE 296



TEMPO

PAGE 297



CAVALIER

PAGE 297



VANTAGE 200

PAGE 298



VANTAGE 100

PAGE 298



BILBAO LUMBAR

PAGE 299



BILBAO

PAGE 299



Senza ergo

The Senza Ergo seating has been designed to function for heavy duty 24 hour usage in any task or office setting. With its extra high back and adjustable arms, Senza Ergo offers multiple enhanced ergonomic features based on how employees sit and move over the course of a day.
BS 5459-2000+A2:2008



Overall width **670**
Overall depth **500**
Overall height **1050-1180**
Seat width **520**
Seat depth **500**
Seat height **470-600**
Back width **450**
Back height **600**
Arm height from floor **650-850**



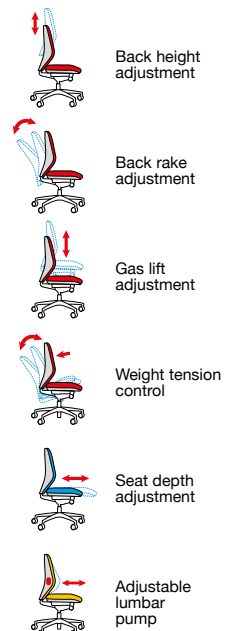
Black
BLK

Blue
BLU

Code
SXERGOB

Arm type
Adjustable arms

RRP
£470



Jota ergo

The Jota Ergo 24 hour task chair is built for constant use, with a host of ergonomic features that facilitate all-day comfort. Ideal for call centres, hospitals and other institutions that require round-the-clock support, the extra high back & adjustable arms have been designed to increase user comfort & productivity.
BS 5459-2000+A2:2008



Overall width **680**
Overall depth **650**
Overall height **1050-1180**
Seat width **520**
Seat depth **500**
Seat height **470-600**
Back width **450**
Back height **590**
Arm height from floor **650-850**



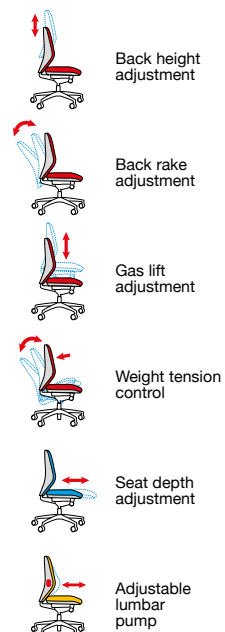
Black
BLK

Blue
BLU

Code
JXERGOB

Arm type
Adjustable arms

RRP
£450



3
Years

130
KG

Senza

Comfort, reliability and affordability are the key attributes of the Senza operators chair with its curvaceous profile and vast array of options. Equipped with ergonomic features, a high fabric back and 4 arm options, this operators chair easily provides the comfort needed for a long day at work.

BS 5459-2000+A2:2008

Overall width 680
Overall depth 650
Overall height 950-1080
Seat width 520
Seat depth 500
Seat height 470-600
Back width 480
Back height 590

Arm height from floor 620-750 (SH43), 600-800 (SH44), 470-800 (SH46)

Code

SH40-000

SH43-000

SH44-000

SH46-000

Arm type

No arms

Fixed arms

Adjustable arms

Folding arms

RRP

£270

£290

£355

£367



Black
BLK

Blue
BLU



Back height adjustment



Back rake adjustment



Gas lift adjustment



Independent seat tilt adjustment



3
Years

130
KG

Jota

Jota has a traditional oval shaped back design in a number of arm options, with high density seat and back foam for maximum user comfort. With so many adjustable settings, Jota offers the ideal configuration for any hard-worker, eliminating aches and pains associated with improper support.

BS 5459-2000+A2:2008

Overall width 680
Overall depth 650
Overall height 970-1100
Seat width 520
Seat depth 500
Seat height 470-600
Back width 480
Back height 510

Arm height from floor 620-750 (JH43), 600-800 (JH44), 470-800 (JH46)

Code

JH40-000

JH43-000

JH44-000

JH46-000

Arm type

No arms

Fixed arms

Adjustable arms

Folding arms

RRP

£270

£290

£329

£347



Black
BLK

Blue
BLU



Back height adjustment



Back rake adjustment



Gas lift adjustment



Independent seat tilt adjustment





2
Years

170
KG

Porter

Porter is a heavy duty operator chair for usage up to 27 stone that offers extraordinary comfort for less money. The secret to comfort is its high-performance foam formulation and high quality, strong and sturdy materials making it ideal for constant commercial use including shift workers, call centres and security.

Overall Width **700**
Overall depth **710**
Overall height **1050-1125**
Seat width **545**
Seat depth **505**
Seat height **480-555**
Back width **535**
Back height **620**
Arm height from floor **635-775**



Black

Code
POR300T1-K

Arm type
Adjustable arms

RRP
£500



Gas lift
adjustment



Standard
tilt lock



2
Years

150
KG

Cornwall

Designed for durability making it perfect for high-intensity environments like call centres, healthcare or public services where chairs need to perform all day, every day. The waterfall seat, soft padded arms and sculptured back delivers ergonomic comfort all day long.
EN 1335-1: 2000

Overall width **660**
Overall depth **675**
Overall height **1010-1165**
Seat width **500**
Seat depth **490**
Seat height **470-560**
Back width **505**
Back height **600**
Arm height from floor **670-825**



Blue
B



Charcoal
C

Code
CWL300K2

Arm type
Adjustable arms

RRP
£475



Back height
adjustment



Back rake
adjustment



Gas lift
adjustment



Seat depth
adjustment



Independent
seat tilt
adjustment



2
Years

130
KG

Sofia

Supreme comfort and classic design come together in the Sofia operators chair. With a pneumatic lumbar pad for ultimate comfort and a waterfall seat to reduce stress on the user's knees by having a downward slope at the edge of the seat cushion, Sofia will help you through those long hours at work.

EN 1335-1: 2000

Overall width **645**
Overall depth **720**
Overall height **1005-1095**
Seat width **510**
Seat depth **485**
Seat height **455-545**
Back width **510**
Back height **560**
Arm height from floor **640-830**



Blue
B



Charcoal
C

Code
SOF300T1

Arm type
Adjustable arms

RRP
£400



Back height adjustment



Back rake adjustment



Gas lift adjustment



Lumbar support



1
Year

115
KG

Martinez

Martinez provides beautiful contemporary styling making it a trendy option for meetings and boardroom seating. Features include a diagonally patterned, curved back available in a grey fabric and panel stitching which highlights the design, finished with chrome arms for a stunning look.

Overall width **550**
Overall depth **700**
Overall height **970-1060**
Seat width **480**
Seat depth **500**
Seat height **495-585**
Back width **470**
Back height **585**
Arm height from floor **680-770**



Grey

Code
MAR50004-G

Arm type
Fixed arms

RRP
£390



Gas lift adjustment



Weight tension control



Standard tilt lock



• Shown with optional glides (also supplied)


1
Year

115
KG

Tuscan

The Tuscan high back operators chair collection has a uniquely shaped back and headrest which ensures the chair adapts to the users back and provides just the right amount of comfort and support. Tuscan has ample cushioning whilst retaining a modern pillow design with sleek contours.

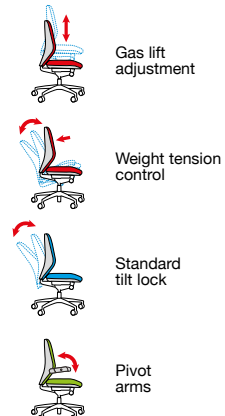
Overall width **690**
Overall depth **600**
Overall height **1150-1250**
Seat width **500**
Seat depth **530**
Seat height **470-570**
Back width **470**
Back height **730**
Arm height from floor **470-660**



Code
TUS300T1

Arm type
Pivot arms

RRP
£380




1
Year

115
KG

Lucca

Lucca is ideal for manager's offices and front of house areas where style and function are a top priority. The adjustable lumbar, high back, moulded seat and back ensure comfort whilst the gun metal nylon base and arms present a modern design that adds a rich pop of colour to your work space.

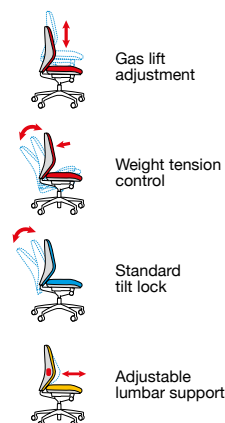
Overall width **625**
Overall depth **740**
Overall height **1100-1190**
Seat width **510**
Seat depth **485**
Seat height **465-565**
Back width **510**
Back height **690**
Arm height from floor **710-800**



Code
LUC300T1

Arm type
Fixed arms

RRP
£350



1
Year

115
KG

Tempo

Whatever brings you to your office desk, you're going to need a chair to keep you comfy and ready for the working day. Tempo in a modern grey fabric is both stylish and functional, with chrome fixed arms and a 5 star base which makes the chair extremely mobile and ergonomic.



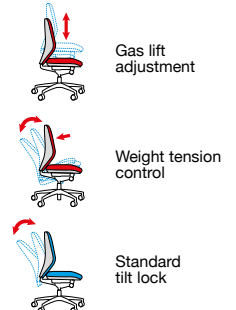
Overall width **600**
Overall depth **620**
Overall height **920-1120**
Seat width **475**
Seat depth **480**
Seat height **470-570**
Back width **425**
Back height **590**
Arm height from floor **650-750**



Code
TEM300T1

Arm type
Fixed arms

RRP
£260



1
Year


115
KG

Cavalier

The Cavalier managers chair is a fabric chair in blue or charcoal, both carefully stitched and tufted for plush comfort and a most elegant look. The durable nylon 5 star base and easy glide castors offer maximum comfort and mobility for any office environment.



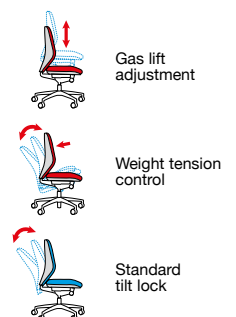
Overall width **620**
Overall depth **690**
Overall height **1010-1100**
Seat width **510**
Seat depth **470**
Seat height **450-540**
Back width **510**
Back height **650**
Arm height from floor **635-725**



Code
CAV300T1

Arm type
Fixed arms

RRP
£250



2
Years

115
KG

Vantage 200

The Vantage is a highly versatile office chair suitable for a wide array of different tasks and applications. Designed for users who demand comfort and the ability to tailor functions to fit any environment, this chair is the right choice for workstations, collaborative spaces, and everything in between.

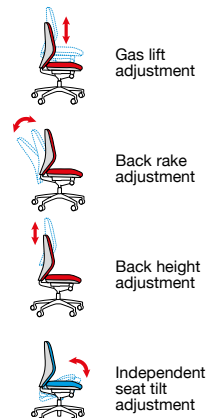

EN 1335-1:2000 / EN 1335-2:2009



Overall width 480
Overall depth 605
Overall height 895-1005
Seat width 480
Seat depth 445
Seat height 460-570
Back width 450
Back height 530

Arm height from floor 620-730 (V201), 600-790 (V202)

Code	Arm type	RRP
V200-00	No arms	£220
V201-00	Fixed arms	£255
V202-00	Adjustable arms	£278



2
Years

115
KG

Vantage 100

The Vantage 100 fabric chairs are comfortable and affordable, no-nonsense, task chairs which are available from stock in multiple fabric finishes. The contoured seat, back height and back rake adjustment and adjustable seat height increase sitting ease for long periods of time.

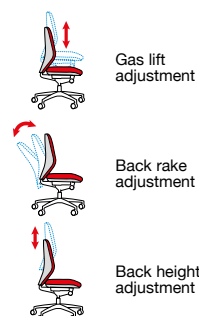

EN 1335-1:2000 / EN 1335-2:2009



Overall width 480
Overall depth 605
Overall height 895-1005
Seat width 480
Seat depth 445
Seat height 460-570
Back width 450
Back height 530

Arm height from floor 620-730 (V101), 600-790 (V102)

Code	Arm type	RRP
V100-00	No arms	£185
V101-00	Fixed arms	£228
V102-00	Adjustable arms	£256






Bilbao Lumbar

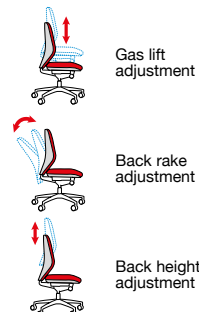
The Bilbao operators chair offers more choices than typical operator chairs with a sculptured foam seat, lumbar foam back support and multiple arm options to suit the preferences of office individuals, so you will struggle to find a more comfortable office chair, whilst maintaining a uniform look throughout the office.



Overall width 480
Overall depth 605
Overall height 975-1085
Seat width 480
Seat depth 445
Seat height 425-535
Back width 450
Back height 550
Arm height from floor 585-695 (BIL308B1-L), 565-755 (BIL309B1-L)



Code	Arm type	RRP
BILB1-L	No arms	£180
BIL308B1-L	Fixed arms	£225
BIL309B1-L	Adjustable arms	£250




Bilbao

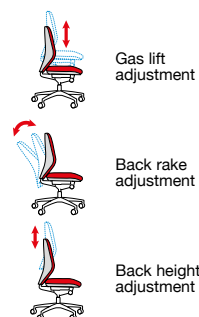
Bilbao is an entry level operators chair with a free floating back, designed for a custom supportive fit that will suit any preference or body type. The gas lift, back height and tilt mechanism are all easily adjusted for enhanced comfort to help the user stay relaxed and maximise productivity throughout the working day.



Overall width 480
Overall depth 605
Overall height 975-1085
Seat width 480
Seat depth 445
Seat height 425-535
Back width 450
Back height 550
Arm height from floor 585-695 (BIL308B1), 656-755 (BIL309B1)



Code	Arm type	RRP
BILB1	No arms	£175
BIL308B1	Fixed arms	£220
BIL309B1	Adjustable arms	£245



LEATHER CHAIRS

EXECUTIVE SEATING

Company executives and managers are typically incredibly busy people that have to work at their desk for long periods, and good executive seating needs to provide support to the whole body to work with as little discomfort as possible. Of course, leather office chairs are stylish and aesthetically pleasing, whilst at the same time playing an important role in the décor of the interior office design.



OPTIONS



Available
from stock



FRANKLIN

PAGE 302



FLORENCE

PAGE 302



ZEUS HIGH

PAGE 303



ZEUS MEDIUM

PAGE 303



BARI HIGH

PAGE 304



BARI MEDIUM

PAGE 304



ODESSA

PAGE 305



PALERMO

PAGE 305



JENSEN

PAGE 306



DERBY

PAGE 306



CATANIA

PAGE 307



MARTINEZ

PAGE 307



TUSCAN

PAGE 308



NOBLE

PAGE 308



SOMERSET

PAGE 309



NANTES

PAGE 309



KING

PAGE 310



HERTFORD

PAGE 310



CAVALIER

PAGE 311



ASCONA

PAGE 311

Franklin

2
Years
Warranty

150
KG

Franklin is a deluxe high back executive chair which has a professional, contemporary style. The sculptured seat cushion alleviates the pressure on lower legs and knees while seated and the fully adjustable arms and headrest easily provide the comfort needed for a long day at the office.

BS 5459-2000+A2:2008

Overall width 665
Overall depth 645-695
Overall height 1225-1430
Seat width 520
Seat depth 460
Seat height 480-555
Back width 510
Back height 600
Arm height from floor 700-860



Faux
Leather

Code
FRA400K2

Arm type
Adjustable arms

RRP
£650



Back height
adjustment



Gas lift
adjustment



Weight tension
control



Back rake
adjustment



Seat depth
adjustment



Synchro
seat & back
tilt lockable options

Florence

2
Years
Warranty

150
KG

Inspired by Italian design, Florence features black leather on all seating surfaces and a polished chrome base and arms which complement the leather nicely. Besides looking stunning, the Florence chair also has several ergonomic features including lumbar support and a deep padded seat.

Overall width 605
Overall depth 655
Overall height 1095-1185
Seat width 520
Seat depth 500
Seat height 485-575
Back width 525
Back height 680
Arm height from floor 670-760



Faux
Leather

Code
FLO300T1

Arm type
Fixed arms

RRP
£650



Gas lift
adjustment



Weight tension
control



Standard
tilt lock

2
WARRANTY
Years

150
KG

Zeus High

Named after the god of the sky, the Zeus high back chair boasts refined precision with seductive elegance. Zeus has a triple paddle multi-functional mechanism and represents the executive standard in seating, designed for both style conscious executives and for challenging 24 hour environments. BS 5459-2000+A2:2008



Overall width **670**
Overall depth **665**
Overall height **1140-1300**
Seat width **525**
Seat depth **460**
Seat height **480-570**
Back width **490**
Back height **685**
Arm height from floor **680-830**



Faux
Leather

Code
ZEU300K2

Description
High back

RRP
£600



Back height
adjustment



Gas lift
adjustment



Weight tension
control



Back rake
adjustment



Seat depth
adjustment



Independent
seat tilt

2
WARRANTY
Years


150
KG

Zeus Medium

Zeus is also available as a medium back chair with a lower back fits like a glove and gives long-lasting comfort. The Zeus chair is crafted according to weight distribution principles and delivers an exciting seating experience, offering an unprecedented elegance that indulges users with maximum comfort. BS 5459-2000+A2:2008



Overall width **670**
Overall depth **665**
Overall height **1015-1175**
Seat width **525**
Seat depth **460**
Seat height **480-570**
Back width **490**
Back height **560**
Arm height from floor **680-830**



Faux
Leather

Code
ZEU200K2

Description
Medium back

RRP
£500



Back height
adjustment



Gas lift
adjustment



Weight tension
control



Back rake
adjustment



Seat depth
adjustment



Independent
seat tilt

2
WARRANTY
Years

130
KG

Bari High

The Bari executive chair is perfect for adding a touch of style to your office. The contemporary black ribbed faux leather faced design has a high back that will add some much needed comfort to employees and visitors, with chrome arms and a chrome base that will always look sleek and stylish.

Overall width **540**
Overall depth **770**
Overall height **1020-1120**
Seat width **495**
Seat depth **500**
Seat height **430-530**
Back width **470**
Back height **660**
Arm height from floor **690-770**



Faux
Leather

Code
BARI300T1

Description
High back

RRP
£490



Gas lift
adjustment



Weight tension
control



Standard
tilt lock



2
WARRANTY
Years

130
KG

Bari Medium

Bari is also available as a medium back leather executive chair featuring all-around comfort to your body. It is scientifically and efficiently designed to assure soft support and spinal alignment with the ribbed design, with lumbar support and a tilting mechanism that brings an unparalleled sitting experience.

Overall width **540**
Overall depth **770**
Overall height **820-920**
Seat width **495**
Seat depth **500**
Seat height **430-530**
Back width **470**
Back height **460**
Arm height from floor **690-770**



Faux
Leather

Code
BARI200T1

Description
Medium back

RRP
£380



Gas lift
adjustment



Weight tension
control



Standard
tilt lock



2
WARRANTY
Years

115
KG

Odessa

With a high back and sleek modern design, the Odessa faux leather managers chair will help executives get the respect they deserve. For some added flair, the chrome base of this managers chair has an attractive contrast to the well-padded black seat and adjustable arms.

Overall width **670**
Overall depth **670**
Overall height **1180-1260**
Seat width **520**
Seat depth **530**
Seat height **480-560**
Back width **510**
Back height **850**
Arm height from floor **670-750**



Faux
Leather

Code
ODE300T1

Arm type
Adjustable arms

RRP
£470



Gas lift
adjustment



Weight tension
control



Locking
tilt lock



2
WARRANTY
Years

115
KG

Palermo

Palermo is a luxurious leadership chair that combines comfortable double padding with classic faux leather. With its contemporary design, lumbar support and stylish arms, Palermo is the seat of comfort for the head of a boardroom conference table or the corner office.

Overall width **645**
Overall depth **720**
Overall height **1105-1180**
Seat width **530**
Seat depth **520**
Seat height **505-575**
Back width **530**
Back height **705**
Arm height from floor **670-745**



Faux
Leather

Code
PAL300K2

Arm type
Fixed arms

RRP
£423



Gas lift
adjustment



Weight tension
control



Knee tilt
adjustment





1
WARRANTY
Year

115
KG

Jensen

Jensen is a managers chair inspired by racing car seats and specially designed to be used when working at a desk for long periods of time. Supporting the natural S-curve of your back whilst holding the user in the chair for comfort, with the high back for additional head support.

Overall width **680**
Overall depth **720**
Overall height **1160-1255**
Seat width **560**
Seat depth **490**
Seat height **470-565**
Back width **510**
Back height **780**
Arm height from floor **715-810**



Faux Leather
with Red Trim

Code
JEN300T1

Arm type
Fixed arms

RRP
£425



Gas lift
adjustment



Weight tension
control



Locking
tilt lock



2
WARRANTY
Years

115
KG

Derby

The Derby high back executive chair is an ideal solution for any professional environment, upholstered in a black faux leather with mesh side panels to aid ventilation throughout the day. The waterfall seat and contoured back provide top ergonomic support, easing stress at crucial points.

Overall width **675**
Overall depth **785**
Overall height **1160-1230**
Seat width **545**
Seat depth **545**
Seat height **490-550**
Back width **530**
Back height **755**
Arm height from floor **665-735**



Faux
Leather

Code
DER300T1-BLK

Arm type
Fixed arms

RRP
£423



Gas lift
adjustment



Weight tension
control



Standard
tilt lock



1
WARRANTY
Year

115
KG

Catania

Catania is the ultimate statement piece for the workplace. Boasting an abundance of deep fluted foam padding and folds of brown leather, the Catania managers chair bulges with support padding on the back, seat and arms which complement the waterfall seat design.



Overall width 645
Overall depth 760
Overall height 1095-1185
Seat width 520
Seat depth 520
Seat height 510-600
Back width 520
Back height 700
Arm height from floor 710-800

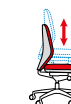


Brown Leather
Faced

Code
CAT300T1

Arm type
Fixed arms

RRP
£400



Gas lift
adjustment



Weight tension
control



Standard
tilt lock



1
WARRANTY
Year

115
KG

Martinez

Martinez provides beautiful contemporary styling making it a trendy option for managers. Features include a diagonally patterned, curved back available in a black leather and panel stitching which highlights the design, finished with chrome padded arms for a stunning looking executive chair.



Overall width 550
Overall depth 700
Overall height 970-1060
Seat width 480
Seat depth 460
Seat height 495-585
Back width 470
Back height 585
Arm height from floor 680-770

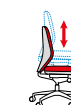


Faux
Leather

Code
MAR50004

Arm type
Fixed arms

RRP
£390



Gas lift
adjustment



Weight tension
control



Standard
tilt lock



• Shown with optional glides
(also supplied)

1
WARRANTY
Year


115
KG

Tuscan

The Tuscan high back managers chair has a uniquely shaped back and headrest which ensures the chair adapts to the users back and provides just the right amount of comfort and support. Available in black leather, Tuscan has ample cushioning whilst retaining a modern pillow design.



Overall width **690**
Overall depth **600**
Overall height **1150-1250**
Seat width **500**
Seat depth **530**
Seat height **470-570**
Back width **470**
Back height **730**
Arm height from floor **470-660**



Faux
Leather

Code
TUS300T1-BLK

Arm type
Pivot arms

RRP
£380



Gas lift
adjustment



Weight tension
control



Standard
tilt lock



1
WARRANTY
Year

115
KG

Noble

Noble is a black faux leather, high back managers chair that is designed for comfort with a look that would fit any workplace. The swivel base and high back on this executive office chair offer maximum comfort and mobility and the adjustable seat features thick padding covered in soft and supple bonded leather.



Overall width **690**
Overall depth **690**
Overall height **1245-1345**
Seat width **540**
Seat depth **530**
Seat height **490-590**
Back width **540**
Back height **860**
Arm height from floor **690-770**



Faux
Leather

Code
NBO300T1

Arm type
Fixed arms

RRP
£360



Gas lift
adjustment



Weight tension
control



Locking
tilt lock



1
WARRANTY
Year


115
KG

Somerset

The Somerset executive chair features a high back with headrest and a stylish black leather faced finish for a bold appearance. Somerset is designed for long work sessions with supreme padding, a pronounced lumbar and waterfall seat design that lets you take care of business.



Overall width **630**
Overall depth **720**
Overall height **1100-1190**
Seat width **490**
Seat depth **485**
Seat height **500-590**
Back width **490**
Back height **710**
Arm height from floor **670-760**

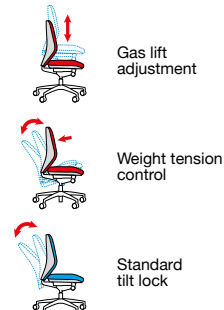


Leather
Faced

Code
SOM300T1

Arm type
Fixed arms

RRP
£332



1
WARRANTY
Year

115
KG

Nantes

The Nantes chair is the ideal accompaniment to the workplace or managers office with its black faux leather stylish profile. Featuring a breathable mesh and back side panel, Nantes also has a deep seat, a padded back and upholstered arms that will ensure the user is supremely comfortable.



Overall width **645**
Overall depth **720**
Overall height **1080-1180**
Seat width **515**
Seat depth **500**
Seat height **510-600**
Back width **515**
Back height **725**
Arm height from floor **685-775**

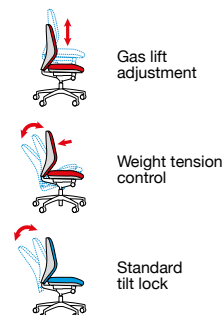


Faux
Leather

Code
NAN300T1

Arm type
Fixed arms

RRP
£330



1
WARRANTY
Year

115
KG

King

King is a well-designed, leather faced managers chair with waterfall seat padding and back cushions that provide executive comfort while working at your desk. King features fixed arm rests, high back support, and a 5 star base for quick movement around desk or office.



Overall width **645**
Overall depth **720**
Overall height **1190-1180**
Seat width **515**
Seat depth **500**
Seat height **510-600**
Back width **520**
Back height **750**
Arm height from floor **650-740**



Faux
Leather

Code
KNG300T1

Arm type
Fixed arms

RRP
£325



Gas lift
adjustment



Weight tension
control



Standard
tilt lock



1
WARRANTY
Year

115
KG

Hertford

The ruched upholstery details and plush comfort make Hertford a prestigious choice for executives. Finished in black leather with fixed black arms, the Hertford managers chair has a chrome base with easy glide castors which are perfect for hard surfaces.



Overall width **620**
Overall depth **735**
Overall height **1090-1180**
Seat width **490**
Seat depth **490**
Seat height **495-585**
Back width **485**
Back height **665**
Arm height from floor **675-765**



Leather
Faced

Code
HER300T1

Arm type
Fixed arms

RRP
£285



Gas lift
adjustment



Weight tension
control



Standard
tilt lock



1
WARRANTY
Year

115
KG

Cavalier

The Cavalier managers chair is a soft, supple leather faced chair carefully stitched and tufted for plush comfort for a most elegant look. The durable nylon 5 star base and easy glide castors offer maximum comfort and mobility for any office environment.

BS1335-1:2000

Overall width **620**
Overall depth **690**
Overall height **1010-1100**
Seat width **510**
Seat depth **470**
Seat height **450-540**
Back width **510**
Back height **650**
Arm height from floor **635-725**



Leather
Faced

Code
CAV300T1

Arm type
Fixed arms

RRP
£235



Gas lift
adjustment



Weight tension
control



Standard
tilt lock



1
WARRANTY
Year

110
KG

Ascona

With a focus on comfort and support, the Ascona high back managers chair will not look out of place in any office setting. Upholstered with high quality synthetic leather and extra plush padding, this sturdy black chair is supported by a black base making it easy to move around.

Overall width **620**
Overall depth **630**
Overall height **1040-1140**
Seat width **500**
Seat depth **500**
Seat height **430-530**
Back width **490**
Back height **680**
Arm height from floor **650-750**



Faux
Leather

Code
ASC300T1

Arm type
Fixed arms

RRP
£225



Gas lift
adjustment



Weight tension
control



Standard
tilt lock



CANTILEVER CHAIRS

MEETING SEATING

Conference rooms and other meeting areas will benefit from being furnished with high quality, stylish meeting room chairs in order to engage guests and employees. Conference chairs offer a stylish, comfortable way to meet with your work colleagues. The conference room can become crucial to impressing your potential business clients or for your own in house meetings.



OPTIONS



Available
from stock



LIMOGES

PAGE 314



BARI

PAGE 314



DERBY

PAGE 315



NOBLE

PAGE 315



BRUGES

PAGE 316



ESSEN GREY

PAGE 317



ESSEN BLACK

PAGE 317



CAVALIER

PAGE 318



SOLARIS

PAGE 318



JONAS

PAGE 319



TOTO

PAGE 319

2
WARRANTY
Years

130
KG

Limoges

The Limoges visitors chair has a modern, comfortable and fashionable look. The black leather faced chair complements the chrome detailing on the stylish arms and cantilever frame to create a timeless, modern design that is set to make an impression in the office.

Overall width **630**
Overall depth **660**
Overall height **1050**
Seat width **510**
Seat depth **510**
Seat height **500**
Back width **490**
Back height **655**



Faux
Leather

Code
LIM100C1

Arm type
Fixed arms

RRP
£490



2
WARRANTY
Years

130
KG

Bari

The Bari executive visitors chair is perfect for adding a touch of style to your office or conference room. The classic black ribbed faux leather design will add some much-needed comfort to employees and visitors, with chrome arms and a chrome base that will always look sleek and stylish.

Overall width **560**
Overall depth **575**
Overall height **870**
Seat width **490**
Seat depth **445**
Seat height **450**
Back width **470**
Back height **450**



Faux
Leather

Code
BARI100C1

Arm type
Fixed arms

RRP
£466



2
WARRANTY
Years

130
KG

Derby

The Derby visitors chair is an ideal solution for any professional environment, in a black faux leather finish with mesh side panels to aid ventilation throughout the working day. The waterfall seat and contoured back provide top ergonomic support, easing stress at crucial points.

Overall width **630**
Overall depth **550**
Overall height **950**
Seat width **470**
Seat depth **450**
Seat height **470**
Back width **430**
Back height **530**



Faux
Leather

Code

DER100C1-BLK

Arm type

Fixed arms

RRP

£400



1
WARRANTY
Year

130
KG

Noble

The Noble visitors chair is designed for comfort with a look that would fit any office or conference room. The high back and thick padding covered in soft and supple faux leather and white stitching detail looks great with the padded fixed arms featuring black trim to match the black cantilever base.

Overall width **640**
Overall depth **710**
Overall height **1200**
Seat width **500**
Seat depth **520**
Seat height **510**
Back width **500**
Back height **740**



Faux
Leather

Code

NBO100C1

Arm type

Fixed arms

RRP

£325



1
WARRANTY
Year

115
KG

Bruges

The cool, contemporary Bruges meeting chair is durably constructed for long-term enjoyment and comfort. They have plush faux leather faced half backs and seats which are held firmly in place by a chrome cantilever support system and upholstered armrests for added comfort.

Overall width **570**
Overall depth **580**
Overall height **780**
Seat width **485**
Seat depth **345**
Seat height **445**
Back width **480**
Back height **295**



Faux
Leather



Sold in pack of 2

Code
BRU100C1

Description
Fixed arms

RRP
£570



1
YEAR
WARRANTY

115
KG

Essen Grey

Essen's chrome cantilever frame and leather faced seat and back offers a sophisticated style with a hint of retro. Available in black or grey with matching padded arms, the smoothly shaped seat and back gently cradle and support the body, providing lateral and lumbar support when in use.



Overall width 555
Overall depth 605
Overall height 885
Seat width 480
Seat depth 430
Seat height 460
Back width 480
Back height 470



Code	Description	RRP
ESS100S2-G	Fixed arms	£260



1
YEAR
WARRANTY

115
KG

Essen Black

Essen's chrome cantilever frame and leather faced seat and back offers a sophisticated style with a hint of retro. Available in black or grey with matching padded arms, the smoothly shaped seat and back gently cradle and support the body, providing lateral and lumbar support when in use.



Overall width 555
Overall depth 605
Overall height 885
Seat width 480
Seat depth 430
Seat height 460
Back width 480
Back height 470



Code	Description	RRP
ESS100S2-K	Fixed arms	£260




1
Year
Warranty

115
KG

Cavalier

The Cavalier visitors chair will make a stunning addition to any conference room or waiting area. The soft, supple leather faced chair is carefully stitched and tufted for plush comfort, which is enhanced by the black cantilever frame and matching fixed arms for a classic feel.

Overall width **630**
Overall depth **610**
Overall height **1010**
Seat width **520**
Seat depth **460**
Seat height **470**
Back width **495**
Back height **605**



Leather
Faced

Code
CAV100C1

Arm type
Fixed arms

RRP
£235



1
Year
Warranty

115
KG

Solaris

The Solaris mesh back visitors chair has a stylish injection moulded back with breathable mesh and a sculptured lumbar adjustment, which allows the user to sit with optimal comfort and personalised support. Its ergonomic design can increase energy and improve productivity.

Overall width **650**
Overall depth **600**
Overall height **920**
Seat width **490**
Seat depth **500**
Seat height **470**
Back width **480**
Back height **520**



Black fabric seat with
black mesh back

Code
SOL100C1-K

Arm type
Fixed arms

RRP
£225



1
YEAR
WARRANTY

115
KG

Jonas

Create a comfortable, yet functional visitor area without breaking the bank with the Jonas visitors chair. Jonas offers a stylish back design and comes with fixed arms and a chrome base as standard. The mesh back allows air flow to the users back throughout long meetings.

Overall width **570**
Overall depth **550**
Overall height **930**
Seat width **490**
Seat depth **490**
Seat height **420**
Back width **440**
Back height **490**



Black fabric seat with
black mesh back

Code
JNS100C1-K

Arm type
Fixed arms

RRP
£225



1
YEAR
WARRANTY

115
KG

Toto

The Toto visitors chair provides the perfect seating for visitors to the office with its gently curved backrest and comfortable soft moulded foam. Ideal for use in meeting spaces and training rooms, it features a chrome cantilever frame and the mesh back is designed to keep the user cool and relaxed.

Overall width **610**
Overall depth **550**
Overall height **950**
Seat width **475**
Seat depth **460**
Seat height **420**
Back width **440**
Back height **510**



Black fabric seat with
black mesh back

Code
TOT100C1-K

Arm type
Fixed arms

RRP
£225




MULTI-PURPOSE

CAFE & DINING CHAIRS

Depending on your requirements, multi-purpose chairs can serve many different purposes, offering a flexible solution when seating is required for various areas in the workspace. Not all companies have formal canteens and breakout spaces, but all companies need to get people away from their desks, so multi-purpose furniture provides the ideal solution for informal spaces within the office.



OPTIONS



Available
from stock



Made-to-Order
4-5 week lead time

(Selected products)



TAMAR

PAGE 322



DART

PAGE 322



PRAGUE

PAGE 323



CODA

PAGE 323



TAURUS FABRIC

PAGE 324



TAURUS FABRIC BENCH

PAGE 324



TAURUS PLASTIC

PAGE 325



TAURUS PLASTIC BENCH

PAGE 325



TAURUS MESH

PAGE 326



TAURUS WOOD

PAGE 326



FUNDAMENTAL

PAGE 327



STRUT

PAGE 328



HARMONY

PAGE 329



QUAVO

PAGE 330



VERVE

PAGE 330



GECKO

PAGE 331



SIENNA

PAGE 331



Tamar

Elegant yet simple in its design, Tamar uses a laminated beech veneer frame to create the perfect traditional conference, meeting or waiting chair. The wide seats, optional armrests, generous padding and full back provide extra comfort to clients and employees in addition to complementing the existing colour scheme. BS EN 1022:2018 & BS EN 16139:2013



Overall width **580**
Overall depth **540**
Overall height **820**
Seat width **500**
Seat depth **470**
Seat height **460**
Back width **500**
Back height **480**



Stackable
up to 4 high

Code	Arm type	Band A	Band B	Band C	Band D	Band E
TAM50001	No arms	£351	£368	£383	£401	£440
TAM50004	Fixed arms	£390	£410	£425	£455	£475



Dart

Dart's beech stackable frame provides robust seating whilst maintaining the traditional feel of a wooden meeting chair. The contoured half back meeting chairs are the perfect combination of style, strength and extra comfort, with a classic beech laminate frame and a rich selection of fabric options available.



Overall width **520**
Overall depth **600**
Overall height **850**
Seat width **450**
Seat depth **510**
Seat height **460**
Back width **390**
Back height **320**



Stackable
up to 4 high

Code	Arm type	Band A	Band B	Band C	Band D	Band E
DAR50001	No arms	£241	£257	£289	£313	£344
DAR50004	Fixed arms	£241	£257	£289	£313	£344





Prague

The Prague chair's sleek curves, combined with a modern aesthetic, make it the perfect addition to any office space. Due to the laminated bent wood frame and clear hard wearing lacquer, you can rest assured that these meeting chairs are built to handle constant, everyday use.



Overall width **530**
Overall depth **560**
Overall height **820**
Seat width **460**
Seat depth **470**
Seat height **450**
Back width **465**
Back height **230**



Blue
B



Charcoal
C

Code
PRA50001
PRA50002

Arm type
Fixed arms
No arms

RRP
£212
£194



Stackable
up to 4 high



Coda

Coda is a general use conference room or meeting chair with a chrome frame and padded seat cushions that combine comfort with long lasting durability. With its classic and simple yet stylish, practical design, Coda is suitable for all high traffic areas.

EN 12520

Overall width **580** (No arms **490**)
Overall depth **570**
Overall height **930**
Seat width **440**
Seat depth **470**
Seat height **480**
Back width **450**
Back height **380**



Black
BLK



Blue
BLU



Stackable
up to 4 high

Code
COD100H
COD101H

Arm type
No arms
Fixed arms

RRP
£172
£205

Band A
£186
£215

Band B
£203
£232

Band C
£215
£249

Band D
£232
£265

Band E
£265
£305






Taurus Fabric

Taurus stacking chairs offer an attractively sleek and comfortable seating solution for any office meeting room or educational establishment. With a black or chrome frame, Taurus has contoured cushions which provide excellent support, with an easy to fit chair link available to connect chair frames.

Overall width **530** (With arms **640**, Tablet **590**)
 Overall depth **540**
 Overall height **835**
 Seat width **470**
 Seat depth **440**
 Seat height **450**
 Back width **460**
 Back height **340**



Code	Description	RRP	Band A	Band B	Band C	Band D	Band E
Black frame							
TAU40002	No arms	£92	£125	£145	£160	£180	£215
TAU40003	Fixed arms	£154	£179	£192	£208	£232	£262
TAU40004	Writing tablet	£190	£200	£217	£232	£255	£288
Chrome frame							
TAU40005	No arms	£94	£138	£154	£169	£192	£240
TAU40006	Fixed arms	£156	£192	£208	£222	£247	£279
TAU40007	Writing tablet	£193	£217	£232	£247	£270	£305



Stackable
up to 6 high
(not writing tablet)



TAULINK
Linking bracket **£30**



Taurus Fabric Bench

Taurus bench seating units in 2, 3 & 4 seater options are both economical and robust, ideal for waiting rooms, educational environments, offices, retail and hospitals. Tandem seating provides design continuity in any space and are available in a wide range of fabric choices to complement any setting.

Overall width **1000** (3 wide **1450**, 4 wide **1900**)
 Overall depth **600**
 Overall height **760**
 Seat width **470**
 Seat depth **440**
 Seat height **450**
 Back width **460**
 Back height **340**

Code	Description	Band A	Band B	Band C	Band D	Band E
TAU-U-B2	2 seats	£445	£459	£471	£485	£537
TAU-U-B3	3 seats	£562	£577	£604	£642	£693
TAU-U-B3T	2 seats and table	£589	£604	£629	£655	£706
TAU-U-B4	4 seats	£785	£811	£837	£877	£941
TAU-U-B4T	3 seats and table	£811	£837	£863	£904	£966






Taurus Plastic

With its slim and stylish profile, Taurus plastic back chairs in blue and black are perfect for today's lighter, more flexible office aesthetic. The polyurathene moulded seat and back and wooden versions of this best-selling chair offer versatility and poise, with an easy to fit chair link available.



Overall width **530** (With arms **640**, Tablet **590**)
 Overall depth **540**
 Overall height **835**
 Seat width **470**
 Seat depth **440**
 Seat height **450**
 Back width **460**
 Back height **340**



Stackable
up to 8 high
(not writing tablet)



TAULINK
Linking bracket **£30**


Code	Arm type	RRP
TAU40002	No arms	£92
TAU40003	Fixed arms	£154
TAU40004	Writing tablet	£190



Taurus Plastic Bench

Taurus bench seating provides flex-back comfort with beam-mounted convenience that encourages movement and relaxation. The back curves to support the user and the contoured seat dissipates pressure points, offering the perfect combination of good looks, easy maintenance and affordability.

Overall width **1000** (3 wide **1450**, 4 wide **1900**)
 Overall depth **600**
 Overall height **760**
 Seat width **470**
 Seat depth **440**
 Seat height **450**
 Back width **460**
 Back height **340**



Code	Description	RRP
TAU-P-B2	2 seats	£370
TAU-P-B3	3 seats	£450
TAU-P-B3T	2 seats and table	£490
TAU-P-B4	4 seats	£600
TAU-P-B4T	3 seats and table	£660





Taurus Mesh

The Taurus mesh back variant is a versatile multi-purpose chair that adds refined, contemporary appeal just about anywhere its put to work. The black frame, black fabric seat, and black mesh back provides a simple, classic look that allows you to lock in the style that suits your décor.



Overall width **530** (With arms **640**, Tablet **590**)
 Overall depth **540**
 Overall height **835**
 Seat width **470**
 Seat depth **440**
 Seat height **450**
 Back width **460**
 Back height **340**



Black fabric seat with black mesh back



Stackable up to 6 high (not writing tablet)



TAULINK
 Linking bracket **£30**

Code	Arm type	RRP
TAUMK	No arms	£105
TAUMA	Fixed arms	£205
TAUMKW	Writing tablet	£222



Taurus Wood

From the training room to the office canteen and waiting spaces, the Taurus wooden chair is ideal as a multi-functional work chair. A sturdy frame in chrome and elegant beech seat and back combine with an essential design, and it will even stack up to save space when not in use.



Overall width **530** (With arms **640**, Tablet **590**)
 Overall depth **540**
 Overall height **835**
 Seat width **470**
 Seat depth **440**
 Seat height **450**
 Back width **460**
 Back height **340**



Beech



Stackable up to 8 high (not writing tablet)



TAULINK
 Linking bracket **£30**

Code	Arm type	RRP
TAU40005-W	No arms	£122
TAU40006-W	Fixed arms	£185
TAU40007-W	Writing tablet	£223






Fundamental

Fundamental is an economical and practical wooden chair that is ideal for office breakout rooms and dining areas. Fundamental has a simple yet modern design that creates a distinctive effect of lightness and elegance, offering additional comfort whilst employees dine and gather.

Overall width **530**
Overall depth **560**
Overall height **870**
Seat width **530**
Seat depth **560**
Seat height **450**
Back width **350**
Back height **430**



Stackable
up to 8 high


Code	Description	RRP
CH2012-B-C	Beech seat & back	£200



Fundamental Upholstered

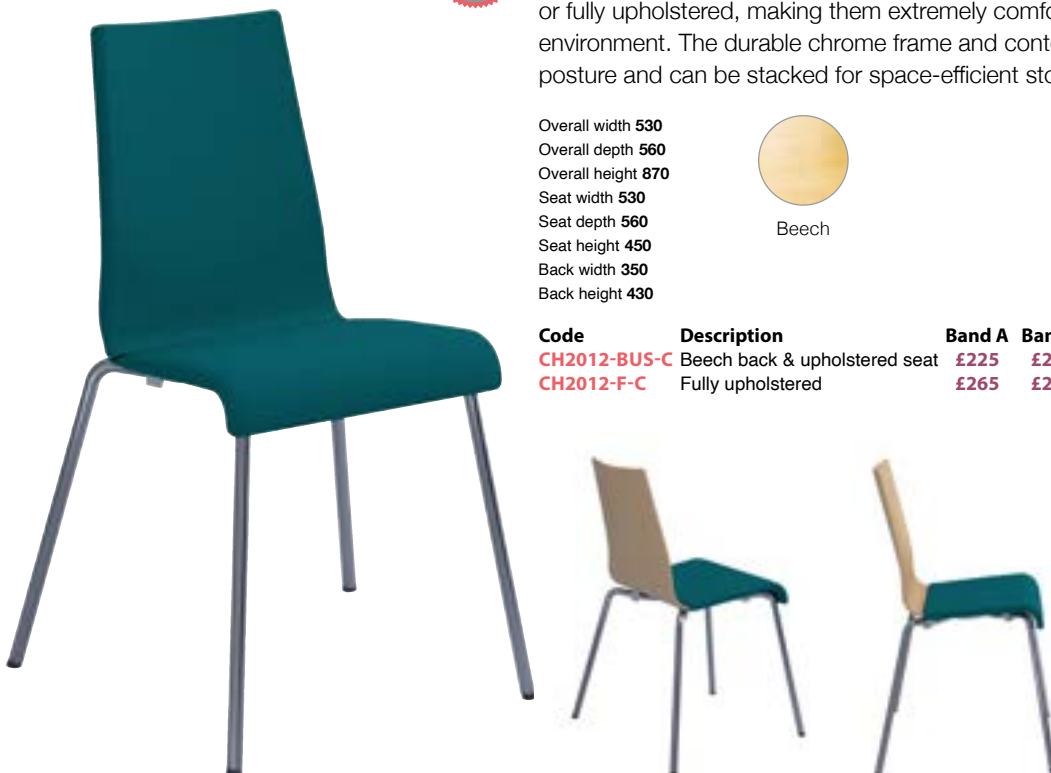
Fundamental multi-purpose chairs are also available with an upholstered seat or fully upholstered, making them extremely comfortable and adaptable to any environment. The durable chrome frame and contoured back promote healthy posture and can be stacked for space-efficient storage.

Overall width **530**
Overall depth **560**
Overall height **870**
Seat width **530**
Seat depth **560**
Seat height **450**
Back width **350**
Back height **430**



Stackable
up to 6 high

Code	Description	Band A	Band B	Band C	Band D	Band E
CH2012-BUS-C	Beech back & upholstered seat	£225	£245	£265	£285	£300
CH2012-F-C	Fully upholstered	£265	£280	£300	£350	£400






Strut

A simple design with a chic edge, the Strut family of multi-purpose chairs offer a solution for a variety of environments. Multiple base options and numerous vibrant shell colours make Strut the perfect, customisable choice for café and dining environments, or meeting spaces.

Overall width **450** (Sled **480**)
Overall depth **510** (Sled **530**)
Overall height **850**
Seat width **440**
Seat depth **380**
Seat height **450**
Back width **400**
Back height **380**




Code	Description	RRP
STR501C	Chrome sled frame	£265
STR502C	Chrome 4 leg frame	£265
STR504W	Natural oak frame	£270



Strut upholstered

The deluxe Strut chair is a picture of elegance whilst providing you with a superb comfortable seat to complement the multi-coloured plastic back options. including a back rest. Versatile in appearance and function with 3 frame styles, these sleek chairs are both easy on the eye and easy on the body.

Overall width **450** (Sled **480**)
Overall depth **510** (Sled **530**)
Overall height **850**
Seat width **440**
Seat depth **380**
Seat height **450**
Back width **400**
Back height **380**



Code	Description	Band A	Band B	Band C	Band D	Band E
STR501C	Chrome sled frame	£350	£370	£380	£390	£410
STR502C	Chrome 4 leg frame	£350	£370	£380	£390	£410
STR504W	Natural oak frame	£360	£380	£390	£400	£420



Please add shell colour followed by **SP** when ordering
e.g. **STR504W-WH-SP**



Harmony

From rich hues to subtle neutral colours, the Harmony chair collection will transform any space with 4 leg frames available in chrome and black and a selection of colourful, moulded chair shells that are strong, durable, easy to clean and stylish, ideal for contract and retail settings.



Overall width 550
Overall depth 520
Overall height 830
Seat width 550
Seat depth 520
Seat height 480
Back width 550
Back height 350



Black
K



Blue
BL



Grey
GR



Orange
OR



Stackable
up to 16 high

Code
HRM504C
HRM504K

Description
Chrome 4 leg
Black 4 leg

RRP
£202
£202



Harmony upholstered

Harmony is a high-density stacking chair that is visually pleasing, with the added layer of comfort of a fully upholstered seat pad in a variety of fabric options for a perfect match of style, comfort and functionality. Mobility options make reconfigurability of any space effortless to support flexible landscapes.



Overall width 550
Overall depth 520
Overall height 830
Seat width 550
Seat depth 520
Seat height 480
Back width 550
Back height 350



Black
K



Blue
BL



Grey
GR



Orange
OR



Stackable
up to 12 high

Code
HRM504C
HRM504K

Description
Chrome 4 leg
Black 4 leg

Band A	Band B	Band C	Band D	Band E
£265	£287	£308	£329	£371
£265	£287	£308	£329	£371



Fabric
Seat



Please add shell colour followed by **SP** when ordering
e.g. **HRM504C-BL-SP**




Quavo

In collaborative spaces, chairs are always being moved. That's why the lightweight and portable Quavo chair is such a fitting addition to the places people gather. Quavo is a multi-purpose chair that is made for any office environment, with a mesh back, fabric seat and a sled frame.



Overall width **420**
Overall depth **550**
Overall height **855**
Seat width **415**
Seat depth **465**
Seat height **450**
Back width **445**
Back height **390**



Black fabric seat with black mesh back

Code
QVO40005-K

Description
Sled frame

RRP
£640



Stackable up to 20 high



Sold in pack of 4



Verve

With a contoured shape that provides comfort all day long, Verve allows for combinations of black and blue plastic shells, with chrome sled and 4 leg options to give personality and character to any space around a meeting table, in a dining area or a conference room.

Overall width **520**
Overall depth **510**
Overall height **810**
Seat width **420**
Seat depth **440**
Seat height **450**
Back width **420**
Back height **360**



Black
K

Blue
BL

Code
VRV501C
VRV504C

Description
Chrome sled
Chrome 4 leg

RRP
£218
£247



Stackable up to 16 high





Gecko

The stylish Gecko dining chairs have a turtle shell design which is designed for maximum comfort and durability due to the easy clean curvaceous shape. Gecko seating is available in a multitude of colour options to complement the white seat, for a fun and easy match with any decorating style.

Overall width 550
Overall depth 520
Overall height 830
Seat width 440
Seat depth 520
Seat height 480
Back width 410
Back height 400



Stackable
up to 10 high

Code
CH8301

Description
Chrome 4 leg


RRP
£290



Sienna

Sienna is a moulded plastic dining chair and stool collection which is a fantastic contemporary choice and would make a stylish addition to any dining facility or café. The curved retro design is available with a chrome frame and is a practical and durable choice due to the easy clean curvaceous surface.

Overall width 455
Overall depth 500
Overall height 830
Seat width 455
Seat depth 500
Seat height 475
Back width 460
Back height 420



Stackable
up to 10 high

Code
SIE50001

Description
Chrome 4 leg

RRP
£500



Sold in
pack of 4

MULTI-PURPOSE

CAFE & DINING STOOLS

Our range of stools have been designed to make people feel welcome and comfortable when relaxing, during informal meetings, or waiting in an inspiring and comfortable environment. Bringing a timeless style to the workplace where design and unparalleled quality meet, stools encourage your back to have an upright posture which reduces the chances of back pains and injuries related to seating.



FABRIC OPTIONS



Available
from stock



Made-to-Order
4-5 week lead time

(Selected products)



REMY

PAGE 334



ROSCOE

PAGE 335



FUNDAMENTAL

PAGE 336



STRUT

PAGE 337



HARMONY

PAGE 338



GECKO

PAGE 338



SIENNA

PAGE 339



PREMA

PAGE 339



Remy metal legs

Versatile with a contemporary design that offers new heights of luxury and value, the Remy fully upholstered stool provides a superb, comfortable seat including a back rest, with a chrome sled frame that is a strong core for the stool. And the framework includes a stylish square footrest, allowing you to relax further.

Overall width **460**
Overall depth **470**
Overall height **940**
Seat width **410**
Seat depth **380**
Seat height **770**
Back width **390**
Back height **190**


Code	Description	Band A	Band B	Band C	Band D	Band E
REM-HS-CS	No arms	£462	£492	£524	£554	£615
REM-HSA-CS	Fixed arms	£554	£585	£615	£646	£708



Remy wooden legs

Remy is high full upholstered high stool with gentle moulded curves that invites people to sit and gather for casual conversations. Arm and armless models are available in multiple wood frame finishes with supporting footrests for added comfort, making it a perfect choice for every area of the office.

Overall width **410**
Overall depth **470**
Overall height **940**
Seat width **410**
Seat depth **380**
Seat height **770**
Back width **390**
Back height **190**



Code	Description	Band A	Band B	Band C	Band D	Band E
REM-HS	No arms	£677	£708	£738	£769	£800
REM-HSA	Fixed arms	£769	£800	£830	£860	£893



Please add frame colour when ordering
e.g. **REM-HS-K**



Roscoe metal legs

Roscoe's tapered contours and curved seat and back design deliver a refined aesthetic that is built for long-lasting function. Choose from 4 designer colors with coordinating matching arms, with or without seat pad, making them ideal for cafes, office kitchens, dining halls - anywhere elegant, durable seating is needed.

Overall width **530**
Overall depth **480**
Overall height **1100**
Seat width **430**
Seat depth **370**
Seat height **760**
Back width **450**
Back height **340**



Charcoal
Grey **CG**



Ice Blue
IB



Sandy
Beech **SB**



Warm
Yellow **WY**

Code	Description	RRP	Band A	Band B	Band C	Band D	Band E
ROS02-HS	No arms	£334	£401	£432	£462	£492	£524
ROS02-HSA	Fixed arms	£371	£432	£462	£492	£524	£554



Seat pad



For seat pad, please add shell colour followed by **-SP** when ordering e.g. **ROS02-HSA-WY-SP**



Roscoe wooden legs

The Roscoe high stool collection is a multi-tasker with a chic aesthetic that sets a new bar for plastic seating with an ingeniously simple design allows the back to flex, which encourages movement and relaxation. The wooden 4 leg option with supporting footrest enables the best stability and comfort.

Overall width **530**
Overall depth **480**
Overall height **1100**
Seat width **430**
Seat depth **370**
Seat height **760**
Back width **450**
Back height **340**



Charcoal
Grey **CG**



Ice Blue
IB



Sandy
Beech **SB**



Warm
Yellow **WY**

Code	Description	RRP	Band A	Band B	Band C	Band D	Band E
ROS01-HS	No arms	£615	£677	£708	£738	£769	£800
ROS01-HSA	Fixed arms	£663	£738	£769	£800	£830	£860



Seat pad





Fundamental

Fundamental is an economical and practical wooden stool that is ideal for office breakout rooms and dining areas. Fundamental has a simple yet modern design that creates a distinctive effect of lightness and elegance, offering additional comfort whilst employees dine and gather.

Overall width **515**
Overall depth **550**
Overall height **1050**
Seat width **515**
Seat depth **550**
Seat height **750**
Back width **350**
Back height **430**



Beech



Stackable
up to 6 high

Code	Description	RRP
HS2010-B-C	Beech seat & back	£250



Fundamental Upholstered

Fundamental multi-purpose stools are also available with an upholstered seat or fully upholstered, making them extremely comfortable and adaptable to any environment. The durable chrome frame and contoured back promote healthy posture, bringing a timeless style to the workplace.

Overall width **515**
Overall depth **550**
Overall height **1050**
Seat width **515**
Seat depth **550**
Seat height **750**
Back width **350**
Back height **430**



Beech
back

Code	Description	Band A	Band B	Band C	Band D	Band E
HS2010-BUS-C	Beech back & upholstered seat	£280	£300	£320	£340	£360
HS2010-F-C	Fully upholstered	£300	£320	£340	£360	£380



Fabric
Seat






Strut

A simple design with a chic edge, the Strut family of multi-purpose stools offer a solution for a variety of environments. Multiple base options and numerous vibrant shell colours make Strut the perfect, customisable choice for café and dining environments, or informal spaces.

Overall width **450** (Sled **480**)
Overall depth **510** (Sled **530**)
Overall height **1060**
Seat width **440**
Seat depth **380**
Seat height **710**
Back width **400**
Back height **380**




Code	Description	RRP
STR601C	Chrome sled frame	£315
STR604W	Natural oak frame	£380



Strut upholstered

The deluxe Strut stool is a picture of elegance whilst providing you with a superb comfortable seat to complement the multi-coloured plastic back options. Including a back rest. Versatile in appearance and function with 3 frame styles, these sleek stools are both easy on the eye and easy on the body.

Overall width **450** (Sled **480**)
Overall depth **510** (Sled **530**)
Overall height **1060**
Seat width **440**
Seat depth **380**
Seat height **710**
Back width **400**
Back height **380**



Code	Description	Band A	Band B	Band C	Band D	Band E
STR601C	Chrome sled frame	£400	£420	£440	£450	£465
STR604W	Natural oak frame	£421	£435	£446	£459	£471



Fabric
Seat



Please add shell colour followed by **SP** when ordering
e.g. **STR601C-WH-SP**



Harmony

From rich hues to subtle neutral colours, the Harmony stool collection will transform any space with sled frames available in chrome and a selection of colourful, moulded chair shells that are strong, durable, easy to clean and stylish, ideal for contract and retail settings.

Overall width 550
Overall depth 520
Overall height 1160
Seat width 550
Seat depth 520
Seat height 800
Back width 550
Back height 350



Black
K



Blue
BL



Grey
GR



Orange
OR

Code
HRM509C

Description
No arms

RRP
£297

Band A
£398

Band B
£424

Band C
£446

Band D
£467

Band E
£504



Fabric
Seat



For seat pad, please add shell colour followed by **-SP** when ordering e.g. **HRM509C-GR-SP**



Gecko

The stylish Gecko dining chairs and stools have a turtle shell design which is designed for maximum comfort and durability due to the easy clean curvaceous shape. Gecko seating is available in a multitude of colour options to complement the white seat, for a fun and easy match with any decorating style.

Overall width 510
Overall depth 510
Overall height 1120
Seat width 510
Seat depth 510
Seat height 800
Back width 410
Back height 400



Anthracite
AN



Blue
BL



Orange
OR



Red
RE



Stackable
up to 4 high

Code
HS8301

Description
No arms

RRP
£410





Sienna

Sienna is a moulded plastic dining chair and stool collection which is a fantastic contemporary choice and would make a stylish addition to any dining facility or café. The curved retro design is available with a chrome frame and is a practical and durable choice due to the easy clean curvaceous surface.



Overall width **455**
Overall depth **500**
Overall height **1140**
Seat width **455**
Seat depth **500**
Seat height **785**
Back width **460**
Back height **420**



Black
K



Blue
BL



Grey
G



Orange
OR



Sold in
pack of 2

Code
SIE50009

Description
No arms

RRP
£460



Prema

The Prema industrial operator chair is a great entry level laboratory and workplace chair featuring a fully adjustable, strong polyurethane back and seat that can easily be wiped clean. Prema is ideal for research industries including laboratories, universities and school science rooms or for use with a tall bench.



Overall width **455**
Overall depth **635**
Overall height **950-1080**
Seat width **455**
Seat depth **430**
Seat height **605-735**
Back width **410**
Back height **305**

Code
PRM300G1

Description
No arms

RRP
£328



SEATING FAMILIES

MADE-TO-ORDER SEATING

Everybody deserves a good office chair which has the movement and positioning capabilities to enable people to sit comfortably, whilst at the same time encouraging productivity by seamlessly supporting the body during work activities. That means combining the right ergonomic design and advanced functionality for optimum flexibility and comfort, in addition to selecting the customer's individual choice of chair fabric that coordinates with the interior design style or corporate branding.



FABRIC OPTIONS



Made-to-Order
3-4 week lead time
(Selected products)



TEGAN

PAGE 342



SENZA

PAGE 346



JOTA

PAGE 350



ALTINO

PAGE 354



SOLUS

PAGE 358



SUZI

PAGE 362



TUBA

PAGE 366



SANTANA

PAGE 372

TEGAN

MADE-TO-ORDER SEATING FAMILIES

Tegan is an ergonomic and sophisticated seating solution that provides exceptional comfort throughout the working day, whether you are located in the main office or a meeting room. Tegan offers a breathable mesh or fully upholstered back option as an operator chair, 4 leg meeting chair or cantilever frame visitors chair, all with a contoured padded seat and an infinite variety of fabrics to suit every design direction.



PRODUCT SPECS

EN1335-1:2000, EN1335-2:2009



Product
guarantee



Manufactured
in the UK

FABRICS



Fabric bands
A, B, C, D, E

FEATURES

Fabric or mesh back chairs are complemented by a selection of 2D & 3D arm options

Ideal for working at a desk with a choice of synchro or PCB mechanisms

Range available with 5 star bases, 4 leg and cantilever frames

Support a wide range of body types comfortably encouraging healthy postures

TGF22-000

Full upholstered operator chair with optional headrest

TGF100

Full upholstered cantilever meeting chair



TGM11-000

Mesh back operator chair with made-to-order fabric seat



TGF200

4 leg meeting chair available in fabric or mesh back



ARM OPTIONS



2D arms

Height adjustable 70mm
Arm pad movement front to back



3D arms

Height adjustable 105mm
Arm movement front to back & rotation +/- 20°

EXTRAS



Lumbar support

00L +£35



Seat slide

0S0 +£45



Chrome base

C00 +£55

SEATING FAMILIES

TEGAN

Mesh

Synchro operators chair



Fabric

Synchro operators chair



Mesh

PCB operators chair



Fabric

PCB operators chair



Synchro back with user weight tension control and anti shock back

Permanent contact back lockable in any position

	Fabric bands				
CODE	A	B	C	D	E
MESH BACK					
TGM20-000 No arms	£350	£360	£370	£390	£410
TGM21-000 2D arms	£410	£420	£430	£450	£470
TGM22-000 3D arms	£430	£440	£450	£470	£490

	Fabric bands				
CODE	A	B	C	D	E
FABRIC BACK NO HEADREST					
TGF20-000 No arms	£324	£337	£348	£362	£386
TGF21-000 2D arms	£386	£398	£411	£422	£447
TGF22-000 3D arms	£411	£422	£436	£447	£472

	Fabric bands				
CODE	A	B	C	D	E
FABRIC BACK WITH HEADREST					
TGFH22-000 3D arms	£480	£491	£504	£516	£540

	Fabric bands				
CODE	A	B	C	D	E
MESH BACK					
TGM10-000 No arms	£300	£310	£320	£340	£360
TGM11-000 2D arms	£350	£360	£370	£390	£410
TGM12-000 3D arms	£370	£380	£390	£410	£430

	Fabric bands				
CODE	A	B	C	D	E
FABRIC BACK NO HEADREST					
TGF10-000 No arms	£250	£260	£270	£290	£310
TGF11-000 2D arms	£300	£315	£325	£340	£360
TGF12-000 3D arms	£320	£330	£340	£360	£380

	Fabric bands				
CODE	A	B	C	D	E
FABRIC BACK WITH HEADREST					
TGFH12-000 3D arms	£417	£430	£441	£455	£480

DIMENSIONS
Overall width 680
Overall depth 590
Overall height 1005-1130
Seat width 480
Seat depth 475
Seat height 480-605
Back width 470
Back height 525

DIMENSIONS
Overall width 680
Overall depth 590
Overall height 1005-1130 (headrest 1220-1345)
Seat width 480
Seat depth 475
Seat height 480-605
Back width 470
Back height 525

DIMENSIONS
Overall width 680
Overall depth 590
Overall height 1005-1130
Seat width 480
Seat depth 475
Seat height 480-605
Back width 470
Back height 525

DIMENSIONS
Overall width 680
Overall depth 590
Overall height 1005-1130 (headrest 1220-1345)
Seat width 480
Seat depth 475
Seat height 480-605
Back width 470
Back height 525

MECHANISMS
Gas lift adjustment
Back rake adjustment
Back height ratchet adjustment
Back tilt with 5 locking positions
Anti shock back
User weight tension control

MECHANISMS
Gas lift adjustment
Back rake adjustment
Back height ratchet adjustment
Back tilt with 5 locking positions
Anti shock back
User weight tension control
Optional adjustable headrest

MECHANISMS
Gas lift adjustment
Back rake adjustment
Back height adjustment
Back lockable in any position

MECHANISMS
Gas lift adjustment
Back rake adjustment
Back height adjustment by hand wheel
Back lockable in any position
Optional adjustable headrest

Combine any options on fabric task seating
For Lumbar support change code to **-00L (+£35)**, for seat slide change to **-0S0 (+£45)**, Chrome base replace with **-C00 (+£55)**.
eg. **TGF20-C0L** Chrome base & Lumbar **+£90**

SEATING FAMILIES

TEGAN

Mesh

4 leg meeting chair

Fabric

4 leg meeting chair

Mesh

Cantilever meeting chair

Fabric

Cantilever meeting chair



25mm diameter legs with nylon feet

25mm diameter cantilever frame with glides

	Fabric bands				
CODE	A	B	C	D	E
MESH BACK					
TGM200	£350	£360	£370	£380	£400
Fixed arms					

	Fabric bands				
CODE	A	B	C	D	E
FABRIC BACK					
TGF200	£350	£360	£370	£390	£410
Fixed arms					

	Fabric bands				
CODE	A	B	C	D	E
MESH BACK					
TGM100	£310	£320	£330	£340	£350
Fixed arms					

	Fabric bands				
CODE	A	B	C	D	E
FABRIC BACK					
TGF100	£310	£320	£330	£340	£350
Fixed arms					

DIMENSIONS

Overall width **640**
Overall depth **550**
Overall height **930**
Seat width **420**
Seat depth **460**
Seat height **470**
Back width **440**
Back height **550**

FEATURES

25mm diameter frame
Nylon feet
Fixed arm rest

DIMENSIONS

Overall width **640**
Overall depth **550**
Overall height **930**
Seat width **420**
Seat depth **460**
Seat height **470**
Back width **440**
Back height **550**

FEATURES

25mm diameter frame
Nylon feet
Fixed arm rest

DIMENSIONS

Overall width **640**
Overall depth **550**
Overall height **930**
Seat width **420**
Seat depth **460**
Seat height **470**
Back width **440**
Back height **550**

FEATURES

25mm diameter frame
Glides on frame
Fixed arm rest

DIMENSIONS

Overall width **640**
Overall depth **550**
Overall height **930**
Seat width **420**
Seat depth **460**
Seat height **470**
Back width **440**
Back height **550**

FEATURES

25mm diameter frame
Glides on frame
Fixed arm rest

Combine options on mesh task seating
For seat slide change to **-050 (+£45)**, Chrome base replace with **-C00 (+£55)**.
eg. **TGM20-CS0** Chrome base & seat slide **+£100**

SENZA

MADE-TO-ORDER SEATING FAMILIES

Comfort, reliability and affordability are the key attributes of the Senza operator and visitor chairs, with their curvaceous profile and vast array of options that deliver style as well as substance. Equipped with ergonomic features, a high back, extra high back and mesh back options together with draughtsman and visitor chairs, this seating family easily provides the comfort needed for a long day at work.



PRODUCT SPECS

EN1335-1:2000, EN1335-2:2009, BS 5459-2:2000+A2:2008



Product
guarantee



Designed &
manufactured

FABRICS



Fabric bands
A, B, C, D, E

FEATURES

Ideal for working at a desk or a computer providing maximum support

Choose your back style and mechanism to support the way you work

CMHR high resilience, flexible foam seats for enhanced comfort

Perfect for training rooms, conference suites and waiting rooms

SXERGOA

24 hour ergonomic chair with lumbar support & seat tilt

SMD43-000

Mesh back draughtsman chair with chrome footring

SM46-000

Mesh back operator chair with folding arms

SH40-000

Fully upholstered operator chair with 3 arm options

SC00-000

Cantilever meeting chair with chrome frame

ARM OPTIONS



Fixed



Adjustable



Folding

EXTRAS



Lumbar support
00L +£35



Seat slide
050 +£35



Chrome base
C00 +£45

Ergo

24hr ergonomic chair



Lumbar support, seat tilt & chrome base as standard

XL

Asynchro



Back height 590mm

High

Asynchro



Back height 500mm

Fabric bands

CODE	A	B	C	D	E
FABRIC BACK					
SXERGOA PCB	£470	£480	£490	£510	£530
SXERGOB Asynchro	£490	£500	£510	£530	£550

Fabric bands

CODE	A	B	C	D	E
FABRIC BACK					
SX40-000 No arms	£351	£368	£383	£421	£472
SX43-000 Fixed arms	£377	£391	£408	£445	£497
SX44-000 Adjustable arms	£415	£433	£445	£486	£537
SX46-000 Folding arms	£438	£455	£470	£509	£561

Fabric bands

CODE	A	B	C	D	E
FABRIC BACK					
SH40-000 No arms	£310	£320	£330	£350	£370
SH43-000 Fixed arms	£330	£340	£350	£370	£390
SH44-000 Adjustable arms	£375	£385	£395	£415	£435
SH46-000 Folding arms	£385	£395	£405	£425	£445

DIMENSIONS

Overall width **680**
Overall depth **650**
Overall height **1120-1250**
Seat width **520**
Seat depth **500**
Seat height **540-670**
Back width **590**
Back height **590**

MECHANISMS

Back rake adjustment
Back height ratchet adjustment
Weight tension control
Lumbar support
Seat depth adjustment
Independent seat tilt adjustment (SXERGOA only)

DIMENSIONS

Overall width **680**
Overall depth **650**
Overall height **1050-1180**
Seat width **520**
Seat depth **500**
Seat height **540-670**
Back width **480**
Back height **590**

MECHANISMS

Gas lift adjustment
Back rake adjustment
Back height ratchet adjustment
Independent seat tilt adjustment

DIMENSIONS

Overall width **680**
Overall depth **650**
Overall height **970-1100**
Seat width **520**
Seat depth **500**
Seat height **470-600**
Back width **450**
Back height **500**

MECHANISMS

Gas lift adjustment
Back rake adjustment
Back height ratchet adjustment
Independent seat tilt adjustment

Combine any options on fabric task seating

For Lumbar support change code to **-00L (+£35)**, for seat slide change to **-050 (+£35)**, Chrome base replace with **-C00 (+£45)**.
eg. **SX44-05L** Seat slide & Lumbar **+£70**

Mesh

Asynchro



Back height 570mm

CODE	Fabric bands				
	A	B	C	D	E
MESH BACK					
SM40-000 No arms	£315	£325	£335	£345	£355
SM43-000 Fixed arms	£347	£357	£367	£377	£387
SM44-000 Adjustable arms	£382	£392	£402	£412	£422
SM46-000 Folding arms	£408	£418	£428	£438	£448

DIMENSIONS

Overall width **680**
Overall depth **650**
Overall height **1030-1160**
Seat width **520**
Seat depth **500**
Seat height **470-600**
Back width **480**
Back height **570**

MECHANISMS

Gas lift adjustment
Back rake adjustment
Back height ratchet adjustment
Independent seat tilt adjustment

Draughtsman



Chrome footring

CODE	Fabric bands				
	A	B	C	D	E
MESH BACK					
SMD40-000 No arms	£434	£445	£459	£471	£485
SMD43-000 Fixed arms	£458	£470	£484	£496	£510
SMD44-000 Adjustable arms	£483	£494	£508	£519	£533

DIMENSIONS

Overall width **620**
Overall depth **550**
Overall height **1090-1340**
Seat width **480**
Seat depth **460**
Seat height **550-880**
Back height **530**
Back width **460**

MECHANISMS

Gas lift adjustment
Back rake adjustment
Back height adjustment

Visitor



Chrome cantilever frame with arms

CODE	Fabric bands				
	A	B	C	D	E
FABRIC BACK					
SC00-000 Fixed arms	£350	£360	£370	£390	£410

DIMENSIONS

Overall width **565**
Overall depth **625**
Overall height **900**
Seat width **510**
Seat depth **490**
Seat height **440**
Back width **450**
Back height **495**

Combine options on mesh task seating
For seat slide change to **-050 (+£35)**, Chrome base replace with **-C00 (+£45)**.
eg. **SM40-CS0** Chrome base & seat slide **+£80**

JOTA

MADE-TO-ORDER SEATING FAMILIES

Jota has a traditional oval shaped back design in a number of sizes with high density seat and back foam for maximum user comfort. With so many adjustable settings in the fabric, mesh, draughtsman and visitor chairs, the Jota seating family offers the ideal configuration for any hard-working professional, eliminating aches and pains associated with improper support.



PRODUCT SPECS

EN1335-1:2000, EN1335-2:2009, BS 5459-2:2000+A2:2008



Product
guarantee



Designed &
manufactured

FABRICS



Fabric bands
A, B, C, D, E

FEATURES

Ideal for working at a desk or a computer providing maximum support

Choose your back style and mechanism to support the way you work

CMHR high resilience, flexible foam seats for enhanced comfort

Perfect for training rooms, conference suites, offices and waiting rooms

VC01-000

Cantilever meeting chair in black or chrome frame



VMH11-000

Mesh back operator chair with PCB back



VM10-000

Fully upholstered operator chair with PCB back



JX44-000

Fabric made-to-order operator chair with XXL back



ARM OPTIONS



Fixed



Adjustable



Folding

EXTRAS



Lumbar support
00L +£35



Seat slide
050 +£35



Chrome base
C00 +£45

SEATING FAMILIES

JOTA

Ergo

24hr ergonomic chair



Lumbar support, seat tilt & chrome base as standard

XXL

XXL back fabric operator chair



Asynchro mech with independent seat tilt

XL

Extra high back fabric operator chair



Draughtsman

Fabric/mesh back draughtsman chair



Available with fabric & mesh back

	Fabric bands				
CODE	A	B	C	D	E
FABRIC BACK					
JXERGOA PCB	£430	£440	£450	£470	£490
JXERGOB Asynchro	£470	£480	£490	£510	£530

	Fabric bands				
CODE	A	B	C	D	E
FABRIC BACK					
JX40-000 No arms	£300	£310	£320	£340	£360
JX43-000 Fixed arms	£325	£335	£345	£365	£385
JX44-000 Adjustable arms	£360	£370	£380	£400	£420
JX46-000 Folding arms	£380	£390	£400	£420	£440

	Fabric bands				
CODE	A	B	C	D	E
FABRIC BACK					
JH40-000 No arms	£280	£290	£300	£320	£340
JH43-000 Fixed arms	£300	£310	£320	£340	£360
JH44-000 Adjustable arms	£340	£350	£360	£380	£400
JH46-000 Folding arms	£360	£370	£380	£400	£420

	Fabric bands				
CODE	A	B	C	D	E
FABRIC BACK					
VD20-000 No arms	£257	£272	£289	£328	£378
VD21-000 Fixed arms	£281	£295	£313	£351	£401
VD22-000 Adjustable arms	£313	£328	£344	£383	£434

	Fabric bands				
CODE	A	B	C	D	E
MESH BACK					
VMD20-000 No arms	£343	£358	£369	£384	£397
VMD21-000 Fixed arms	£408	£419	£435	£446	£462
VMD22-000 Adjustable arms	£438	£453	£465	£480	£491

DIMENSIONS

Overall width **680**
Overall depth **650**
Overall height **1040-1240**
Seat width **520**
Seat depth **500**
Seat height **510-630**
Back width **500**
Back height **590**

MECHANISMS

Gas lift adjustment
Back rake adjustment
Back height ratchet adjustment
Weight tension control
Lumbar support
Seat depth adjustment
Independent seat tilt adjustment (JXERGOA only)

DIMENSIONS

Overall width **680**
Overall depth **650**
Overall height **970-1170**
Seat width **520**
Seat depth **500**
Seat height **440-560**
Back width **480**
Back height **590**

MECHANISMS

Gas lift adjustment
Back rake adjustment
Back height ratchet adjustment
Independent seat tilt adjustment

DIMENSIONS

Overall width **680**
Overall depth **650**
Overall height **940-1140**
Seat width **520**
Seat depth **500**
Seat height **440-560**
Back width **450**
Back height **510**

MECHANISMS

Gas lift adjustment
Back rake adjustment
Back height ratchet adjustment
Independent seat tilt adjustment

DIMENSIONS

Overall width **670**
Overall depth **600**
Overall height **990-1260**
Seat width **470**
Seat depth **450**
Seat height **590-860**
Back width **420**
Back height **400**

MECHANISMS

Gas lift adjustment
Back rake adjustment
Back height adjustment
Folding back rest
Foot ring

Combine any options on fabric task seating

For Lumbar support change code to **-00L (+£35)**, for seat slide change to **-0S0 (+£35)**, Chrome base replace with **-C00 (+£45)**.
eg. **JX46-CSL** Chrome base, Seat slide & Lumbar **+£115**

SEATING FAMILIES

JOTA

High

High back Asynchro/PCB operator chair



Independent seat tilt on VH20-22 only

Medium

Medium back PCB operator chair



Permanent contact back lockable in any position

Mesh

Mesh back operator chair



Visitor

Fabric visitor chair



Frame in black or chrome

	Fabric bands				
CODE	A	B	C	D	E
PCB FABRIC BACK					
VH10-000 No arms	£200	£205	£210	£230	£250
VH11-000 Fixed arms	£220	£225	£230	£250	£270
VH12-000 Adjustable arms	£250	£255	£260	£280	£300

ASYNCHRO FABRIC BACK					
VH20-000 No arms	£215	£220	£225	£245	£265
VH21-000 Fixed arms	£235	£240	£245	£265	£285
VH22-000 Adjustable arms	£265	£270	£275	£295	£315

DIMENSIONS	
Overall width	670
Overall depth	600
Overall height	920-1120
Seat width	470
Seat depth	450
Seat height	440-560
Back width	420
Back height	530

MECHANISMS	
Gas lift adjustment	
Back rake adjustment	
Back height adjustment	
Independent seat tilt adjustment (VH20-22 only)	

	Fabric bands				
CODE	A	B	C	D	E
FABRIC BACK					
VM10-000 No arms	£190	£195	£200	£220	£240
VM11-000 Fixed arms	£210	£215	£220	£240	£260
VM12-000 Adjustable arms	£240	£245	£250	£270	£290

DIMENSIONS	
Overall width	670
Overall depth	600
Overall height	840-960
Seat width	470
Seat depth	450
Seat height	440-560
Back width	430
Back height	530

MECHANISMS	
Gas lift adjustment	
Back rake adjustment	
Back height adjustment	

	Fabric bands				
CODE	A	B	C	D	E
MESH BACK					
VMH10-000 No arms	£250	£255	£260	£280	£300
VMH11-000 Fixed arms	£270	£275	£280	£300	£320
VMH12-000 Adjustable arms	£295	£300	£305	£325	£345

DIMENSIONS	
Overall width	670
Overall depth	600
Overall height	870-990
Seat width	470
Seat depth	450
Seat height	440-560
Back width	430
Back height	530

MECHANISMS	
Gas lift adjustment	
Back rake adjustment	
Back height adjustment	

	Fabric bands				
CODE	A	B	C	D	E
BLACK BASE					
VC00-000 No arms	£257	£272	£289	£328	£378
VC01-000 Fixed arms	£281	£295	£313	£351	£401

CHROME BASE					
VC00-C00 No arms	£302	£317	£334	£373	£423
VC01-C00 Fixed arms	£326	£340	£358	£396	£446

DIMENSIONS	
Overall width	670
Overall depth	605
Overall height	880
Seat width	470
Seat depth	450
Seat height	480
Back width	420
Back height	400

Combine options on mesh task seating
For seat slide change to **-050 (+£35)**, Chrome base replace with **-C00 (+£45)**.
eg. **VMH10-CS0** Chrome base & seat slide **+£80**

ALTINO

MADE-TO-ORDER SEATING FAMILIES

With its clean, modern styling, Altino is guaranteed to provide a contemporary feel to any office environment, due to the multi functions and ergonomic design of the chair. The sculptured moulded foam seat combines with the breathable slimline mesh back or fabric back options, to keep users cool and comfortable in any office or meeting environment.



PRODUCT SPECS

EN1335-1:2000, EN1335-2:2009, BS 5459-2:2000+A2:2008



Product
guarantee



Designed &
manufactured

FABRICS



Fabric bands
A, B, C, D, E

FEATURES

No-nonsense office chair designed to fully support in multiple positions

Breathable, black mesh back or fabric back options to suit all

Available with no arms, fixed arms, or height adjustable arms

Asynchro mechanism provides free floating back action, lockable seat and back

AC01-000
Cantilever meeting chair in black or chrome frame

AHD12-000
Mesh back draughtsman chair with chrome footring



AXERGOA
24 hour ergonomic chair with adjustable lumbar support



AH21-000
Operator chair with upholstered seat and breathable mesh back



ARM OPTIONS



Fixed



Adjustable



Folding

EXTRAS



Lumbar support
00L +£35



Seat slide
050 +£35



Chrome base
C00 +£45

SEATING FAMILIES

ALTINO

Ergo

24hr ergonomic chair



Lumbar support, seat slide and chrome base as standard

XL

High back operator chair



Asynchro back with back rake adjustment, independent seat tilt and anti shock back

High

High back asynchro operator chair



High

High back PCB operator chair



Permanent contact back lockable in any position

	Fabric bands				
CODE	A	B	C	D	E
FABRIC BACK					
AXERGOA PCB	£455	£470	£484	£514	£587
AXERGOB Asynchro	£484	£502	£514	£542	£616

	Fabric bands				
CODE	A	B	C	D	E
FABRIC BACK					
LH40-000 No arms	£250	£260	£270	£290	£310
LH43-000 Fixed arms	£275	£285	£295	£315	£335
LH44-000 Adjustable arms	£310	£320	£330	£350	£370
LH46-000 Folding arms	£330	£340	£350	£370	£390

	Fabric bands				
CODE	A	B	C	D	E
FABRIC BACK					
TH20-000 No arms	£230	£240	£250	£270	£290
TH21-000 Fixed arms	£250	£260	£270	£290	£310
TH22-000 Adjustable arms	£280	£290	£300	£320	£340

	Fabric bands				
CODE	A	B	C	D	E
FABRIC BACK					
TH10-000 No arms	£215	£225	£235	£255	£275
TH11-000 Fixed arms	£235	£245	£255	£275	£295
TH12-000 Adjustable arms	£265	£275	£285	£305	£325

DIMENSIONS

Overall width **680**
Overall depth **650**
Overall height **1060-1180**
Seat width **520**
Seat depth **500**
Seat height **540-670**
Back width **500**
Back height **590**

MECHANISMS

Gas lift adjustment
Back rake adjustment
Back height ratchet adjustment
Weight tension control
Lumbar support
Seat depth adjustment
Independent seat tilt adjustment (AXERGOA only)

DIMENSIONS

Overall width **680**
Overall depth **650**
Overall height **1020-1140**
Seat width **520**
Seat depth **500**
Seat height **440-560**
Back width **450**
Back height **550**

MECHANISMS

Gas lift adjustment
Back rake adjustment
Back height ratchet adjustment
Independent seat tilt adjustment

DIMENSIONS

Overall width **670**
Overall depth **600**
Overall height **990-1110**
Seat width **470**
Seat depth **450**
Seat height **440-560**
Back width **430**
Back height **500**

MECHANISMS

Gas lift adjustment
Back rake adjustment
Back height adjustment
Independent seat tilt adjustment

DIMENSIONS

Overall width **670**
Overall depth **600**
Overall height **990-1110**
Seat width **470**
Seat depth **450**
Seat height **440-560**
Back width **430**
Back height **400**

MECHANISMS

Gas lift adjustment
Back rake adjustment
Back height adjustment

Combine any options on fabric task seating

For Lumbar support change code to **-00L (+£35)**, for seat slide change to **-050 (+£35)**, Chrome base replace with **-C00 (+£45)**.

LH40-C0L Chrome base & Lumbar **+£80**

Draughtsman

Mesh back draughtsman chair



Chrome footring

Mesh

3 lever operator chair



Asynchro back with back rake adjustment and independent seat tilt

Mesh

2 lever operator chair



Permanent contact back lockable in any position

Visitor

Cantilever visitor chair



Frame in black or chrome

	Fabric bands				
CODE	A	B	C	D	E
MESH BACK					
AHD10-000 No arms	£300	£305	£310	£320	£340
AHD11-000 Fixed arms	£320	£325	£330	£340	£360
AHD12-000 Adjustable arms	£350	£355	£360	£370	£390

	Fabric bands				
CODE	A	B	C	D	E
MESH BACK					
AH20-000 No arms	£260	£265	£270	£280	£300
AH21-000 Fixed arms	£280	£285	£290	£300	£320
AH22-000 Adjustable arms	£310	£315	£320	£330	£350

	Fabric bands				
CODE	A	B	C	D	E
MESH BACK					
AH10-000 No arms	£240	£245	£250	£260	£270
AH11-000 Fixed arms	£260	£265	£270	£280	£300
AH12-000 Adjustable arms	£290	£295	£300	£310	£330

	Fabric bands				
CODE	A	B	C	D	E
BLACK BASE					
AC00-000 No arms	£280	£285	£290	£300	£320
AC01-000 Fixed arms	£300	£305	£310	£320	£340

	Fabric bands				
CODE	A	B	C	D	E
CHROME BASE					
AC00-C00 No arms	£325	£330	£335	£345	£365
AC01-C00 Fixed arms	£345	£350	£355	£365	£385

DIMENSIONS

Overall width **670**
Overall depth **600**
Overall height **1090-1340**
Seat width **470**
Seat depth **450**
Seat height **550-800**
Back width **460**
Back height **530**

MECHANISMS

Gas lift adjustment
Back rake adjustment
Back height adjustment
Chrome foot ring

DIMENSIONS

Overall width **670**
Overall depth **600**
Overall height **970-1090**
Seat width **470**
Seat depth **450**
Seat height **440-560**
Back width **430**
Back height **530**

MECHANISMS

Gas lift adjustment
Back rake adjustment
Back height adjustment
Independent seat tilt adjustment

DIMENSIONS

Overall width **670**
Overall depth **600**
Overall height **970-1090**
Seat width **470**
Seat depth **450**
Seat height **440-560**
Back width **430**
Back height **530**

MECHANISMS

Gas lift adjustment
Back rake adjustment
Back height adjustment

DIMENSIONS

Overall width **670**
Overall depth **605**
Overall height **880**
Seat width **470**
Seat depth **450**
Seat height **480**
Back width **430**
Back height **530**

Combine options on mesh task seating
For seat slide change to **-050 (+£35)**, Chrome base replace with **-C00 (+£45)**.
eg. **AH20-CS0** Chrome base & seat slide **+£80**

SOLUS

MADE-TO-ORDER SEATING FAMILIES

Solus is a multi-purpose seating collection with a subtle elegance that brings a touch of style to any space. The unique, robust designer back and elegant curves will compliment any work environment, and Solus's simplistic tilt mechanism provides exceptional customised support and a high level of comfort without the need for manual adjustment.



PRODUCT SPECS

EN1335-1:2000, EN1335-2:2009, BS 5459-2:2000+A2:2008



Product
guarantee



Manufactured
in the UK

FABRICS



Fabric bands
A, B, C, D, E

FEATURES

Designed exclusively by Martin Ballendat

Next generation office chairs with a natural tilt mechanism for increased comfort

Designer seats available in black and dove grey with padded arm rests

Made to order seat pads available in a multitude of fabric colour options




OPTIONS



Chrome base



Black base



Dove Grey shell



Black shell

Operator

Chair with castors



Black or chrome base

CODE	Fabric bands				
	A	B	C	D	E
BLACK BASE					
SLS305-K	£411	£422	£438	£465	£480
CHROME BASE					
SLS305-C	£465	£480	£491	£518	£534

DIMENSIONS

Overall width **630**
 Overall depth **590**
 Overall height **810-900**
 Seat width **465**
 Seat depth **460**
 Seat height **420-510**
 Back width **610**
 Back height **445**

MECHANISMS

Gas lift adjustment
 Tilt rocker

FEATURES

Fixed arms

Operator

Chair with glides



Black or chrome base

CODE	Fabric bands				
	A	B	C	D	E
BLACK BASE					
SLS300-K	£411	£422	£438	£465	£480
CHROME BASE					
SLS300-C	£465	£480	£491	£518	£534

DIMENSIONS

Overall width **630**
 Overall depth **590**
 Overall height **810-900**
 Seat width **465**
 Seat depth **460**
 Seat height **420-510**
 Back width **610**
 Back height **445**

MECHANISMS

Gas lift adjustment
 Tilt rocker

FEATURES

Fixed arms
 Easy slide glides

Draughtsman

Chair with glides



Chrome footring

CODE	Fabric bands				
	A	B	C	D	E
BLACK BASE					
SLS400-K	£480	£491	£506	£534	£546
CHROME BASE					
SLS400-C	£534	£546	£560	£587	£603

DIMENSIONS

Overall width **610**
 Overall depth **590**
 Overall height **1000-1090**
 Seat width **465**
 Seat depth **460**
 Seat height **600-750**
 Back width **610**
 Back height **445**

MECHANISMS

Gas lift adjustment
 Tilt rocker

FEATURES

Fixed arms
 Chrome footring
 Easy slide glides

Meeting

4 leg chair



Black or chrome legs

CODE	Fabric bands				
	A	B	C	D	E
BLACK BASE					
SLS200-K	£397	£411	£422	£453	£465
CHROME BASE					
SLS200-C	£422	£438	£453	£480	£491

DIMENSIONS
 Overall width **590**
 Overall depth **595**
 Overall height **900**
 Seat width **465**
 Seat depth **460**
 Seat height **510**
 Back width **610**
 Back height **445**

FEATURES
 Fixed arms

Visitor

Cantilever chair



Black or chrome cantilever frame

CODE	Fabric bands				
	A	B	C	D	E
BLACK BASE					
SLS100-K	£480	£491	£506	£534	£546
CHROME BASE					
SLS100-C	£534	£546	£560	£587	£603

DIMENSIONS
 Overall width **590**
 Overall depth **595**
 Overall height **900**
 Seat width **465**
 Seat depth **460**
 Seat height **510**
 Back width **610**
 Back height **445**

FEATURES
 Fixed arms

SUZI

MADE-TO-ORDER SEATING FAMILIES

Suzi is intentionally a simple chair, yet it still vibrantly enhances a space with effortless versatility. With a gently contoured seat and back that provides even support without creating pressure points or restricting movement, Suzi provides comfort all day long. The ability to offer mix of materials, colours, base options and arms make Suzi a lively offering with a fresh approach to standard seating so people feel at home in any space.



PRODUCT SPECS

EN1335-1:2000, EN1335-2:2009, BS 5459-2:2000+A2:2008



Product
guarantee



Designed &
manufactured

FABRICS



Fabric bands
A, B, C, D, E

FEATURES

Also ideal for the home office,
available with or without
chrome arms

Italian-style, modern,
comfortable multi-purpose
seating range

Gentle flexing backrest
that invites relaxing
movement when sitting

Fully upholstered shell with
5 base styles for different
work environments

SUZ100
4 star swivel base
without arms



SUZ200A
Wooden legs
with arms



SUZ300A
Sled base
with arms



SUZ400-WH
White pyramid
base without arms



SUZ500A-K
Black pyramid base
with castors & arms



OPTIONS



4 star



Wooden leg



Skid



Pyramid base



Pyramid base with castors



Without arms



With arms

4 Star

Upholstered chair with swivel base



	Fabric bands				
CODE	A	B	C	D	E
NO ARMS					
SUZ100	£492	£524	£554	£615	£677
FIXED ARMS					
SUZ100A	£554	£585	£615	£677	£738

DIMENSIONS

Overall width **480**, with arms **500**
 Overall depth **550**
 Overall height **850**
 Seat width **480**
 Seat depth **420**
 Seat height **490**
 Back width **450**
 Back height **410**

Wooden leg

Upholstered chair with light oak legs



	Fabric bands				
CODE	A	B	C	D	E
NO ARMS					
SUZ200	£524	£554	£585	£646	£708
FIXED ARMS					
SUZ200A	£615	£646	£677	£738	£800

DIMENSIONS

Overall width **480**, with arms **500**
 Overall depth **550**
 Overall height **840**
 Seat width **480**
 Seat depth **420**
 Seat height **480**
 Back width **450**
 Back height **410**

Skid

Upholstered chair with chrome frame



	Fabric bands				
CODE	A	B	C	D	E
NO ARMS					
SUZ300	£369	£401	£432	£492	£554
FIXED ARMS					
SUZ300A	£492	£524	£554	£615	£677

DIMENSIONS

Overall width **480**, with arms **500**
 Overall depth **550**
 Overall height **830**
 Seat width **480**
 Seat depth **420**
 Seat height **470**
 Back width **450**
 Back height **410**

SEATING FAMILIES

SUZI

Pyramid

Upholstered chair with black pyramid base

Pyramid

Upholstered chair with white pyramid base

Mobile

Upholstered chair with black pyramid base & castors

Mobile

Upholstered chair with white pyramid base & castors



	Fabric bands				
CODE	A	B	C	D	E
NO ARMS					
SUZ400-K	£369	£401	£432	£492	£554

	Fabric bands				
CODE	A	B	C	D	E
FIXED ARMS					
SUZ400A-K	£492	£524	£554	£615	£677

	Fabric bands				
CODE	A	B	C	D	E
NO ARMS					
SUZ400-WH	£369	£401	£432	£492	£554

	Fabric bands				
CODE	A	B	C	D	E
FIXED ARMS					
SUZ400A-WH	£492	£524	£554	£615	£677

	Fabric bands				
CODE	A	B	C	D	E
NO ARMS					
SUZ500-K	£399	£431	£462	£522	£584

	Fabric bands				
CODE	A	B	C	D	E
FIXED ARMS					
SUZ500A-K	£522	£554	£584	£645	£707

	Fabric bands				
CODE	A	B	C	D	E
NO ARMS					
SUZ500-WH	£399	£431	£462	£522	£584

	Fabric bands				
CODE	A	B	C	D	E
FIXED ARMS					
SUZ500A-WH	£522	£554	£584	£645	£707

DIMENSIONS

Overall width **480**, with arms **500**
 Overall depth **550**
 Overall height **830**
 Seat width **480**
 Seat depth **420**
 Seat height **470**
 Back width **450**
 Back height **410**

DIMENSIONS

Overall width **480**, with arms **500**
 Overall depth **550**
 Overall height **830**
 Seat width **480**
 Seat depth **420**
 Seat height **470**
 Back width **450**
 Back height **410**

DIMENSIONS

Overall width **480**, with arms **500**
 Overall depth **550**
 Overall height **830**
 Seat width **480**
 Seat depth **420**
 Seat height **470**
 Back width **450**
 Back height **410**

DIMENSIONS

Overall width **480**, with arms **500**
 Overall depth **550**
 Overall height **830**
 Seat width **480**
 Seat depth **420**
 Seat height **470**
 Back width **450**
 Back height **410**

TUBA FABRIC

MADE-TO-ORDER SEATING FAMILIES

Tuba is handsomely upholstered conference room chair that looks as luxurious as it feels. The fully upholstered seat is available with a full back, half back or a half mesh back, with 4 leg, swivel pyramid base or cantilever frame options, so Tuba will bring the perfect blend of comfort and style to any boardroom, meeting room, conference use or visitor seating.



PRODUCT SPECS

EN16139:2013



Product
guarantee



Manufactured
in the UK

FABRICS



Fabric bands
A, B, C, D, E

FEATURES

Conference and meeting room chairs with comfortable, stylish, inviting curves

Different frame options with cantilever, pyramid, mobile and 4 leg variants

Multitude of fabric options available to complement the frames

CMHR high resilience, flexible foam seats for enhanced comfort

TUB203C1-WH

Pyramid base available in white or black



TUB202C1-WH

Pyramid base available in white or black



TUB300C1-C

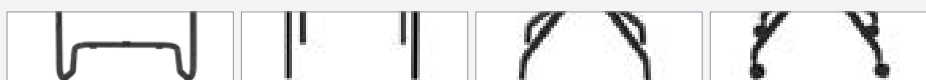
Cantilever meeting chair with full back, half back and mesh back options



TUB104C1-K

Made-to-order 4 leg meeting chair with arm rests in black or chrome

OPTIONS



Cantilever Black & Chrome


4 leg frame Black & Chrome

Pyramid base Black & White

Mobile base Black & White



Half upholstered back



Fully upholstered back



Half mesh back

SEATING FAMILIES

TUBA FABRIC HALF BACK

Cantilever frame

Fixed arms



4 leg frame

Fixed arms



Pyramid base

Fixed arms



Pyramid mobile

Fixed arms



CODE	Fabric bands				
	A	B	C	D	E
CHROME BASE					
TUB100C1-C	£240	£250	£260	£280	£300

CODE	Fabric bands				
	A	B	C	D	E
CHROME BASE					
TUB104C1-C	£240	£250	£260	£280	£300

CODE	Fabric bands				
	A	B	C	D	E
WHITE BASE					
TUB102C1-WH	£340	£350	£360	£380	£400

CODE	Fabric bands				
	A	B	C	D	E
WHITE BASE					
TUB103C1-WH	£370	£380	£390	£410	£430

BLACK BASE					
TUB100C1-K	£240	£250	£260	£280	£300

BLACK BASE					
TUB104C1-K	£240	£250	£260	£280	£300

BLACK BASE					
TUB102C1-K	£340	£350	£360	£380	£400

BLACK BASE					
TUB103C1-K	£370	£380	£390	£410	£430

DIMENSIONS

Overall width **550**
Overall depth **620**
Overall height **845**
Seat width **500**
Seat depth **460**
Seat height **440**
Back width **440**
Back height **330**

DIMENSIONS

Overall width **550**
Overall depth **620**
Overall height **845**
Seat width **500**
Seat depth **460**
Seat height **440**
Back width **440**
Back height **330**

DIMENSIONS

Overall width **550**
Overall depth **620**
Overall height **845**
Seat width **500**
Seat depth **460**
Seat height **440**
Back width **440**
Back height **330**

DIMENSIONS

Overall width **550**
Overall depth **620**
Overall height **845**
Seat width **500**
Seat depth **460**
Seat height **440**
Back width **440**
Back height **330**

FEATURES

Fixed arms with cushioned pads
Stackable (up to 6 high)

FEATURES

Fixed arms with cushioned pads
Stackable (up to 6 high)

FEATURES

Fixed arms with cushioned pads
Pyramid style base

FEATURES

Fixed arms with cushioned pads
Pyramid style mobile base

SEATING FAMILIES

TUBA FABRIC FULL BACK

Cantilever frame

Fixed arms



4 leg frame

Fixed arms



Pyramid base

Fixed arms



Pyramid mobile

Fixed arms



	Fabric bands				
CODE	A	B	C	D	E
CHROME BASE					
TUB200C1-C	£260	£270	£280	£300	£320

BLACK BASE					
TUB200C1-K	£260	£270	£280	£300	£320

DIMENSIONS
 Overall width **550**
 Overall depth **620**
 Overall height **930**
 Seat width **500**
 Seat depth **460**
 Seat height **440**
 Back width **440**
 Back height **550**

FEATURES
 Fixed arms with cushioned pads
 Stackable (up to 6 high)

	Fabric bands				
CODE	A	B	C	D	E
CHROME BASE					
TUB204C1-C	£250	£260	£270	£290	£310

BLACK BASE					
TUB204C1-K	£250	£260	£270	£290	£310

DIMENSIONS
 Overall width **550**
 Overall depth **620**
 Overall height **930**
 Seat width **500**
 Seat depth **460**
 Seat height **440**
 Back width **440**
 Back height **550**

FEATURES
 Fixed arms with cushioned pads
 Stackable (up to 6 high)

	Fabric bands				
CODE	A	B	C	D	E
WHITE BASE					
TUB202C1-WH	£360	£370	£380	£400	£420

BLACK BASE					
TUB202C1-K	£360	£370	£380	£400	£420

DIMENSIONS
 Overall width **550**
 Overall depth **620**
 Overall height **930**
 Seat width **500**
 Seat depth **460**
 Seat height **440**
 Back width **440**
 Back height **550**

FEATURES
 Fixed arms with cushioned pads
 Pyramid style base

	Fabric bands				
CODE	A	B	C	D	E
WHITE BASE					
TUB203C1-WH	£390	£400	£410	£430	£450

BLACK BASE					
TUB203C1-K	£390	£400	£410	£430	£450

DIMENSIONS
 Overall width **550**
 Overall depth **620**
 Overall height **930**
 Seat width **500**
 Seat depth **460**
 Seat height **440**
 Back width **440**
 Back height **550**

FEATURES
 Fixed arms with cushioned pads
 Pyramid style mobile base

TUBA MESH

MADE-TO-ORDER SEATING FAMILIES

The Tuba mesh back conference chair takes the comfort of the Tuba chair and adds a half mesh back which conforms to the unique curvature of your back. Available with the same four leg frame options, the mesh back allows better airflow, preventing body temperature rising over long periods of sitting, making it ideal for use in company meeting rooms, in addition to schools, universities and conferences.



PRODUCT SPECS

EN16139:2013



Product
guarantee



Manufactured
in the UK

FABRICS



Fabric bands
A, B, C, D, E

SEATING FAMILIES

TUBA MESH HALF BACK

Cantilever frame

Fixed arms



4 leg frame

Fixed arms



Pyramid base

Fixed arms



Pyramid mobile

Fixed arms



	Fabric bands				
CODE	A	B	C	D	E
CHROME BASE					
TUB300C1-C	£260	£270	£280	£300	£320

BLACK BASE					
TUB300C1-K	£260	£270	£280	£300	£320

DIMENSIONS
 Overall width **550**
 Overall depth **620**
 Overall height **845**
 Seat width **500**
 Seat depth **460**
 Seat height **440**
 Back width **440**
 Back height **330**

FEATURES
 Fixed arms with cushioned pads
 Stackable (up to 6 high)

	Fabric bands				
CODE	A	B	C	D	E
CHROME BASE					
TUB304C1-C	£260	£270	£280	£300	£320

BLACK BASE					
TUB304C1-K	£260	£270	£280	£300	£320

DIMENSIONS
 Overall width **550**
 Overall depth **620**
 Overall height **845**
 Seat width **500**
 Seat depth **460**
 Seat height **440**
 Back width **440**
 Back height **330**

FEATURES
 Fixed arms with cushioned pads
 Stackable (up to 6 high)

	Fabric bands				
CODE	A	B	C	D	E
WHITE BASE					
TUB302C1-WH	£350	£360	£370	£390	£410

BLACK BASE					
TUB302C1-K	£350	£360	£370	£390	£410

DIMENSIONS
 Overall width **550**
 Overall depth **620**
 Overall height **845**
 Seat width **500**
 Seat depth **460**
 Seat height **440**
 Back width **440**
 Back height **330**

FEATURES
 Fixed arms with cushioned pads
 Pyramid style base

	Fabric bands				
CODE	A	B	C	D	E
WHITE BASE					
TUB303C1-WH	£370	£380	£390	£410	£430

BLACK BASE					
TUB303C1-K	£370	£380	£390	£410	£430

DIMENSIONS
 Overall width **550**
 Overall depth **620**
 Overall height **845**
 Seat width **500**
 Seat depth **460**
 Seat height **440**
 Back width **440**
 Back height **330**

FEATURES
 Fixed arms with cushioned pads
 Pyramid style mobile base

SANTANA

MADE-TO-ORDER SEATING FAMILIES

Santana offers strong and durable seating options that are both stylish and practical. The angled lines of these meeting room chairs create an unpretentious, contemporary look that blends well with just about any office design. Santana is available in black and grey shells, with numerous upholstered seating and frame options so people can relax and sit in comfort.



PRODUCT SPECS

EN16139:2013



Product
guarantee



Manufactured
in the UK

FABRICS



Fabric bands
A, B, C, D, E

FEATURES

Strong, durable and lightweight plastic chair with 3 leg frame options

An upholstered seat option provides additional comfort for extended applications

Available with arms, without arms or with right hand writing tablet

Ideal for any multi seating environment, stackable when not in use

SPB-B2

Robust benches ideal for waiting rooms or receptions



SPB301

Plastic back with upholstered seat and fixed arms



SMB202

Mobile 4 leg chair with writing tablet and mesh back



SFU100

Fully upholstered stackable meeting chair with chrome frame



OPTIONS



Black




Chrome




Black




Grey



4 leg



Mobile



Cantilever

SEATING FAMILIES

SANTANA FULLY UPHOLSTERED

4 leg

Fully upholstered



4 leg mobile

Fully upholstered



Cantilever

Fully upholstered



CODE	Fabric bands				
	A	B	C	D	E
BLACK FOUR LEG STACKING CHAIR					
SFU100-K No arms	£243	£256	£280	£298	£312
SFU101-K Fixed arms	£281	£294	£318	£338	£350
SFU102-K Writing tablet	£321	£333	£359	£377	£388

CODE	Fabric bands				
	A	B	C	D	E
BLACK FOUR LEG MOBILE CHAIR					
SFU200-K No arms	£274	£298	£312	£324	£337
SFU201-K Fixed arms	£313	£338	£350	£363	£375
SFU202-K Writing tablet	£351	£364	£377	£408	£419

CODE	Fabric bands				
	A	B	C	D	E
BLACK CANTILEVER CHAIR					
SFU300-K No arms	£293	£312	£324	£337	£362
SFU301-K Fixed arms	£331	£350	£363	£385	£400
SFU302-K Writing tablet	£369	£388	£401	£414	£438

CODE	Fabric bands				
	A	B	C	D	E
CHROME FOUR LEG STACKING CHAIR					
SFU100-C No arms	£243	£256	£280	£298	£312
SFU101-C Fixed arms	£281	£294	£318	£338	£350
SFU102-C Writing tablet	£321	£333	£359	£377	£388

CODE	Fabric bands				
	A	B	C	D	E
CHROME FOUR LEG MOBILE CHAIR					
SFU200-C No arms	£274	£298	£312	£324	£337
SFU201-C Fixed arms	£313	£338	£350	£363	£375
SFU202-C Writing tablet	£351	£364	£377	£408	£419

CODE	Fabric bands				
	A	B	C	D	E
CHROME CANTILEVER CHAIR					
SFU300-C No arms	£293	£312	£324	£337	£362
SFU301-C Fixed arms	£331	£350	£363	£385	£400
SFU302-C Writing tablet	£369	£388	£401	£414	£438

DIMENSIONS

Overall width 500
Overall depth 530
Overall height 790
Seat width 460
Seat depth 430
Seat height 440
Back width 430
Back height 380

FEATURES

Stackable (up to 8 high)
(not writing tablet)

DIMENSIONS

Overall width 580
Overall depth 530
Overall height 790
Seat width 460
Seat depth 430
Seat height 440
Back width 430
Back height 380

FEATURES

Stackable (up to 8 high)
(not writing tablet)

DIMENSIONS

Overall width 600
Overall depth 730
Overall height 820
Seat width 460
Seat depth 430
Seat height 440
Back width 430
Back height 380

FEATURES

Stackable (up to 8 high)
(not writing tablet)

SEATING FAMILIES

SANTANA FABRIC SEAT & MESH BACK

4 leg

Fabric seat & mesh back



CODE	Fabric bands				
	A	B	C	D	E
BLACK FOUR LEG STACKING CHAIR					
SMB100-K No arms	£232	£243	£262	£274	£288
SMB101-K Fixed arms	£270	£281	£302	£313	£326
SMB102-K Writing tablet	£308	£321	£340	£351	£364

CODE	Fabric bands				
	A	B	C	D	E
CHROME FOUR LEG STACKING CHAIR					
SMB100-C No arms	£232	£243	£262	£274	£288
SMB101-C Fixed arms	£270	£281	£302	£313	£326
SMB102-C Writing tablet	£308	£321	£340	£351	£364

DIMENSIONS
Overall width 500
Overall depth 530
Overall height 790
Seat width 460
Seat depth 430
Seat height 440
Back width 430
Back height 380

FEATURES
Stackable (up to 8 high)
(not writing tablet)

4 leg mobile

Fabric seat & mesh back



CODE	Fabric bands				
	A	B	C	D	E
BLACK FOUR LEG MOBILE CHAIR					
SMB200-K No arms	£274	£288	£298	£330	£343
SMB201-K Fixed arms	£313	£326	£338	£368	£382
SMB202-K Writing tablet	£351	£364	£377	£408	£419

CODE	Fabric bands				
	A	B	C	D	E
CHROME FOUR LEG MOBILE CHAIR					
SMB200-C No arms	£274	£288	£298	£330	£343
SMB201-C Fixed arms	£313	£326	£338	£368	£382
SMB202-C Writing tablet	£351	£364	£377	£408	£419

DIMENSIONS
Overall width 580
Overall depth 530
Overall height 790
Seat width 460
Seat depth 430
Seat height 440
Back width 430
Back height 380

Cantilever

Fabric seat & mesh back



CODE	Fabric bands				
	A	B	C	D	E
BLACK CANTILEVER CHAIR					
SMB300-K No arms	£288	£298	£312	£330	£343
SMB301-K Fixed arms	£326	£338	£350	£368	£382
SMB302-K Writing tablet	£364	£377	£388	£408	£419

CODE	Fabric bands				
	A	B	C	D	E
CHROME CANTILEVER CHAIR					
SMB300-C No arms	£288	£298	£312	£330	£343
SMB301-C Fixed arm	£326	£338	£350	£368	£382
SMB302-C Writing tablet	£364	£377	£388	£408	£419

DIMENSIONS
Overall width 600
Overall depth 730
Overall height 820
Seat width 460
Seat depth 430
Seat height 440
Back width 430
Back height 380

FEATURES
Stackable (up to 8 high)
(not writing tablet)

4 leg

Fabric seat & perforated back



CODE	Fabric bands				
	A	B	C	D	E
BLACK FOUR LEG STACKING CHAIR					
SUP100-K No arms	£224	£237	£250	£274	£298
SUP101-K Fixed arms	£265	£276	£289	£313	£338
SUP102-K Writing tablet	£303	£314	£327	£351	£377

CODE	Fabric bands				
	A	B	C	D	E
CHROME FOUR LEG STACKING CHAIR					
SUP100-C No arms	£224	£237	£250	£274	£298
SUP101-C Fixed arms	£265	£276	£289	£313	£338
SUP102-C Writing tablet	£303	£314	£327	£351	£377

DIMENSIONS
Overall width 500
Overall depth 530
Overall height 790
Seat width 460
Seat depth 430
Seat height 440
Back width 430
Back height 380

FEATURES
Stackable (up to 6 high)
(not writing tablet)

4 leg mobile

Fabric seat & perforated back



CODE	Fabric bands				
	A	B	C	D	E
BLACK FOUR LEG MOBILE CHAIR					
SUP200-K No arms	£262	£274	£288	£312	£337
SUP201-K Fixed arms	£302	£313	£326	£350	£375
SUP202-K Writing tablet	£340	£351	£364	£388	£414

CODE	Fabric bands				
	A	B	C	D	E
CHROME FOUR LEG MOBILE CHAIR					
SUP200-C No arms	£262	£274	£288	£312	£337
SUP201-C Fixed arms	£302	£313	£326	£350	£375
SUP202-C Writing tablet	£340	£351	£364	£388	£414

DIMENSIONS
Overall width 580
Overall depth 530
Overall height 790
Seat width 460
Seat depth 430
Seat height 440
Back width 430
Back height 380

FEATURES
Stackable (up to 6 high)
(not writing tablet)

Cantilever

Fabric seat & perforated back



CODE	Fabric bands				
	A	B	C	D	E
BLACK CANTILEVER CHAIR					
SUP300-K No arms	£274	£288	£298	£324	£348
SUP301-K Fixed arms	£313	£326	£338	£363	£387
SUP302-K Writing tablet	£351	£364	£377	£401	£426

CODE	Fabric bands				
	A	B	C	D	E
CHROME CANTILEVER CHAIR					
SUP300-C No arms	£274	£288	£298	£324	£348
SUP301-C Fixed arms	£313	£326	£338	£363	£387
SUP302-C Writing tablet	£351	£364	£377	£401	£426

DIMENSIONS
Overall width 600
Overall depth 730
Overall height 820
Seat width 460
Seat depth 430
Seat height 440
Back width 430
Back height 380

FEATURES
Stackable (up to 6 high)
(not writing tablet)

4 leg

Plastic seat & perforated back



CODE	RRP
BLACK FOUR LEG STACKING CHAIR	
SPB100-K No arms	£180
SPB101-K Fixed arms	£218
SPB102-K Writing tablet	£258

CODE	RRP
CHROME FOUR LEG STACKING CHAIR	
SPB100-C No arms	£180
SPB101-C Fixed arms	£218
SPB102-C Writing tablet	£258

DIMENSIONS
 Overall width 500
 Overall depth 530
 Overall height 790
 Seat width 460
 Seat depth 430
 Seat height 440
 Back width 430
 Back height 380

FEATURES
 Stackable (up to 6 high)
 (not writing tablet)

4 leg mobile

Plastic seat & perforated back



CODE	RRP
BLACK FOUR LEG MOBILE CHAIR	
SPB200-K No arms	£218
SPB201-K Fixed arms	£258
SPB202-K Writing tablet	£297

CODE	RRP
CHROME FOUR LEG MOBILE CHAIR	
SPB200-C No arms	£218
SPB201-C Fixed arms	£258
SPB202-C Writing tablet	£297

DIMENSIONS
 Overall width 580
 Overall depth 530
 Overall height 790
 Seat width 460
 Seat depth 430
 Seat height 440
 Back width 430
 Back height 380

Cantilever

Plastic seat & perforated back



CODE	RRP
BLACK CANTILEVER CHAIR	
SPB300-K No arms	£233
SPB301-K Fixed arms	£272
SPB302-K Writing tablet	£313

CODE	RRP
CHROME CANTILEVER CHAIR	
SPB300-C No arms	£233
SPB301-C Fixed arms	£272
SPB302-C Writing tablet	£313

DIMENSIONS
 Overall width 600
 Overall depth 730
 Overall height 820
 Seat width 460
 Seat depth 430
 Seat height 440
 Back width 430
 Back height 380

FEATURES
 Stackable (up to 6 high)
 (not writing tablet)

SEATING FAMILIES

SANTANA PLASTIC SEAT & PERFORATED BACK

2 seater

Plastic seat & perforated back



CODE	RRP
BENCH WITH 2 SEATS	
SPB-B2	£497

2 seater with table

Plastic seat & perforated back



CODE	RRP
BENCH WITH 2 SEATS AND TABLE	
SPB-B3T	£719

3 seater

Plastic seat & perforated back



CODE	RRP
BENCH WITH 3 SEATS	
SPB-B3	£693

3 seater with table

Plastic seat & perforated back



CODE	RRP
BENCH WITH 3 SEATS AND TABLE	
SPB-B4T	£966

4 seater

Plastic seat & perforated back



CODE	RRP
BENCH WITH 4 SEATS	
SPB-B4	£949

DIMENSIONS

Overall width 2 wide 1000, 3 wide 1450, 4 wide 1900
Overall depth 600
Overall height 760
Seat width 460
Seat depth 430
Seat height 450
Back width 430
Back height 380



SOFT SEATING

SOFAS

Modern office environments call for stylish design in every aspect of their specification and our Social Spaces portfolio offers all the good looks and aesthetic choices to satisfy the latest trends and the most enduring designs. An extensive range of fabrics and finishes can add style, colour and interest to any office space by creating a relaxed and unique, fully co-ordinated look, perfect for social spaces, working hot spots or for use in a reception area where visitors can rest in comfort.



FABRIC OPTIONS



Available from stock
Encore², Oslo, Celestra, Groove



Made-to-Order
5-6 week lead time



TILLY

PAGE 382



ALBAN

PAGE 384



ENCORE²

PAGE 386



LYRIC

PAGE 390



OSLO

PAGE 392




CELESTRA

PAGE 394



MEAVY

PAGE 396



GROOVE

PAGE 398

TILLY

RECEPTION SOFT SEATING

Tilly is a seating family that can easily be crafted together to create formal or informal areas that support today's work-play-gather environments. Luxurious, elegant and classic, the smooth lines make Tilly more of an artwork than a piece of furniture. The comfortable seat and separate backrest are incorporated in high sides that can play the role of screens and meet the needs of private communication.



**SOCIAL
SPACES**

PRODUCT SPECS



Product
guarantee



Designed &
manufactured

	Overall width	Overall depth	Overall height	Seat width	Seat depth	Seat height	Back width	Back height
TY-LBS1	1100	700	900	730	570	425	720	450
TY-LBS2	1700	700	900	1380	570	425	1320	450
TY-HBS1	1100	700	1250	730	570	425	720	800
TY-HBS2	1700	700	1250	1380	570	425	1320	800

Black 4 leg frames with
purposely designed curved
back and arms

Provides space and
acoustical separation in
open areas

Combine with power and
furniture for expanded work
and meeting options

Work away from the
distractions of phones
and general office noise



CODE	Fabric bands				
	A	B	C	D	E
LOW BACK SINGLE SEATER					
TY-LBS1	N/A	£2100	£2200	£2300	£2500



CODE	Fabric bands				
	A	B	C	D	E
LOW BACK DOUBLE SEATER					
TY-LBS2	N/A	£2700	£2800	£2900	£3100



CODE	Fabric bands				
	A	B	C	D	E
HIGH BACK SINGLE SEATER					
TY-HBS1	N/A	£2600	£2700	£2800	£3000



CODE	Fabric bands				
	A	B	C	D	E
HIGH BACK DOUBLE SEATER					
TY-HBS2	N/A	£3300	£3400	£3500	£3700



Optional Accessories

POWER MODULE MOUNTED UNDER SEAT

PH-1-K PHASE BLACK £400

Mains lead to be ordered separately

MTD



5-6 week
lead time

ALBAN

RECEPTION SOFT SEATING

Add style, colour and interest to any office space with the Alban soft seating range, designed to provide the perfect solution to small and large breakout and reception areas. With so many seating designs and fabrics available, Alban will bring a touch of modernism to any office and keep both employees and customers content by offering them a relaxing zone they can appreciate away from their desks.



PRODUCT SPECS



Product
guarantee



Designed &
manufactured

	Overall width	Overall depth	Overall height	Seat width	Seat depth	Seat height	Back width	Back height
ALBAN01-LOW	985	800	730	530	560	430	530	300
ALBAN02-LOW	1700	800	730	1245	560	430	1245	300
ALBAN03-LOW	2050	800	730	1595	560	430	1595	300
ALBAN01-HIGH	985	800	1250	530	560	430	530	690
ALBAN02-HIGH	1700	800	1250	1245	560	430	1245	690
ALBAN03-HIGH	2050	800	1250	1595	560	430	1595	690
ALBAN01-C	985	800	1800	530	560	430	530	1320
ALBFT	620	500	430					

A comfortable place to sit for prolonged periods to break up the day

Available in 1, 2 and 3 seater combinations with two-tone fabric options

Create a space that can accommodate groups in privacy, comfort and style

Polished chrome legs with floor protectors to move without scratching the floor



CODE	Fabric bands				
	A	B	C	D	E
SINGLE SEATER LOW BACK SOFA					
ALBAN01-LOW	£1000	£1100	£1200	£1300	£1500



CODE	Fabric bands				
	A	B	C	D	E
TWO SEATER LOW BACK SOFA					
ALBAN02-LOW	£1300	£1400	£1500	£1700	£1900



CODE	Fabric bands				
	A	B	C	D	E
THREE SEATER LOW BACK SOFA					
ALBAN03-LOW	£1600	£1700	£1800	£2000	£2200



CODE	Fabric bands				
	A	B	C	D	E
SINGLE SEATER HIGH BACK SOFA					
ALBAN01-HIGH	£1600	£1700	£1800	£2000	£2200



CODE	Fabric bands				
	A	B	C	D	E
TWO SEATER HIGH BACK SOFA					
ALBAN02-HIGH	£1900	£2000	£2100	£2300	£2500



CODE	Fabric bands				
	A	B	C	D	E
THREE SEATER HIGH BACK SOFA					
ALBAN03-HIGH	£2300	£2400	£2500	£2700	£2900



CODE	Fabric bands				
	A	B	C	D	E
FOOT STOOL					
ALBFT	£860	£923	£983	£1045	£1106



Optional Accessories

POWER MODULE MOUNTED UNDER SEAT

PH-1-K PHASE BLACK £400

Mains lead to be ordered separately

MTO



5-6 week lead time

ENCORE²

RECEPTION SOFT SEATING

Encore² is a distinctively elegant soft seating solution that is high in quality and unique in design. The clean, modern lines of the seating, available in a choice of high and low backs, with built-in lumbar support and angular arms give Encore² a contemporary look that will suit many open plan offices, creating a work space which will inspire employees collaborations to a new level of function and sophistication.



PRODUCT SPECS



Product
guarantee



Designed &
manufactured

	Overall width	Overall depth	Overall height	Seat width	Seat depth	Seat height	Back width	Back height
ENC01L	790	730	920	600	490	450	590	500
ENC02L	1390	730	920	1200	490	450	1190	500
ENC03L	1990	730	920	1800	490	450	1790	500
ENC01H	790	730	1270	600	490	450	590	850
ENC02H	1390	730	1270	1200	490	450	1190	850
ENC03H	1990	730	1270	1800	490	450	1790	850
ENC-TAB01	600	600	310	-	-	-	-	-
ENC-TAB02	1000	600	310	-	-	-	-	-

Classic style with clean lines, great comfort and broad appeal

Choice of distinctive black steel or wooden sled frames

Deep-foamed seat construction with two-tone fabric options

Available with integrated power supply built in to the frame



Fabric bands

CODE	A	B	C	D	E
SINGLE SEATER LOW BACK SOFA - METAL FRAME					
ENC01L-MF	£1300	£1400	£1500	£1600	£1700
SINGLE SEATER LOW BACK SOFA - WOODEN FRAME					
ENC01L-WF	£1600	£1700	£1800	£1900	£2000



Fabric bands

CODE	A	B	C	D	E
TWO SEATER LOW BACK SOFA - METAL FRAME					
ENC02L-MF	£1600	£1700	£1800	£1900	£2000
TWO SEATER LOW BACK SOFA - WOODEN FRAME					
ENC02L-WF	£1900	£2000	£2100	£2200	£2300



Fabric bands

CODE	A	B	C	D	E
THREE SEATER LOW BACK SOFA - METAL FRAME					
ENC03L-MF	£1900	£2000	£2100	£2300	£2500
THREE SEATER LOW BACK SOFA - WOODEN FRAME					
ENC03L-WF	£2200	£2300	£2400	£2600	£2800



Fabric bands

CODE	A	B	C	D	E
SINGLE SEATER HIGH BACK SOFA - METAL FRAME					
ENC01H-MF	£1500	£1600	£1700	£1900	£2100
SINGLE SEATER HIGH BACK SOFA - WOODEN FRAME					
ENC01H-WF	£1800	£1900	£2000	£2200	£2400



Fabric bands

CODE	A	B	C	D	E
TWO SEATER HIGH BACK SOFA - METAL FRAME					
ENC02H-MF	£1800	£1900	£2000	£2200	£2400
TWO SEATER HIGH BACK SOFA - WOODEN FRAME					
ENC02H-WF	£2100	£2200	£2300	£2500	£2700



Fabric bands

CODE	A	B	C	D	E
THREE SEATER HIGH BACK SOFA - METAL FRAME					
ENC03H-MF	£2100	£2200	£2300	£2500	£2700
THREE SEATER HIGH BACK SOFA - WOODEN FRAME					
ENC03H-WF	£2400	£2500	£2600	£2800	£3000



CODE	MTO
SQUARE COFFEE TABLE - METAL FRAME	
ENC-TAB01-MF	£300
SQUARE COFFEE TABLE - WOODEN FRAME	
ENC-TAB01-WF	£650



CODE	MTO
RECTANGULAR COFFEE TABLE - METAL FRAME	
ENC-TAB02-MF	£350
RECTANGULAR COFFEE TABLE - WOODEN FRAME	
ENC-TAB02-WF	£700



Optional Accessories

POWER MODULE MOUNTED UNDER SEAT

PH-1-K PHASE BLACK £400

Mains lead to be ordered separately



5-6 week lead time

TOP FINISHES



Laminate
MTO

ENCORE²

STOCKED SOFT SEATING



CODE	RRP
ENC01L-MF-LG-RB	£1250

SINGLE SEATER LOW BACK WITH
BLACK METAL FRAME
LATE GREY SEAT/RANGE BLUE BACK



CODE	RRP
ENC02L-MF-LG-RB	£1600

TWO SEATER LOW BACK WITH
BLACK METAL FRAME
LATE GREY SEAT/RANGE BLUE BACK



CODE	RRP
ENC-TAB02-MF-WH	£200

RECTANGULAR TABLE WITH
BLACK METAL FRAME
WHITE TOP



CODE	RRP
ENC01H-MF-LG-RB	£1500

SINGLE SEATER HIGH BACK WITH
BLACK METAL FRAME
LATE GREY SEAT/RANGE BLUE BACK



CODE	RRP
ENC02H-MF-LG-RB	£1800

TWO SEATER HIGH BACK WITH
BLACK METAL FRAME
LATE GREY SEAT/RANGE BLUE BACK



CODE	RRP
ENC-TAB01-MF-WH	£175

SQUARE TABLE WITH
BLACK METAL FRAME
KENDAL OAK TOP

STOCKED



Late Grey / Range Blue
(-LG-RB)

TOP FINISHES



Kendal Oak
-KO



White
-WH

ENCORE²

STOCKED SOFT SEATING



CODE	RRP
ENC01L-MF-EG-LG	£1250

SINGLE SEATER LOW BACK WITH
BLACK METAL FRAME
ELAPSE GREY SEAT/LATE GREY BACK



CODE	RRP
ENC02L-MF-EG-LG	£1600

TWO SEATER LOW BACK WITH
BLACK METAL FRAME
ELAPSE GREY SEAT/LATE GREY BACK



CODE	RRP
ENC-TAB01-MF-WH	£175

SQUARE TABLE WITH
BLACK METAL FRAME
WHITE TOP



CODE	RRP
ENC01H-MF-EG-LG	£1500

SINGLE SEATER HIGH BACK WITH
BLACK METAL FRAME
ELAPSE GREY SEAT/LATE GREY BACK



CODE	RRP
ENC02H-MF-EG-LG	£1800

TWO SEATER HIGH BACK WITH
BLACK METAL FRAME
ELAPSE GREY SEAT/LATE GREY BACK



CODE	RRP
ENC-TAB02-MF-KO	£200

RECTANGULAR TABLE WITH
BLACK METAL FRAME
KENDAL OAK TOP

STOCKED



Elapse Grey / Late Grey
(-EG-LG)

MFC FINISHES



Kendal Oak
-KO



White
-WH

LYRIC

RECEPTION SOFT SEATING

Lyric is a modern and stylish upholstered sofa collection designed to provide employees with an area to unwind together and build good working relationships, or for visitors to rest in comfort. The clean lines and functionality make Lyric an ideal choice for breakout spaces and reception areas, where the extensive range of fabrics and finishes can create a relaxed and unique environment.



PRODUCT SPECS



Product
guarantee



Designed &
manufactured

	Overall width	Overall depth	Overall height	Seat width	Seat depth	Seat height	Back width	Back height
LYR50001	900	820	790	600	510	420	600	410
LYR50002	1450	820	790	1160	510	420	1160	410
LYR50003	2010	820	790	1720	510	420	1720	410

Available in 1, 2 and 3 seater combinations with two-tone fabric options

Choice of distinctive polished chrome or solid oak tapered legs

Classic style with clean lines, great comfort and broad appeal

Ideal in a reception or waiting area around a coffee table



CODE	Fabric bands				
	A	B	C	D	E
SINGLE SEATER SOFA - METAL LEGS					
LYR50001-ML	£1000	£1050	£1100	£1200	£1300
SINGLE SEATER SOFA - WOODEN FEET					
LYR50001-WF	£1150	£1200	£1250	£1350	£1450



CODE	Fabric bands				
	A	B	C	D	E
TWO SEATER SOFA - METAL LEGS					
LYR50002-ML	£1450	£1550	£1650	£1850	£2050
TWO SEATER SOFA - WOODEN FEET					
LYR50002-WF	£1600	£1700	£1800	£2000	£2200



CODE	Fabric bands				
	A	B	C	D	E
THREE SEATER SOFA - METAL LEGS					
LYR50003-ML	£1750	£1850	£1950	£2150	£2350
THREE SEATER SOFA - WOODEN FEET					
LYR50003-WF	£1900	£2000	£2100	£2300	£2500



Optional Accessories

POWER MODULE MOUNTED UNDER SEAT

PH-1-K PHASE BLACK £400

Mains lead to be ordered separately

MTO



5-6 week lead time

OSLO

RECEPTION SOFT SEATING

The Oslo fully upholstered sofa can easily adapt to all spaces due to its aesthetic simplicity, angular corners and generous proportions. Often situated in reception areas, Oslo is equally at home in informal meeting spaces, private offices and breakout spaces, offering employees and visitors alike a comfortable seating experience, without compromising on style.



**SOCIAL
SPACES**

PRODUCT SPECS



Product
guarantee



Designed &
manufactured

	Overall width	Overall depth	Overall height	Seat width	Seat depth	Seat height	Back width	Back height
OSL50001	800	710	850	555	525	455	555	395
OSL50002	1340	710	850	1105	525	455	1105	395
OSL50003	1880	710	850	1640	525	455	1640	395

Made to order fabric reception seating ideal for any modern interior

1, 2 and 3 seater sofas available in a multitude of fabric options

Ideal for where people can go for some time away from their desk

Features deep cushioned seats and backs with a square block design



CODE	Fabric bands				
	A	B	C	D	E
SINGLE SEATER SOFA					
OSL50001	£950	£1000	£1050	£1100	£1200



CODE	Fabric bands				
	A	B	C	D	E
TWO SEATER SOFA					
OSL50002	£1200	£1300	£1400	£1500	£1700



CODE	Fabric bands				
	A	B	C	D	E
THREE SEATER SOFA					
OSL50003	£1400	£1500	£1600	£1700	£1900



Optional Accessories

POWER MODULE MOUNTED ON SEAT FRONT

PX-1-K PIXEL BLACK **£330**

Mains lead to be ordered separately



OSLO

STOCKED SOFT SEATING



CODE	RRP
OSL50001-PG	£950

SINGLE SEATER SOFA
PRESENT GREY



CODE	RRP
OSL50002-PG	£1200

TWO SEATER SOFA
PRESENT GREY



Available from stock

STOCKED



Present Grey
-PG

MTO



5-6 week lead time

CELESTRA

RECEPTION SOFT SEATING

Celestra is a clean, attractive soft seating solution that can add to the welcoming atmosphere of any reception area, allowing visitors to feel at ease while they wait. The simple, classic design of the conveniently sized one and two seater tub chairs are fully upholstered and available in different colour and fabric options to match any existing office colour scheme.



PRODUCT SPECS



Product
guarantee



Designed &
manufactured

	Overall width	Overall depth	Overall height	Seat width	Seat depth	Seat height	Back width	Back height
CEL50001	700	650	850	470	500	470	450	410
CEL50002	1300	650	850	970	500	470	950	410

Multi-use compact design available in 1 and 2 seaters

Multitude of fabric and colour options available

Curved, contoured backs for enhanced comfort

Matching feet options to glide across the floor



CODE	Fabric bands				
	A	B	C	D	E
SINGLE SEATER SOFA					
CEL50001	£500	£550	£600	£650	£750



CODE	Fabric bands				
	A	B	C	D	E
TWO SEATER SOFA					
CEL50002	£800	£850	£900	£1000	£1100



CELESTRA

STOCKED SOFT SEATING



CODE	RRP
CEL50001-FG	£500
SINGLE SEATER SOFA FORECAST GREY	



CODE	RRP
CEL50001-MB	£500
SINGLE SEATER SOFA MATURITY BLUE	



CODE	RRP
CEL50002-FG	£800
TWO SEATER SOFA FORECAST GREY	



CODE	RRP
CEL50002-MB	£800
TWO SEATER SOFA MATURITY BLUE	

STOCKED



Available from stock



Forecast Grey
-FG



Maturity Blue
-MB

MTO



5-6 week lead time

MEAVY

RECEPTION SOFT SEATING

Meavy chairs combine the beauty of high quality upholstery and the strength of a solid beech wooden frame for a stylish yet durable seating option. Available with or without arms, the chair's simple, classic design allows it to complement any office environment and keep visitors comfortable and relaxed. Add a wooden frame table to complete the look, suitable for any waiting area.



PRODUCT SPECS



Product
guarantee



Designed &
manufactured

	Overall width	Overall depth	Overall height	Seat width	Seat depth	Seat height	Back width	Back height
MEA50001	520	720	850	470	510	470	470	470
MEA50002	1050	720	850	940	510	470	940	470
MEA50004	520	720	850	470	510	470	470	470

Elegant, flowing lines with a solid beech frame

No arm and with arm, 1 and 2 seater combinations

Ideal around a coffee table in a reception or waiting area

Sturdy Birch plywood internal back frame



	Fabric bands				
CODE	A	B	C	D	E
<u>SINGLE SEATER CHAIR</u>					
MEA50001	£420	£460	£500	£540	£590



	Fabric bands				
CODE	A	B	C	D	E
<u>SINGLE SEATER CHAIR WITH ARMS</u>					
MEA50004	£470	£500	£530	£570	£640



	Fabric bands				
CODE	A	B	C	D	E
<u>DOUBLE SEATER CHAIR WITH ARMS</u>					
MEA50002	£680	£700	£770	£850	£950



	Fabric bands				
CODE	A	B	C	D	E
<u>FIBRE FILLED SCATTER CUSHION 350 X 350MM</u>					
SCAT-CUSH-01	£87	£100	£112	£125	£137



	Fabric bands				
CODE	A	B	C	D	E
<u>FIBRE FILLED LUMBAR CUSHION 550 X 350MM</u>					
LUMB-CUSH-01	£100	£112	£125	£137	£149

MTO



5-6 week lead time

GROOVE

RECEPTION SOFT SEATING

Groove breakout seating provides a flexible and informal seating solution for a wide range of environments. Available in a multitude of shapes, sizes and finishes, and with endless permutations, Groove stools can be scattered individually or used as interlinking seating to add colour, fun and inspiration to breakout areas and offices.



PRODUCT SPECS



Product
guarantee



Designed &
manufactured

	Overall width	Overall depth	Overall height
GR01	410	410	430
GR02	410	410	430
GR03	910	410	430
BOP04	500	500	435

Use on their own
or mix with other
seating ranges

Easy to move and
re-configure to suit
different environments

Deep-foamed seats offering
enhanced comfort within
relaxation areas

Stylish accessory
for any breakout or
reception area




CODE	Fabric bands				
	A	B	C	D	E
BUBBLE					
GR01	£220	£240	£260	£280	£300



CODE	Fabric bands				
	A	B	C	D	E
SHADE					
BOP04	£300	£320	£340	£360	£380



CODE	Fabric bands				
	A	B	C	D	E
SQUARE					
GR02	£220	£240	£260	£280	£300



CODE	Fabric bands				
	A	B	C	D	E
BRICK					
GR03	£325	£345	£365	£385	£405



GROOVE

STOCKED SOFT SEATING

CODE	RRP
GR01-FG-PG	£220
FORECAST GREY BASE AND PRESENT GREY TOP	



Available
from stock

STOCKED



Forecast Grey/Present Grey
-FG-PG

MTO



5-6 week
lead time

SOFT SEATING

LOUNGE CHAIRS

Modern office environments call for stylish design in every aspect of their specification and our Social Spaces portfolio offers all the good looks and aesthetic choices to satisfy the latest trends and the most enduring designs. An extensive range of fabrics and finishes can add style, colour and interest to any office space by creating a relaxed and unique, fully co-ordinated look, perfect for social spaces, working hot spots or for use in a reception area where visitors can rest in comfort.



FABRIC OPTIONS



Available from stock
Juna, Jude, Otis, Alpha,
Liana & Corby



Made-to-Order
5-6 week
lead time



FIGARO

PAGE 402



JUNA

PAGE 404



SHOUT

PAGE 406



JUDE

PAGE 408



JOSS

PAGE 410



OTIS

PAGE 412



ALPHA

PAGE 414



CORBY

PAGE 415



LIANA

PAGE 416

FIGARO

RECEPTION SOFT SEATING

Designed with comfort in mind, Figaro lounge seating's sculpted seat and back cushions make it both eye-catching and timeless. Figaro seamlessly crosses the line between retro style and contemporary design. The high back chair, with provocative lines and curves, is ideal for when people need time to unwind and recharge, and the medium back is ideal for a relaxed or casual collaboration.



PRODUCT SPECS



Product
guarantee



Designed &
manufactured

	Overall width	Overall depth	Overall height	Seat width	Seat depth	Seat height	Back width	Back height
FIG-01	700	760	1110	560	540	440	590	780
FIG-02	700	760	1110	560	540	440	590	780
FIG-06	700	760	1110	560	540	440	590	780
FIGM-01	700	760	750	560	540	440	590	450
FIGM-02	700	760	750	560	540	440	590	450
FIGM-06	700	760	750	560	540	440	590	450
FIGLS-06	500	500	430					
FIGT-06	600	600	430					

Eye-catching, timeless high back design with the choice of frame styles

Head rest, neck support and integral lumbar add to its functionality and grandeur

Modern office or lounge seat with broad appeal and strong character

Ideal to spin around for personal privacy when making phone calls



CODE	Fabric bands				
	A	B	C	D	E
HIGH BACK CHAIR WITH WOODEN BASE					
FIG-01	£1200	£1300	£1400	£1500	£1600



CODE	Fabric bands				
	A	B	C	D	E
HIGH BACK CHAIR WITH 4 STAR BASE					
FIG-02	£1200	£1300	£1400	£1500	£1600



CODE	Fabric bands				
	A	B	C	D	E
HIGH BACK CHAIR WITH SPIRAL BASE					
FIG-06	£1200	£1300	£1400	£1500	£1600



CODE	Fabric bands				
	A	B	C	D	E
MEDIUM BACK CHAIR WITH WOODEN BASE					
FIGM-01	£1000	£1100	£1200	£1300	£1400



CODE	Fabric bands				
	A	B	C	D	E
MEDIUM BACK CHAIR WITH 4 STAR BASE					
FIGM-02	£1000	£1100	£1200	£1300	£1400



CODE	Fabric bands				
	A	B	C	D	E
MEDIUM BACK CHAIR WITH SPIRAL BASE					
FIGM-06	£1000	£1100	£1200	£1300	£1400



CODE	Fabric bands				
	A	B	C	D	E
FOOTSTOOL WITH SPIRAL BASE					
FIGLS-06	£625	£650	£675	£700	£750



CODE	RRP	MTO
TABLE WITH SPIRAL BASE		
FIGT-06	£330	£450

MTO



6 week lead time

MFC FINISHES



White (WH)



Kendal Oak (KO)

TOP FINISHES



Laminate MTO

JUNA

RECEPTION SOFT SEATING

Beautifully crafted and elegant in design, Juna offers an informal refuge for employees and visitors alike. The Juna chairs offer an exceptional level of comfort and are smartly sized to make a big impression, even in small spaces. This comfortable lounge chair can help soothe your stresses and fatigues caused by work with its warm embrace and entertain your guests with its ergonomic design.



PRODUCT SPECS



Product
guarantee



Designed &
manufactured

	Overall width	Overall depth	Overall height	Seat width	Seat depth	Seat height	Back width	Back height
JUN01	700	770	1000	510	490	460	570	600
JUN02	620	570	870	470	440	460	570	450

Traditionally styled, smart, angular soft seating design with smooth curves

Wooden legs & polished aluminium rotating base options

Ergonomically-designed lines with comfortable back & arm support

Ideal around a coffee table in a reception or waiting area for visitors



CODE	Fabric bands				
	A	B	C	D	E
HIGH BACK CHAIR WITH 4 STAR BASE					
JUN01-AR	£725	£775	£825	£875	£925



CODE	Fabric bands				
	A	B	C	D	E
HIGH BACK CHAIR WITH WOODEN LEGS					
JUN01-WF	£775	£825	£875	£925	£975



CODE	Fabric bands				
	A	B	C	D	E
LOW BACK CHAIR WITH 4 STAR BASE					
JUN02-AR	£600	£650	£700	£750	£800



CODE	Fabric bands				
	A	B	C	D	E
LOW BACK CHAIR WITH WOODEN LEGS					
JUN02-WF	£650	£700	£750	£800	£850



JUNA

STOCKED SOFT SEATING

CODE	RRP
JUN02-WF-LG	£650
LOW BACK CHAIR WITH WOODEN LEGS LATE GREY	



Available from stock



Late Grey -LG



6 week lead time

SHOUT

RECEPTION SOFT SEATING

The graceful curves and refined shape of the Shout chairs offer a welcoming place to work casually and comfortably. The chic frame design provides a contoured platform that supports sophistication, with a welcoming seat and two expressive back styles that both combine the pleasure of a warm embrace with a versatility ideal for receptions, breakout spaces, common areas, and meeting rooms.



PRODUCT SPECS



Product
guarantee



Designed &
manufactured

	Overall width	Overall depth	Overall height	Seat width	Seat depth	Seat height	Back width	Back height
BSH01	570	630	870	570	470	480	570	470
BSH02	570	630	870	570	470	480	570	470
BSH01-O	570	630	870	570	470	480	570	470
BSH02-O	570	630	870	570	470	480	570	470

Can be placed in reception areas, open spaces, private nooks, and more

Contemporary curved back design with the choice of chrome frames

Two base styles with choice of fabric or solid wooden backs

Ideal around the matching coffee table in a reception or waiting area



CODE	Fabric bands				
	A	B	C	D	E
LOUNGE CHAIR WITH 4 STAR BASE					
BSH01	£650	£700	£750	£800	£850



CODE	RRP
CIRCULAR TABLE	
OTIS01-CT	£300



CODE	Fabric bands				
	A	B	C	D	E
LOUNGE CHAIR WITH SLED BASE					
BSH02	£550	£600	£650	£700	£750



CODE	Fabric bands				
	A	B	C	D	E
LOUNGE CHAIR WITH 4 STAR BASE & OAK BACK					
BSH01-O	£850	£900	£950	£1000	£1050



CODE	Fabric bands				
	A	B	C	D	E
LOUNGE CHAIR WITH SLED BASE & OAK BACK					
BSH02-O	£750	£800	£850	£900	£950

MTO



6 week lead time

MFC FINISHES



White (WH)



Kendal Oak (KO)

TOP FINISHES



Laminate
MTO

JUDE

RECEPTION SOFT SEATING

Jude lounge seating's practical details make it both eye-catching and timeless. With its base options and clean styling, Jude can seamlessly cross the line between classic and contemporary, with an opulent, curved design and arms that wrap the occupant in one continuous embrace. A classic form that combines exquisite design in a fashion format, Jude is the perfect signature piece to reside in public spaces.



PRODUCT SPECS



Product
guarantee



Designed &
manufactured

	Overall width	Overall depth	Overall height	Seat width	Seat depth	Seat height	Back width	Back height
JUD03	600	590	760	510	490	420	460	320
JUD05	600	590	760	510	490	420	460	320
JUD06	600	590	780	510	490	440	460	320
JUD07	600	590	780	510	490	440	460	320

Contemporary design with luxurious deep-foamed seat for added comfort

Purposefully designed sculptured back and arms section

Ideal for receptions, waiting rooms and breakout areas around a table

Choice of distinctive polished chrome or wooden frame styles



CODE	Fabric bands				
	A	B	C	D	E
LOUNGE CHAIR WITH PYRAMID OAK LEGS					
JUD03	£800	£850	£900	£950	£1000



CODE	Fabric bands				
	A	B	C	D	E
LOUNGE CHAIR WITH CHROME 4 STAR BASE					
JUD05	£800	£850	£900	£950	£1000



CODE	Fabric bands				
	A	B	C	D	E
LOUNGE CHAIR WITH CHROME SLEIGH FRAME					
JUD06	£650	£700	£750	£800	£850



CODE	Fabric bands				
	A	B	C	D	E
LOUNGE CHAIR WITH WHITE PYRAMID BASE & CASTORS					
JUD07-WH	£650	£700	£750	£800	£850



CODE	Fabric bands				
	A	B	C	D	E
LOUNGE CHAIR WITH BLACK PYRAMID BASE & CASTORS					
JUD07-K	£650	£700	£750	£800	£850



JUDE STOCKED SOFT SEATING



CODE	RRP
JUD03-FG-RB	£800
FORECAST GREY BACK & RANGE BLUE SEAT	



CODE	RRP
JUD03-FG-ER	£800
FORECAST GREY BACK & EXTENT RED SEAT	

STOCKED



Available from stock



Forecast Grey / Range Blue (-FG-RB)



Forecast Grey / Extent Red (-FG-ER)

MTO



6 week lead time

JOSS

RECEPTION SOFT SEATING

An exciting fusion of stylish design, sculpted contours and considered proportions, Joss is a lounge chair collection that is incredibly versatile and suitable for a wide range of lounge environments and informal meeting spaces. Available in a choice of distinct bases, including beech four-legged frames for a classic feel or chrome 4 star and sled bases for a contemporary look, the Joss range embodies luxury and elegance.



PRODUCT SPECS



Product
guarantee



Designed &
manufactured

	Overall width	Overall depth	Overall height	Seat width	Seat depth	Seat height	Back width	Back height
JOS03	630	620	810	470	470	450	500	400
JOS04	630	620	810	470	470	450	500	400
JOS05	630	620	810	470	470	450	500	400
JOS06	630	620	830	470	470	470	500	400
JOS07	630	620	830	470	470	470	500	400

Contemporary, inviting design with the choice of 4 frame styles

Purposefully designed with deep-foamed seat and sculpted back and arms

Offers a relaxing and comfortable seating solution for employees and visitors

Will make any work area look contemporary, vibrant and chic



CODE	Fabric bands				
	A	B	C	D	E
LOUNGE CHAIR WITH PYRAMID OAK LEGS					
JOS03	£800	£850	£900	£950	£1000



CODE	Fabric bands				
	A	B	C	D	E
LOUNGE CHAIR WITH CONICAL OAK LEGS					
JOS04	£675	£725	£775	£825	£875



CODE	Fabric bands				
	A	B	C	D	E
LOUNGE CHAIR WITH CHROME 4 STAR BASE					
JOS05	£750	£800	£850	£900	£950



CODE	Fabric bands				
	A	B	C	D	E
LOUNGE CHAIR WITH CHROME SLEIGH FRAME					
JOS06	£650	£700	£750	£800	£850



CODE	Fabric bands				
	A	B	C	D	E
LOUNGE CHAIR WITH PYRAMID BASE & CASTORS					
JOS07-K	£650	£700	£750	£800	£850



CODE	Fabric bands				
	A	B	C	D	E
LOUNGE CHAIR WITH PYRAMID BASE & CASTORS					
JOS07-WH	£650	£700	£750	£800	£850

MTD



6 week lead time

OTIS

RECEPTION SOFT SEATING

With sophisticated design styling, Otis features voluminous curves for a soft and stylish profile. The upholstered tub style chair has angled sides which offer a relaxing and comfortable seating solution and the distinctive, diagonal four-legged chrome frame complements the matching coffee table to perfection.



PRODUCT SPECS



Product
guarantee



Designed &
manufactured

	Overall width	Overall depth	Overall height	Seat width	Seat depth	Seat height	Back width	Back height
OTIS01	610	720	800	470	450	450	560	400
OTIS01-CT	600	600	420					

Elegant, flowing lines
with a durable laminated
interior frame

Polished chrome finish
four-leg design with
floor protectors

Comprehensive choice
of fabrics with two-
tone options

Ideal around a coffee
table in a reception or
waiting area for visitors



CODE	Fabric bands				
	A	B	C	D	E
LOUNGE CHAIR WITH 4 STAR BASE					
OTIS01	£808	£842	£880	£953	£1027

CODE	RRP
OTIS01-CT	£350
CIRCULAR TABLE	



OTIS

STOCKED SOFT SEATING



CODE	RRP
OTIS01-LY	£808
LIFETIME YELLOW	



CODE	RRP
OTIS01-CT-WH	£300
WHITE CIRCULAR TABLE	



CODE	RRP
OTIS01-RB	£808
RANGE BLUE	



CODE	RRP
OTIS01-CT-KO	£300
KENDAL OAK CIRCULAR TABLE	



Available
from stock



Range Blue
(RB)



Lifetime Yellow
(LY)



6 week
lead time



White
(WH)



Kendal Oak
(KO)



Laminate
MTO

SOFT SEATING

ALPHA

2
WARRANTY
Years



A lounge chair is as much about visual comfort as it is flexibility. Alpha brings a sense of comfort and cosiness perfect for all kinds of spaces. Featuring a elegant shape with arms and headrest, Alpha forgoes the complexities of different design elements and embraces a simple and neat outlook that perfectly fits into today's trendy styles, radiating a feeling of grace and pleasure.

Eye-catching, timeless high back design in a velvet fabric

Head rest, neck support and integral lumbar add to its functionality

Modern office or lounge seat with broad appeal and strong character

Ideal around a coffee table in a reception or waiting area for visitors



CODE	RRP	CODE	RRP
ALP01-DB	£650	ALP01-MU	£650
DARK BLUE		MUSTARD	

	Overall width	Overall depth	Overall height	Seat width	Seat depth	Seat height	Back width	Back height
ALP01	750	780	930	530	510	420	550	590

STOCKED



Available from stock



Dark Blue (DB)




Mustard (MU)



SOFT SEATING

CORBY



With Corby soft seating it's easy to touch down, discuss and have a meeting of the minds. Comfortable and lightweight, the fully-upholstered elements in blue and grey variants arrange easily to suit the moment. Corby's relaxed and versatile elements suit a range of needs, from lounge spaces to open offices. Competitively priced, Corby is an easy way to come together.

Clean lines and minimalist design suit any setting

Sturdy but lightweight for easy rearranging

Ideal around a coffee table in a reception or waiting area

Velvet-style fabric finish for style and elegance

CODE	RRP
COR01-LB	£650
LIGHT BLUE	

CODE	RRP
COR01-DG	£650
DARK GREY	

	Overall width	Overall depth	Overall height	Seat width	Seat depth	Seat height	Back width	Back height
COR01	670	700	710	520	520	410	490	400

STOCKED



Available from stock



Light Blue (LB)



Dark Grey (DG)

SOFT SEATING

LIANA

2
WARRANTY
Years



The Liana lounge chair inspires people to come together with new ideas, new priorities and new ways of thinking. Soft seating is not just for the reception area anymore, and fashion finds the workplace in this contemporary single seater chair for meeting areas, breakout spaces, presentation facilities, low-task office applications, lounge and reception areas.

Comfortable and supportive with a sturdy black metal frame

Cushions with arm rests designed to fit the curve of the body

Ideal around a coffee table in a reception or waiting area

Velvet-style fabric finish for style and elegance



CODE	RRP	CODE	RRP
LIA01-MB	£450	LIA01-LG	£450
MID BLUE		LIGHT GREY	

	Overall width	Overall depth	Overall height	Seat width	Seat depth	Seat height	Back width	Back height
LIA01	780	670	750	510	500	430	470	420

STOCKED



Available from stock



Mid-blue (MB)



Light Grey (LG)

STOCKED

SOFT SEATING OVERVIEW



ALPHA



ALTO



CORBY



CELESTRA



ENCORE² LOW



ENCORE² HIGH



ENCORE² MODULAR



ENCORE² OPEN



GROOVE



JUDE



JUNA



LIANA



NERA SINGLE



NERA DOUBLE



OSLO



OTIS


SOFT SEATING

LEATHER SOFAS


Modern office environments call for stylish design in every aspect of their specification and our Social Spaces portfolio offers all the good looks and aesthetic choices to satisfy the latest trends and the most enduring designs. An extensive range of fabrics and finishes can add style, colour and interest to any office space by creating a relaxed and unique, fully co-ordinated look, perfect for social spaces, working hot spots or for use in a reception area where visitors can rest in comfort.




FABRIC OPTIONS



Black Faux
Leather




Black Leather
Faced



Brown
Leather

(Selected products)



BENOTTO

PAGE 420



HELSINKI

PAGE 421



LONDON

PAGE 422



DECCO

PAGE 423

SOFT SEATING

BENOTTO

1
WARRANTY
Year



Benotto has a wrap-around seating design that provides the comfort employees and visitors desire, and you can also rest assured knowing that you can rely on its style and durability. The square stainless steel frame and cylindrical legs add a touch of modernism to these comfortable, stylish faux leather chairs, and will make a statement in any reception area or lobby

Available in 1, 2 and 3 seater combinations

Curved, padded wrap around sides and back rest

Square underframe with cylindrical leg design

Durable leather effect upholstery with deep cushioned seats



CODE	DESCRIPTION	RRP
BEN50001	Single chair	£750
BEN50002	Two seater	£1000
BEN50003	Three seater	£1500

	Overall width	Overall depth	Overall height	Seat width	Seat depth	Seat height	Back width	Back height
BEN50001	770	680	740	520	545	450	520	330
BEN50002	1150	680	740	890	545	450	890	330
BEN50003	1650	680	740	1400	545	450	1400	330

STOCKED



Available from stock




Black Faux Leather



SOFT SEATING

HELSINKI



The large, comfortable and luxurious Helsinki reception chairs will make lovely additions to any office or reception area. Available in black leather, the deep padded seats and backs offer unmatched comfort and support for both employees and visitors sitting for extended periods of time, whilst at the same time adding a look of modern sophistication.

Black leather faced reception seating ideal for any modern interior

Square reception sofas available in 1, 2 and 3 seater combinations

Silver steel base and legs for strength and stability

Features deep cushioned seats and backs with a square block design, creating a stylish effect

CODE	DESCRIPTION	RRP
HEL50001	Single chair	£800
HEL50002	Two seater	£1300
HEL50004	Three seater	£1700

	Overall width	Overall depth	Overall height	Seat width	Seat depth	Seat height	Back width	Back height
HEL50001	770	710	850	555	525	455	555	395
HEL50002	1340	710	850	1105	525	455	1105	395
HEL50004	1880	710	850	1640	525	455	1640	395

STOCKED



Available from stock



Black Leather Faced

SOFT SEATING

LONDON

1
WARRANTY
Year



London is an attractive, faux leather seating solution where versatility and comfort are a top priority. Not only do the conveniently sized tub chairs allow for many placement options within a reception area, but the sturdy construction ensures that these attractive chairs will grace any office reception area or breakout space for years to come.

Single seater tub chair, perfect for receptions or waiting rooms

Outstanding example of good taste and a classic, timeless design

Durable black faux leather with generous deep cushioned seat

Stylish high back tub style chair provided with glides for easy movement



CODE	DESCRIPTION	RRP
LON50001	Single chair	£550

	Overall width	Overall depth	Overall height	Seat width	Seat depth	Seat height	Back width	Back height
LON50001	670	670	770	430	490	430	460	340

STOCKED



Available from stock



Black Faux Leather



SOFT SEATING

DECCO



Decco reception chairs are ideal for providing a place to sit and wait for visitors before an appointment, offering clean, comfortable seating. The best luxury comes not only from quality brown leather material but also from an ergonomic, ribbed design that supports the back, looks good and makes visitors feel welcome, making it extremely appropriate as reception area or office seating.

Multi-use compact design with black frame and foot protectors

Ribbed design for increased seating comfort

Understated style suitable for a wide range of interiors

Ideal around a coffee table in a reception or waiting area



CODE	DESCRIPTION	RRP
DEC01-BR	Single chair	£340

	Overall width	Overall depth	Overall height	Seat width	Seat depth	Seat height	Back width	Back height
DEC01-BR	640	660	790	620	500	420	620	400

STOCKED



Available from stock



Brown Leather

SOFT SEATING

MODULAR SOFT SEATING

Multi-functional, modular seating offers a completely flexible solution for any breakout area by creating a bespoke piece of furniture that can easily be re-sized to suit any office space. The simple, smart components of modular seating ranges can be used individually or arranged in a variety of dynamic configurations, making them ideal for employees and small groups to relax or meet informally.




FABRIC OPTIONS



Available from stock
Encore² low, Lyric, Nera & Alto



Made-to-Order
5-6 week lead time



ENCORE² LOW PAGE 426



ENCORE² HIGH PAGE 428



LYRIC PAGE 430



NERA PAGE 432



ALTO PAGE 436



YEALM PAGE 440

ENCORE² MODULAR

MODULAR SOFT SEATING

The Encore² Modular is as reconfigurable as it is versatile and can be grouped together to create large landscape configurations which are ideal for meetings and reception areas, or be used as stand-alone pieces. The quality construction and high traffic design deliver an endless array of configurations and the high back units offer comfort and privacy where people can work, team up or gather.



PRODUCT SPECS



Product
guarantee



Designed &
manufactured

	Overall width	Overall depth	Overall height	Seat width	Seat depth	Seat height	Back width	Back height
ENC-MOD01L	600	730	790	600	490	450	590	500
ENC-MOD01L-CC	780	730	790	650	490	450	650	500
ENC-MOD02L-CV	920	730	790	1000	490	450	650	500
ENC-MOD02L	1200	730	790	1200	490	450	1190	500
ENC-MOD02L-LA	1295	730	790	1200	490	450	1190	500
ENC-MOD02L-RA	1295	730	790	1200	490	450	1190	500
ENC-MOD01L-PM	200	730	790					
ENC-TAB01	600	600	310					
ENC-TAB02	1000	600	310					

Offering a completely flexible solution for any breakout area

Components can be arranged in a variety of dynamic configurations

Ideal for employees and small groups to relax or meet informally

Easy to re-configure to suit all work spaces with two-tone fabric options



CODE	Fabric bands				
	A	B	C	D	E
LOW BACK SOFA WITH BLACK SLED FRAME					
ENC-MOD01L-MF	£770	£825	£880	£935	£990
LOW BACK SOFA WITH WOODEN SLED FRAME					
ENC-MOD01L-WF	£1100	£1155	£1210	£1265	£1320

CODE	Fabric bands				
	A	B	C	D	E
CONCAVE LOW BACK SOFA WITH BLACK SLED FRAME					
ENC-MOD01L-CC-MF	£990	£1045	£1100	£1155	£1210
CONCAVE LOW BACK SOFA WITH WOODEN SLED FRAME					
ENC-MOD01L-CC-WF	£1320	£1375	£1430	£1485	£1540

CODE	Fabric bands				
	A	B	C	D	E
CONVEX LOW BACK SOFA WITH BLACK SLED FRAME					
ENC-MOD02L-CV-MF	£990	£1045	£1100	£1155	£1210
CONVEX LOW BACK SOFA WITH WOODEN SLED FRAME					
ENC-MOD02L-CV-WF	£1320	£1375	£1430	£1485	£1540



CODE	Fabric bands				
	A	B	C	D	E
LOW BACK SOFA WITH NO ARMS & BLACK SLED FRAME					
ENC-MOD02L-MF	£1100	£1210	£1320	£1430	£1540
LOW BACK SOFA WITH NO ARMS & WOODEN SLED FRAME					
ENC-MOD02L-WF	£1430	£1540	£1650	£1760	£1870

CODE	Fabric bands				
	A	B	C	D	E
LOW BACK SOFA WITH LEFT ARM & BLACK SLED FRAME					
ENC-MOD02L-LA-MF	£1320	£1430	£1540	£1650	£1760
LOW BACK SOFA WITH LEFT ARM & WOODEN SLED FRAME					
ENC-MOD02L-LA-WF	£1650	£1760	£1870	£1980	£2090

CODE	Fabric bands				
	A	B	C	D	E
LOW BACK SOFA WITH RIGHT ARM & BLACK SLED FRAME					
ENC-MOD02L-RA-MF	£1320	£1430	£1540	£1650	£1760
LOW BACK SOFA WITH RIGHT ARM & WOODEN SLED FRAME					
ENC-MOD02L-RA-WF	£1650	£1760	£1870	£1980	£2090



CODE	Fabric bands				
	A	B	C	D	E
POWER MODULE DIVIDER WITH BLACK SLED FRAME					
ENC-MOD01L-PM-MF	£1100	£1155	£1210	£1320	£1430
POWER MODULE DIVIDER WITH WOODEN SLED FRAME					
ENC-MOD01L-PM-WF	£1430	£1485	£1540	£1650	£1760

CODE	MTO
COFFEE TABLE WITH BLACK SLED FRAME	
ENC-TAB01-MF	£300
COFFEE TABLE WITH WOODEN SLED FRAME	
ENC-TAB01-WF	£650

CODE	MTO
LARGE COFFEE TABLE WITH BLACK SLED FRAME	
ENC-TAB02-MF	£350
LARGE COFFEE TABLE WITH WOODEN SLED FRAME	
ENC-TAB02-WF	£700

MTO



5-6 week lead time

TOP FINISHES



Laminate
MTO

SOFT SEATING

ENCORE² MODULAR



	Fabric bands				
CODE	A	B	C	D	E
HIGH BACK SOFA WITH BLACK SLED FRAME					
ENC-MOD01H-MF	£990	£1045	£1100	£1210	£1320
HIGH BACK SOFA WITH WOODEN SLED FRAME					
ENC-MOD01H-WF	£1320	£1375	£1430	£1540	£1650



	Fabric bands				
CODE	A	B	C	D	E
CONCAVE HIGH BACK SOFA WITH BLACK SLED FRAME					
ENC-MOD01H-CC-MF	£1320	£1430	£1540	£1650	£1760
CONCAVE HIGH BACK SOFA WITH WOODEN SLED FRAME					
ENC-MOD01H-CC-WF	£1650	£1760	£1870	£1980	£2090



	Fabric bands				
CODE	A	B	C	D	E
CONVEX HIGH BACK SOFA WITH BLACK SLED FRAME					
ENC-MOD02H-CV-MF	£1320	£1430	£1540	£1650	£1760
CONVEX HIGH BACK SOFA WITH WOODEN SLED FRAME					
ENC-MOD02H-CV-WF	£1650	£1760	£1870	£1980	£2090



	Fabric bands				
CODE	A	B	C	D	E
HIGH BACK SOFA WITH NO ARMS & BLACK SLED FRAME					
ENC-MOD02H-MF	£1430	£1540	£1650	£1760	£1870
HIGH BACK SOFA WITH NO ARMS & WOODEN SLED FRAME					
ENC-MOD02H-WF	£1760	£1870	£1980	£2090	£2200



	Fabric bands				
CODE	A	B	C	D	E
HIGH BACK SOFA WITH LEFT ARM & BLACK SLED FRAME					
ENC-MOD02H-LA-MF	£1760	£1870	£1980	£2090	£2200
HIGH BACK SOFA WITH LEFT ARM & WOODEN SLED FRAME					
ENC-MOD02H-LA-WF	£2090	£2200	£2310	£2420	£2530



	Fabric bands				
CODE	A	B	C	D	E
HIGH BACK SOFA WITH RIGHT ARM & BLACK SLED FRAME					
ENC-MOD02H-RA-MF	£1760	£1870	£1980	£2090	£2200
HIGH BACK SOFA WITH RIGHT ARM & WOODEN SLED FRAME					
ENC-MOD02H-RA-WF	£2090	£2200	£2310	£2420	£2530



	Fabric bands				
CODE	A	B	C	D	E
TALL POWER MODULE DIVIDER WITH BLACK SLED FRAME					
ENC-MOD01H-PM-MF	£1320	£1430	£1540	£1650	£1760
TALL POWER MODULE DIVIDER WITH WOODEN SLED FRAME					
ENC-MOD01H-PM-WF	£1650	£1760	£1870	£1980	£2090

DIMENSIONS

	Overall width	Overall depth	Overall height	Seat width	Seat depth	Seat height	Back width	Back height
ENC-MOD01H	600	730	1270	600	490	450	590	850
ENC-MOD01H-CC	780	730	1270	650	490	450	650	850
ENC-MOD02H-CV	920	730	1270	1000	490	450	650	850
ENC-MOD02H	1200	730	1270	1200	490	450	1190	850
ENC-MOD02H-LA	1295	730	1270	1200	490	450	1190	850
ENC-MOD02H-RA	1295	730	1270	1200	490	450	1190	850
ENC-MOD01H-PM	200	730	1270					

MTO



6 week
lead time

ENCORE² MODULAR

STOCKED SOFT SEATING



CODE **RRP**
ENC-MOD01L-MF-LG-RB **£770**

LOW BACK SOFA WITH BLACK SLED FRAME
LATE GREY SEAT & RANGE BLUE BACK



CODE **RRP**
ENC-MOD01L-MF-EG-LG **£770**

LOW BACK SOFA WITH BLACK SLED FRAME
ELAPSE GREY SEAT & LATE GREY BACK



CODE **RRP**
ENC-TAB01-MF-KO **£175**

SQUARE COFFEE TABLE WITH BLACK SLED FRAME
KENDAL OAK TOP



CODE **RRP**
ENC-TAB01-MF-WH **£175**

SQUARE COFFEE TABLE WITH BLACK SLED FRAME
WHITE TOP



CODE **RRP**
ENC-TAB02-MF-KO **£200**

RECTANGULAR COFFEE TABLE WITH BLACK SLED FRAME
KENDAL OAK TOP



CODE **RRP**
ENC-TAB02-MF-WH **£200**

RECTANGULAR COFFEE TABLE WITH BLACK SLED FRAME
WHITE TOP

TOP FINISHES



Kendal Oak
-KO



White
-WH

STOCKED



Late Grey / Range Blue
(-LG-RB)



Elapse Grey / Late Grey
(-EG-LG)

LYRIC MODULAR

MODULAR SOFT SEATING

Lyric Modular allows you to add and remove individual elements of the soft seating with ease to create a bespoke piece of furniture that can easily be re-sized to suit any office space, large or small. The Lyric Modular upholstered sofa is ideal for providing employees with an area to relax, whilst maintaining a business feel and providing a level of comfort that lends itself to informal get togethers.



**SOCIAL
SPACES**

PRODUCT SPECS



Product
guarantee



Designed &
manufactured

	Overall width	Overall depth	Overall height	Seat width	Seat depth	Seat height	Back width	Back height
LYRNA	565	820	790	565	510	420	565	410
LYRC	820	820	790	510	510	420	510	410
LYRRA	740	820	790	580	510	420	580	410
LYRLA	740	820	790	580	510	420	580	410

Easy to re-configure to suit all work spaces with two-tone fabric options

Multi-functional soft seating system for maximum flexibility

Ideal for informal meetings or large landscapes for public spaces

Made up of 4 large seating options to assemble in multiple configurations



CODE	Fabric bands				
	A	B	C	D	E
CHAIR WITH NO ARMS AND METAL LEGS					
LYRNA-ML	£625	£675	£725	£775	£825
CHAIR WITH NO ARMS AND WOODEN FEET					
LYRNA-WF	£725	£775	£825	£875	£925



CODE	Fabric bands				
	A	B	C	D	E
CORNER UNIT WITH METAL LEGS					
LYRC-ML	£925	£975	£1025	£1075	£1125
CORNER UNIT WITH WOODEN FEET					
LYRC-WF	£1025	£1075	£1125	£1175	£1225



CODE	Fabric bands				
	A	B	C	D	E
CHAIR WITH RIGHT ARM AND METAL LEGS					
LYRRA-ML	£800	£850	£900	£950	£1000
CHAIR WITH RIGHT ARM AND WOODEN FEET					
LYRRA-WF	£900	£950	£1000	£1050	£1100



CODE	Fabric bands				
	A	B	C	D	E
CHAIR WITH LEFT ARM AND METAL LEGS					
LYRLA-ML	£800	£850	£900	£950	£1000
CHAIR WITH LEFT ARM AND WOODEN FEET					
LYRLA-WF	£900	£950	£1000	£1050	£1100

MTO



6 week lead time

NERA

MODULAR SOFT SEATING

Nera is one of the most versatile soft seating ranges available, offering a completely flexible solution for any breakout area. The simple, smart components of the Nera range can be used individually or arranged in a variety of dynamic configurations, making it the ideal collection for informal meetings, and all working environments now and in the future.



PRODUCT SPECS



Product
guarantee



Designed &
manufactured

	Overall width	Overall depth	Overall height	Seat width	Seat depth	Seat height	Back width	Back height
NERA-D	1400	700	430	1400	510	430		
NERA-D-LB	1400	700	790	1400	510	430	700	440
NERA-D-RB	1400	700	790	1400	510	430	700	440
NERA-D-BB	1400	700	790	1400	510	430	1400	440
NERA-D-BLA	1400	700	790	1210	510	430	650	440
NERA-D-BRA	1400	700	790	1210	510	430	650	440
NERA-D-BBLA	1400	700	790	1210	510	430	1350	440
NERA-D-BBRA	1400	700	790	1210	510	430	1350	440
NERA-D-BRABLA	1400	700	790	1020	510	430	1300	440

Versatile and easy to re-configure with frames available in black

Single & double soft seating benches to assemble in multiple configurations

Extra deep high density foam seats for durability and comfort

Suitable for any breakout space with matching coffee tables and power unit



CODE	Fabric bands				
	A	B	C	D	E
DOUBLE BENCH WITH NO BACK					
NERA-D	£750	£800	£850	£900	£950



CODE	Fabric bands				
	A	B	C	D	E
DOUBLE BENCH WITH LEFT HAND BACK					
NERA-D-LB	£920	£970	£1040	£1110	£1200



CODE	Fabric bands				
	A	B	C	D	E
DOUBLE BENCH WITH RIGHT HAND BACK					
NERA-D-RB	£920	£970	£1040	£1110	£1200



CODE	Fabric bands				
	A	B	C	D	E
DOUBLE BENCH WITH BACK					
NERA-D-BB	£950	£1050	£1150	£1250	£1350



CODE	Fabric bands				
	A	B	C	D	E
DOUBLE BENCH WITH LEFT HAND ARM AND BACK					
NERA-D-BLA	£950	£1020	£1110	£1180	£1280



CODE	Fabric bands				
	A	B	C	D	E
DOUBLE BENCH WITH RIGHT HAND ARM AND BACK					
NERA-D-BRA	£950	£1020	£1110	£1180	£1280



CODE	Fabric bands				
	A	B	C	D	E
DOUBLE BENCH WITH LEFT HAND ARM AND FULL BACK					
NERA-D-BBLA	£1150	£1250	£1350	£1450	£1550



CODE	Fabric bands				
	A	B	C	D	E
DOUBLE BENCH WITH RIGHT HAND ARM AND FULL BACK					
NERA-D-BBRA	£1150	£1250	£1350	£1450	£1550



CODE	Fabric bands				
	A	B	C	D	E
DOUBLE BENCH WITH ARMS AND FULL BACK					
NERA-D-BRABLA	£1500	£1600	£1700	£1800	£1900



Black frame
-K



5-6 week
lead time

SOFT SEATING

NERA



CODE	Fabric bands				
	A	B	C	D	E
SINGLE BENCH					
NERA-S	£600	£650	£700	£750	£800

CODE	Fabric bands				
	A	B	C	D	E
CORNER UNIT					
NERA-Q	£407	£435	£464	£494	£522

CODE	Fabric bands				
	A	B	C	D	E
POWER UNIT					
NERA-PU	£522	£551	£580	£609	£638



CODE	Fabric bands				
	A	B	C	D	E
SINGLE BENCH WITH BACK					
NERA-S-B	£700	£775	£850	£925	£1000

CODE	Fabric bands				
	A	B	C	D	E
SINGLE BENCH WITH LEFT ARM AND BACK					
NERA-S-BLA	£800	£900	£1000	£1100	£1200

CODE	Fabric bands				
	A	B	C	D	E
SINGLE BENCH WITH RIGHT ARM AND BACK					
NERA-S-BRA	£800	£900	£1000	£1100	£1200



CODE	MTO
SQUARE TABLE	
NERA-S-TABLE	£348

CODE	MTO
CORNER TABLE	
NERA-Q-TABLE	£348

DIMENSIONS

	Overall width	Overall depth	Overall height	Seat width	Seat depth	Seat height
NERA-S-B	700	700	430	700	510	430
NERA-S-BLA	700	700	790	600	510	430
NERA-S-BRA	700	700	790	600	510	430
NERA-S	700	700	790	700	510	430
NERA-Q	700	700	430	700	700	430
NERA-PU	700	250	430			
NERA-S-TABLE	700	700	240			
NERA-Q-TABLE	700	700	240			

MTO

TOP FINISHES



Black frame
-K



6 week
lead time



Laminate
MTO

NERA

STOCKED SOFT SEATING



CODE	DESCRIPTION	RRP
CORNER TABLE		
NERA-Q-TABLE-K-KO	KENDAL OAK	£300
NERA-Q-TABLE-K-WH	WHITE	£300



CODE	RRP
NERA-S-K-K-EG	£600
SINGLE BENCH ELAPSE GREY SEAT	



CODE	RRP
NERA-D-K-K-EG	£750
DOUBLE BENCH ELAPSE GREY SEAT	



CODE	DESCRIPTION	RRP
SQUARE TABLE		
NERA-S-TABLE-K-KO	KENDAL OAK	£300
NERA-S-TABLE-K-WH	WHITE	£300



CODE	RRP
NERA-S-B-K-K-EG-RB	£700
SINGLE BENCH WITH BACK ELAPSE GREY SEAT & RANGE BLUE BACK	



CODE	RRP
NERA-S-B-K-K-EG-EN	£700
SINGLE BENCH WITH BACK ELAPSE GREY SEAT & ENDURANCE GREEN BACK	



CODE	RRP
NERA-S-B-K-K-EG-LG	£700
SINGLE BENCH WITH BACK ELAPSE GREY SEAT & LATE GREY BACK	



CODE	RRP
NERA-D-BB-K-K-EG-RB	£950
DOUBLE BENCH WITH BACK ELAPSE GREY SEAT & RANGE BLUE BACK	



CODE	RRP
NERA-D-BB-K-K-EG-EN	£950
DOUBLE BENCH WITH BACK ELAPSE GREY SEAT & ENDURANCE GREEN BACK	



CODE	RRP
NERA-D-BB-K-K-EG-LG	£950
DOUBLE BENCH WITH BACK ELAPSE GREY SEAT & LATE GREY BACK	

TOP FINISHES



Kendal Oak
-KO



White
-WH



Elapse Grey
(-EG)



Elapse Grey / Range Blue
(-EG-RB)



Elapse Grey / Endurance Green
(-EG-EN)



Elapse Grey / Late Grey
(-EG-LG)

STOCKED

ALTO

MODULAR SOFT SEATING

Alto is a modular range of reception furniture that can be customised to fit the specific needs of the modern office, providing comfortable office seating for visitors while they wait. The flexibility of the modular components with curved, straight, left and right hand, corner and upholstered table options allows for multiple configurations without sacrificing on style.



PRODUCT SPECS



Product
guarantee



Designed &
manufactured

	Overall width	Overall depth	Overall height	Seat width	Seat depth	Seat height	Back width	Back height
ALT50001	580	640	780	580	490	420	580	360
ALT50002	560	640	780	480	490	420	580	360
ALT50004	770	640	780	490	490	420	580	360
ALT50005	675	640	780	580	490	420	580	360
ALT50006	675	640	780	580	490	420	580	360
ALT50007	675	640	780	580	490	420	580	360
ALT50008	620	620	275					
ALT50009	100	400	200					

Simple, versatile selection of shapes for large and small footprints

Easy to move and re-configure to suit different environments

Deep-foamed seats offering enhanced comfort within relaxation areas

Solid wooden internal construction



CODE	Fabric bands				
	A	B	C	D	E
SINGLE SEATER WITH NO ARMS					
ALT50001	£316	£370	£409	£429	£509



CODE	Fabric bands				
	A	B	C	D	E
SINGLE SEATER CONCAVE					
ALT50002	£328	£386	£420	£443	£524



CODE	Fabric bands				
	A	B	C	D	E
SINGLE SEATER WITH ARMS					
ALT50004	£473	£577	£663	£691	£800



CODE	Fabric bands				
	A	B	C	D	E
SINGLE SEATER WITH LEFT ARM					
ALT50005	£436	£506	£562	£613	£691




CODE	Fabric bands				
	A	B	C	D	E
SINGLE SEATER WITH RIGHT ARM					
ALT50006	£436	£506	£562	£613	£691




CODE	Fabric bands				
	A	B	C	D	E
SINGLE SEATER CORNER SECTION					
ALT50007	£612	£675	£739	£805	£900



CODE	Fabric bands				
	A	B	C	D	E
TABLE					
ALT50008	£196	£223	£239	£252	£293



CODE	Fabric bands				
	A	B	C	D	E
TABLE WITH ION POWER MODULE					
ALT50008-P	£296	£323	£339	£352	£393



CODE	Fabric bands				
	A	B	C	D	E
ARM CUSHION					
ALT50009	£150	£165	£180	£195	£205

MTO



6 week lead time

ALTO

STOCKED SOFT SEATING



ALTO

STOCKED SOFT SEATING



CODE	RRP
ALT50001-EG	£300

SINGLE SEATER WITH NO ARMS
ELAPSE GREY



CODE	RRP
ALT50001-MB-RB	£300

SINGLE SEATER WITH NO ARMS
MATURITY BLUE SEAT & RANGE BLUE BASE



CODE	RRP
ALT50001-PG-FG	£300

SINGLE SEATER WITH NO ARMS
PRESENT GREY SEAT & FORECAST GREY BASE



CODE	RRP
ALT50008-EG	£170

TABLE
ELAPSE GREY



CODE	RRP
ALT50008-MB	£170

TABLE
MATURITY BLUE



CODE	RRP
ALT50008-PG	£170

TABLE
PRESENT GREY



CODE	RRP
ALT50008-P-EG	£270

TABLE WITH ION POWER MODULE
ELAPSE GREY



CODE	RRP
ALT50008-P-MB	£270

TABLE WITH ION POWER MODULE
MATURITY BLUE



CODE	RRP
ALT50008-P-PG	£270

TABLE WITH ION POWER MODULE
PRESENT GREY

STOCKED ALT50001



Elapse Grey
(-EG)



Maturity Blue / Range Blue
(-MB-RB)



Present Grey / Forecast Grey
(-PG-FG)



Elapse Grey
(-EG)



Maturity Blue
(-MB)



Present Grey
(-PG)

STOCKED ALT50008

YEALM

RECEPTION SOFT SEATING

Yealm is a stylish reception soft seating solution with a curved laminated wooden frame and ergonomic back design that allows visitors to wait in comfort whenever they visit the office. This modular seating solution comes with a solid wood top table and a selection of fabric options, so you can custom design the seats to fit your office perfectly in rows of any number of chairs.



PRODUCT SPECS



Product
guarantee



Designed &
manufactured

	Overall width	Overall depth	Overall height	Seat width	Seat depth	Seat height	Back width	Back height
YEA50001	540	570	890	460	460	380	460	510
YEA50004	540	570	890	460	460	380	460	510
YEA50005	540	570	890	460	460	380	460	510
YEA50006	540	570	890	460	460	380	460	510
YEA50008	910	380	380	-	-	-	-	-

Elegant, flowing lines with a laminated wooden frame

Low arm, high arm, left hand and right hand seating options

Ideal around the matching coffee table in a reception or waiting area

Laminated bent wood frame with clear hard wearing lacquer



CODE	Fabric bands				
	A	B	C	D	E
NO ARMS					
YEA50001	£425	£450	£475	£500	£525



CODE	Fabric bands				
	A	B	C	D	E
WITH ARMS					
YEA50004	£425	£450	£475	£500	£525



CODE	Fabric bands				
	A	B	C	D	E
LEFT ARM					
YEA50005	£425	£450	£475	£500	£525



CODE	Fabric bands				
	A	B	C	D	E
RIGHT ARM					
YEA50006	£425	£450	£475	£500	£525



CODE	RRP
TABLE	
YEA50008	£300

MTO



6 week
lead time



Beech

SOFT SEATING

MEETING BOOTHS

Meeting booths are specifically designed to address modern working practices by offering that essential private area in any busy work place to accommodate working groups with exceptional comfort and practicality. High backs offer a private place for employees to sit and relax, or for teams to meet in seclusion. With tables and optional power supply, meeting booths are perfect for open space environments in offices.



FABRIC OPTIONS



Available from stock
Encore² Open



Made-to-Order
5-6 week lead time

**SOCIAL
SPACES**



TILLY BOOTH [PAGE 444](#)



ALBAN BOOTH [PAGE 446](#)



ENCORE² BOOTH [PAGE 448](#)



ENCORE² OPEN BOOTH [PAGE 450](#)

TILLY

MEETING BOOTHS

Tilly breaks away from traditional modelling, using a variety of materials to create a modern high-end and semi-private range of meeting booths, making office space more flexible and open. The dynamic shape of the meeting booths deliver the 'wow factor' into any office, whether as a means of conducting private meetings, collaborative working or finding solitude away from a busy open plan working space.



PRODUCT SPECS



Product
guarantee



Designed &
manufactured

	Overall width	Overall depth	Overall height	Seat width	Seat depth	Seat height	Back width	Back height
TY-B2L	2250	1100	900	780	570	425	720	450
TY-B4L	2250	1700	900	1380	570	425	1320	450
TY-B2H	2250	1100	1250	780	570	425	720	800
TY-B4H	2250	1700	1250	1380	570	425	1320	800
TY-B2L	800	700	730					
TY-B4L	800	1200	730					
TY-B2H	800	700	730					
TY-B4H	800	1200	730					

TABLE DIMENSIONS

Choice of low or high meeting booth sizes and 2 or 4 seater booths

Ideal for employees and small groups to relax or meet informally

Available with integrated power supply built centrally into the infill panel

Table available in white with fixed post leg in black to match sofa leg frames



CODE	Fabric bands				
	A	B	C	D	E
LOW BACK 2 PERSON MEETING BOOTH					
TY-B2L	N/A	£4500	£4600	£4800	£5000



CODE	Fabric bands				
	A	B	C	D	E
LOW BACK 4 PERSON MEETING BOOTH					
TY-B4L	N/A	£5600	£5700	£5900	£6100



CODE	Fabric bands				
	A	B	C	D	E
HIGH BACK 2 PERSON MEETING BOOTH					
TY-B2H	N/A	£5600	£5700	£5900	£6100



CODE	Fabric bands				
	A	B	C	D	E
HIGH BACK 4 PERSON MEETING BOOTH					
TY-B4H	N/A	£6700	£6800	£7000	£7200



Optional Accessories

TV BRACKET MOUNTED ON INFILL PANEL

TV-BRACKET	BLACK	£53
------------	-------	-----

POWER MODULE MOUNTED ON INFILL PANEL

PTN-1T-K	PROTON BLACK	£330
----------	--------------	------

Mains lead to be ordered separately

MTO



5-6 week lead time

TOP FINISHES



Laminate
MTO

ALBAN

MEETING BOOTHS

The Alban booth is built with all the acoustic and functional qualities of its sibling the Alban sofa. Reflecting the change towards a comfortable, informal work space where private working booths are the norm, the Alban booth can be used for team meetings, collaborative tasks or as a base for the day, and is ideal for creating a private space in modern open plan office environments.



PRODUCT SPECS



Product
guarantee



Designed &
manufactured

	Overall width	Overall depth	Overall height	Seat width	Seat depth	Seat height	Back width	Back height
ALB02	2400	985	1250	530	560	430	530	820
ALB04	2400	1700	1250	1245	560	430	1245	820
ALB06	2400	2050	1250	1595	560	430	1595	820

	Overall width	Overall depth	Overall height
ALB02	400-600	600	725
ALB04	400-600	1200	725
ALB06	400-600	1600	725

TABLE DIMENSIONS

Can be used for team meetings, collaborative tasks or as a base for the day

Choice of 2, 4 or 6 seater booths with options for power built into the booth

Ideal for creating a private space in modern open plan office environments

Privacy panel comes complete with a fixed table and a supporting leg



CODE	Fabric bands				
	A	B	C	D	E
TWO PERSON MEDIUM SIZED MEETING BOOTH					
ALB02	£4000	£4100	£4200	£4400	£4600



CODE	Fabric bands				
	A	B	C	D	E
FOUR PERSON MEDIUM SIZED MEETING BOOTH					
ALB04	£5000	£5100	£5200	£5400	£5600



CODE	Fabric bands				
	A	B	C	D	E
SIX PERSON MEDIUM SIZED MEETING BOOTH					
ALB06	£5500	£5600	£5700	£5900	£6100



Optional Accessories

TV BRACKET MOUNTED ON INFILL PANEL		
TV-BRACKET	BLACK	£53
POWER MODULE MOUNTED ON INFILL PANEL		
PTN-1T-K	PROTON BLACK	£330

Mains lead to be ordered separately

MTO



5-6 week
lead time

TOP FINISHES



Laminate
MTO

ENCORE²

MEETING BOOTHS

The Encore² booth has been designed to offer that essential private area in any busy work place by forming a virtual room within a larger open space. The clean, modern lines of the Encore² high back seating fix together with a table and optional power supply to provide an enclosed visual and acoustic space, to accommodate working groups and teams with exceptional comfort and practicality.



PRODUCT SPECS



Product
guarantee



Designed &
manufactured

	Overall width	Overall depth	Overall height	Seat width	Seat depth	Seat height	Back width	Back height
ENC-POD02	2250	790	1270	600	490	450	590	850
ENC-POD04	2250	1390	1270	1200	490	450	1190	850
ENC-POD06	2250	1990	1270	1800	490	450	1790	850

	400-600	600	725
ENC-POD02	400-600	600	725
ENC-POD04	400-600	1200	725
ENC-POD06	400-600	1800	725

TABLE DIMENSIONS

Designed to offer that essential private area in any busy workplace

Enclosed visual and acoustic space to accommodate working groups and teams

Choice of 2, 4 or 6 seater booths with integrated power supply options

Sled frames available in black steel or solid wood with matching table legs



	Fabric bands				
CODE	A	B	C	D	E
TWO SEATER MEETING BOOTH - METAL FRAME					
ENC-POD02-MF	£3500	£3600	£3800	£4000	£4300
TWO SEATER MEETING BOOTH - WOODEN FRAME					
ENC-POD02-WF	£4000	£4100	£4300	£4500	£4800

	Fabric bands				
CODE	A	B	C	D	E
FOUR SEATER MEETING BOOTH - METAL FRAME					
ENC-POD04-MF	£4000	£4100	£4300	£4600	£4900
FOUR SEATER MEETING BOOTH - WOODEN FRAME					
ENC-POD04-WF	£4500	£4600	£4800	£5100	£5400



	Fabric bands				
CODE	A	B	C	D	E
SIX SEATER MEETING BOOTH - METAL LEGS					
ENC-POD06-MF	£4750	£4850	£5150	£5450	£5750
SIX SEATER MEETING BOOTH - WOODEN FRAME					
ENC-POD06-WF	£5250	£5350	£5650	£5950	£6250



Optional Accessories

TV BRACKET MOUNTED ON INFILL PANEL

TV-BRACKET BLACK £53

POWER MODULE MOUNTED ON INFILL PANEL

PTN-1T-K PROTON BLACK £330

Mains lead to be ordered separately

MTO



5-6 week lead time

TOP FINISHES



Laminate
MTO

ENCORE² OPEN

MEETING BOOTHS

Encore² Open is available as a 2, 4 or 6 person meeting booth and has been designed to bring people together in a place where ideas, insight and inspiration can be shared. Like its big brother the Encore² booth, Encore² open has a fully upholstered cushion and back that delivers comfort and lumbar support with a modern design, but Encore² Open is available with open sides for a more informal feel.



**SOCIAL
SPACES**

PRODUCT SPECS



Product
guarantee



Designed &
manufactured

	Overall width	Overall depth	Overall height	Seat width	Seat depth	Seat height	Back width	Back height
ENCOP-POD02	2250	695	1270	600	490	450	590	850
ENCOP-POD04	2250	1295	1270	1200	490	450	1190	850
ENCOP-POD06	2250	1895	1270	1800	490	450	1790	850

ENCOP-POD02	400-600	600	725
ENCOP-POD04	400-600	1200	725
ENCOP-POD06	400-600	1600	725

TABLE DIMENSIONS

Create a quiet space
in today's modern
collaborative open offices

Visual and acoustic space
with effective noise reduction
& privacy

Choice of 2, 4 or 6 seater
booths with integrated
power supply options

Sled frames available in black
steel or solid wood with
matching table post legs



	Fabric bands				
CODE	A	B	C	D	E
TWO SEATER MEETING BOOTH - METAL FRAME					
ENCOP-POD02-MF	£3000	£3100	£3300	£3600	£3900
TWO SEATER MEETING BOOTH - WOODEN FRAME					
ENCOP-POD02-WF	£3500	£3600	£3800	£4100	£4400



	Fabric bands				
CODE	A	B	C	D	E
FOUR SEATER MEETING BOOTH - METAL FRAME					
ENCOP-POD04-MF	£3600	£3700	£3900	£4200	£4500
FOUR SEATER MEETING BOOTH - WOODEN FRAME					
ENCOP-POD04-WF	£4100	£4200	£4400	£4700	£5000



	Fabric bands				
CODE	A	B	C	D	E
SIX SEATER MEETING BOOTH - METAL FRAME					
ENCOP-POD06-MF	£4400	£4500	£4700	£5000	£5300
SIX SEATER MEETING BOOTH - WOODEN FRAME					
ENCOP-POD06-WF	£4900	£5000	£5200	£5500	£5800



Optional Accessories

TV BRACKET MOUNTED ON INFILL PANEL

TV-BRACKET BLACK £53

POWER MODULE MOUNTED ON INFILL PANEL

PTN-1T-K PROTON BLACK £330

Mains lead to be ordered separately

ENCORE²

STOCKED SOFT SEATING



CODE	DESCRIPTION	RRP
FOUR SEATER MEETING BOOTH - METAL FRAME		
ENCOP-POD04-MF-KO-EG-LG	Elapse Grey/Late Grey - Kendal Oak top	£3180



CODE	DESCRIPTION	RRP
FOUR SEATER MEETING BOOTH - METAL FRAME		
ENCOP-POD04-MF-WH-EG-LG	Elapse Grey/Late Grey - White top	£3180



CODE	DESCRIPTION	RRP
FOUR SEATER MEETING BOOTH - METAL FRAME		
ENCOP-POD04-MF-KO-LG-RB	Late Grey/Range Blue - Kendal Oak top	£3180



CODE	DESCRIPTION	RRP
FOUR SEATER MEETING BOOTH - METAL FRAME		
ENCOP-POD04-MF-WH-LG-RB	Late Grey/Range Blue - White top	£3180

MTO



5-6 week
lead time

TOP FINISHES



Laminate
MTO

MFC FINISHES



Kendal Oak
-KO



White
-WH

STOCKED



Elapse Grey / Late Grey
(-EG-LG)



Late Grey / Range Blue
(-LG-RB)

HOME OFFICE

DESKS, STORAGE & WORKSTATIONS

The jury is still out on whether employees who work from home or work from an office are more productive. But with a dedicated workspace where you can concentrate and good quality furniture designed specifically for home workers, it becomes easier to unlock the benefits of remote working. Create an inspiring area to work in the home office with sleek office desks, comfortable seating and clever storage solutions.



PRODUCT SPECS



Product
guarantee



Designed &
manufactured

STYLES



Desks



Storage



Workstations

FEATURES

Desks available in 1000, 1200 and 1400 wide top sizes with support bars

Support pedestal available for 1400mm wide desks with drawers or door options

400mm deep cube units with glides or designer feet to match desks

Home office workstations designed to maximise the space in any room

UCS3-2

Cube storage with your choice of modular internal fittings



SFU100-K

Santana multi-purpose chairs




TK614P-D

Hairpin leg desk with built in pedestal and drawers




FRAME FINISHES




Black



Charcoal




Ancient
Brass



Oak

WOOD FINISHES



Kendal Oak
(KO)



Onyx Grey
(OG)



White
(WH)

HOME OFFICE

TIKAL HAIRPIN LEG DESKS

Hairpin Leg Desks



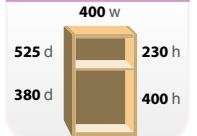
CODE	W	D	H	RRP
TK610	1000	600	730	£192
TK612	1200	600	730	£198

- Rectangular desk 600mm deep with black hairpin legs
- Scalloped cutouts in the back of the desktop

Hairpin Leg Desk with Pedestal



Internal Dimensions



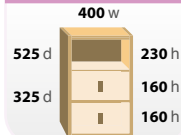
CODE	W	D	H	RRP
TK614P	1400	600	730	£280

- Rectangular desk 600mm deep with black hairpin legs
- 1400mm wide desk with support pedestal which can be fitted to either side

Hairpin Leg Desk with Pedestal & Drawers



Internal Dimensions



CODE	W	D	H	RRP
TK614P-D	1400	600	730	£450

- Rectangular desk 600mm deep with black hairpin legs
- 1400mm wide desk with support pedestal and set of drawers

Hairpin Leg Desk with Pedestal & Cupboard Door



Internal Dimensions



CODE	W	D	H	RRP
TK614P-C	1400	600	730	£329

- Rectangular desk 600mm deep with black hairpin legs
- 1400mm wide desk with support pedestal and cupboard door with shelf



Kendal Oak (KO)



Onyx Grey (OG)



White (WH)



Kendal Oak (KO)



Onyx Grey (OG)



White (WH)

For desks, add desktop finish when ordering eg. **TK612** with White top = **TK612-WH**

For desks with support pedestals, add desktop finish followed by insert finish when ordering eg. **TK614P-D** in White with drawers in Oak = **TK614P-D-WH-KO**

A-Frame Leg Desks



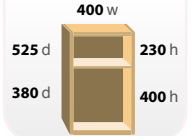
CODE	W	D	H	RRP
SP610	1000	600	730	£264
SP612	1200	600	730	£295
SP614	1400	600	730	£315

- Rectangular desk 600mm deep with charcoal A-frame legs
- Scalloped cutouts in the back of the desktop

A-Frame Leg Desk with Pedestal



Internal Dimensions



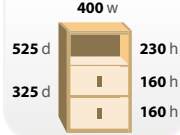
CODE	W	D	H	RRP
SP614P	1400	600	730	£370

- Rectangular desk 600mm deep with charcoal A-frame legs
- 1400mm wide desk with support pedestal which can be fitted to either side

A-Frame Leg Desk with Pedestal & Drawers



Internal Dimensions



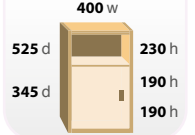
CODE	W	D	H	RRP
SP614P-D	1400	600	730	£500

- Rectangular desk 600mm deep with charcoal A-frame legs
- 1400mm wide desk with support pedestal and set of drawers

A-Frame Leg Desk with Pedestal & Cupboard Door



Internal Dimensions



CODE	W	D	H	RRP
SP614P-C	1400	600	730	£393

- Rectangular desk 600mm deep with charcoal A-frame legs
- 1400mm wide desk with support pedestal and cupboard door with shelf



Kendal Oak (KO)



Onyx Grey (OG)



White (WH)



Kendal Oak (KO)



Onyx Grey (OG)



White (WH)

For desks, add desktop finish when ordering eg. SP614 with Grey top = SP614-OG

For desks with support pedestals, add desktop finish followed by insert finish when ordering eg. SP614P-C in Grey with cupboard door in White = SP614P-C-OG-WH

Sleigh Frame Desks



CODE	W	D	H	RRP
CR610	1000	600	730	£393
CR612	1200	600	730	£459
CR614	1400	600	730	£491

- Rectangular desk 600mm deep with ancient brass sleigh frame
- Scalloped cutouts in the back of the desktop

Sleigh Frame Desk with Pedestal



Internal Dimensions

400 w	
525 d	230 h
380 d	400 h

CODE	W	D	H	RRP
CR614P	1400	600	730	£419

- Rectangular desk 600mm deep with ancient brass sleigh frame
- 1400mm wide desk with support pedestal which can be fitted to either side

Sleigh Frame Desk with Pedestal & Drawers



Internal Dimensions

400 w	
525 d	230 h
325 d	160 h
	160 h

CODE	W	D	H	RRP
CR614P-D	1400	600	730	£550

- Rectangular desk 600mm deep with ancient brass sleigh frame
- 1400mm wide desk with support pedestal and set of drawers



Internal Dimensions

400 w	
525 d	230 h
345 d	190 h
	190 h

CODE	W	D	H	RRP
CR614P-C	1400	600	730	£459

- Rectangular desk 600mm deep with ancient brass sleigh frame
- 1400mm wide desk with support pedestal and cupboard door with shelf



Kendal Oak (KO)



Onyx Grey (OG)



White (WH)



Kendal Oak (KO)



Onyx Grey (OG)



White (WH)

For desks, add desktop finish when ordering eg. CR614 with Oak top = CR614-KO

For desks with support pedestals, add desktop finish followed by insert finish when ordering eg. CR614P-D in Oak with drawers in Grey = CR614P-D-KO-GO

Wooden Leg Desk 1000mm



CODE	W	D	H	RRP
GZ610	1000	600	750	£719

- Rectangular desk 600mm deep with oak wooden legs
- Scalloped cutouts in the back of the desktop

Wooden Leg Desk 1200mm



CODE	W	D	H	RRP
GZ612	1200	600	750	£785

- Rectangular desk 600mm deep with oak wooden legs
- Sturdy white metal underframe for stability

Wooden Leg Desk 1400mm



CODE	W	D	H	RRP
GZ614	1400	600	750	£851

- Rectangular desk 600mm deep with oak wooden legs
- Sleek, curved lines of the legs with adjustable feet



Kendal Oak (KO)



Onyx Grey (OG)



White (WH)

For desks, add desktop finish when ordering eg. **GZ614** with White top = **GZ614-WH**

How to guide

Offering versatile and practical storage solutions, our universal cube wooden storage will keep your home office organised and looking neat and tidy.

Shelves, cupboard doors and drawers with brown leather loop handles can be ordered in any of the 3 wood finishes to be positioned in any cube, to mix and match finishes and storage options to suit any space.

UCS3-2

6 cube unit supplied with glides

CODE	W	D	H	RRP
UCS2-2	860	400	875	£264
UCS3-2	860	400	1295	£342

UCS2-2

4 cube unit supplied with glides



CSI-C

Can be fitted to the left or right hand side of cube, supplied with leather strap handle

CSI-D

Metal box drawer surrounds with 300 x 150mm internals, supplied with leather strap handles

CSI-CS

Can be fitted to the left or right hand side of cube, supplied with leather strap handles

CODE	DESCRIPTION	RRP
CSI-D	Drawers	£200
CSI-C	Cupboard door	£56
CSI-CS	Cupboard & shelf	£67
CSI-S	Single shelf	£30

CSI-S

Internal shelf



For cubes, add storage finish when ordering eg. UCS2-1 in Grey = UCS2-1-OG
For Internals, add finish when ordering eg. CSI-CS in White = CSI-CS-WH

HOME OFFICE

DESIGN YOUR OWN STORAGE



UCS3-2



UCS3-2
CSI-C x 2
CSI-D x 2



UCS3-2
CSI-C x 2
CSI-D x 2
DH-AF-62366

STEP
1

Select your carcass,
style and finish

STEP
2

Select internal
fittings

STEP
3

Add foot design to match
furniture range if desired



Tikal

CODE	RRP
DH-HP4S-K	£64

• Pack of 4



Sparta

CODE	RRP
DH-AF-62366	£126

• Pack of 2



Cairo

CODE	RRP
DH-SF-65656	£163

• Pack of 2



Giza

CODE	RRP
DH-GZWBF	£101

• Pack of 4



Pella



CODE	W	D	H	RRP
PELWS-WH	1200	600	760	£230

- Workman style trestle legs with additional shelf storage
- White leg frame with complementary oak table top and shelf

Luxor



CODE	W	D	H	RRP
LUXWS-KW	1100	590	780	£355

- Full length drawer on metal runners
- Curved top edge profile in a white gloss finish

Amazonia



CODE	W	D	H	RRP
AMAWS	1200	600	760	£355

- Compact design with a traditional oak effect desk and chrome handles
- Integrated cupboard and drawer unit to house CPU and peripherals

PELLA



Windsor Oak

LUXOR



White Gloss

AMAZONIA



Natural Oak

Delphi



CODE	W	D	H	RRP
DELWS-K	1360	600	760	£310

- Industrial style workstation to add a bit of chic to the home office
- Integrated pedestal with drawer and cupboard

Coba



CODE	W	D	H	RRP
COBWS-K	1200	480	760	£220

- Stylish workstation with 2 pull out drawers to match frame
- Additional shelf storage space with open section

Kyoto



CODE	W	D	H	RRP
KYOWS-K	1200	600	760	£125

- Home office workstation designed to maximise the space in any room
- Simple writing desk with upstand on back of desk

DELPHI



Concrete Grey

COBA



Country Oak

KYOTO



Summer Oak

Fuji



CODE	W	D	H	RRP
FDK608SB	800	600	740	£497
FDK610SB	1000	600	740	£510
FDK612SB	1200	600	740	£540

- Smart flat-fold structure which is easy to assemble with no tools
- Workstation can be folded and stored out of the way when not in use



FUJI



Beech



Silver

FABRICS & LAMINATES

FINISHES GUIDE

Selecting the right fabric upholstery for seating and wood finishes for your tables and desks can seem like a daunting task. It's easy to become overwhelmed when selecting fabrics and laminates as there seem to be an infinite amount of options when it comes to colours, textures and patterns. The workplace's atmosphere and overall appearance will be greatly influenced by the colours and patterns you select for your office furniture.



MFC

STOCKED FINISHES

Wood Finishes

We only use FSC-certified wood manufacturing our products in-house in the UK, with total traceability for every order. Constructed from a chipboard core and finished with a decorative melamine covering, MFC is a versatile product ideal for use with office furniture.



MFC

MFC or Melamine Faced Chipboard is melamine resin impregnated paper bonded both sides on to a chipboard core. MFC can be used to create very modern looking furniture for the home or the office with its printed wood grain on a melamine film that forms the face of the board, with environmentally friendly ABS edging to match the decorative paper top making it very resilient and hardwearing.



MDF

MADE-TO-ORDER FINISHES

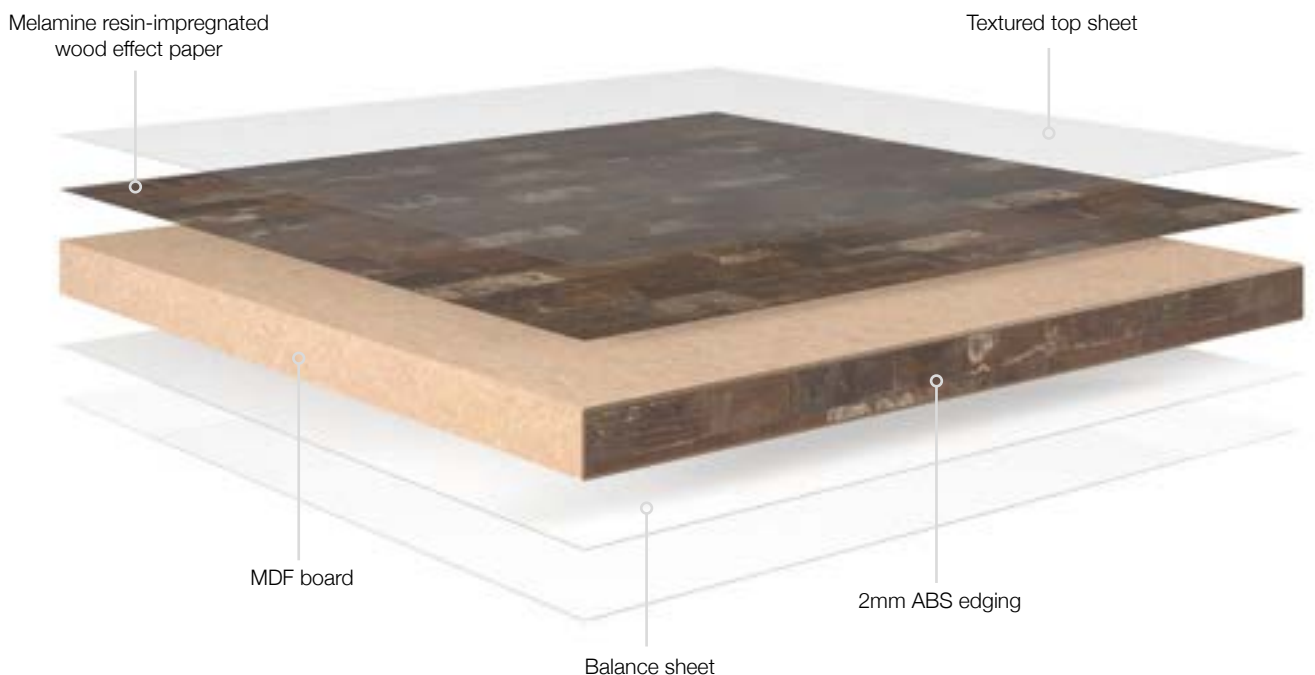
Altofina Collection

Dazzling and innovative decors, finishes and performance grades have been introduced to mingle with a selection of mainstream decorative laminates. The Altofina laminate collection creates interior spaces that are both brilliantly designed and commercially affordable.



MDF

MDF or Medium Density Fibreboard is a surfacing material made with wood waste. The panels consist of a mixture of finely ground wood chips and resin, which is pressed into a sheet to make an excellent and cost-effective alternative to solid wood timber. Our MDF top are available with a choice of laminate top finishes and edge designs that ensures the finish is hard wearing and suitable for contract use.




TASK SEATING

STOCKED FABRICS

We have committed to stocking a range of 12 best-selling fabrics and 2 vinyls, which will allow us to offer customers an even faster turnaround across the seating range and tailor seating choices to customer's individual specifications.

This colourful selection of fabric colours in the Camira Xtreme, Inloom Bondai and Fresh Vinyl ranges can bring the corporate palette into the office interior, creating a cohesive look or even zone different areas.


Camira Xtreme



YS005 CURACAO



YS084 TAROT



YS168 TORTUGA



YS100 OCEAN



YS094 SLIP



YS081 BLIZZARD



YS102 BRIDGETOWN



YS079 PANAMA




YS026 COSTA



YS159 LOMBOK



YS072 SOLANO




YS101 DIABLO

Inloom Bondai



8033 BLACK



7048 GREEN



6015 BLUE




4011 RED

Fresh Vinyl



74465 OCEAN



00110 NERO

TASK SEATING

FABRIC PRICE BANDING

Camira

RANGE		HAZARD	
	Band	Low	Medium (Crib 5)
Advantage	A	✓	
Citadel	A	✓	
Era	A	✓	✓*
Phoenix	A	✓	
Target	A	✓	✓
Xtreme	A	✓	✓
Canopy	B	✓	
Gravity	B	✓	
Manhattan	B	✓	
Aspect	C	✓	
Chateau	C	✓	
Main Line Plus	C	✓	✓
Manila	C	✓	
Oceanic	C	✓	✓*
Patina	C	✓	✓
Quest	C	✓	✓
Sprint	C	✓	
Urban	C	✓	✓
Vita	C	✓	✓
X2	C	✓	✓
Halycon Cedar	D	✓	✓

* With treatment

RANGE		HAZARD	
	Band	Low	Medium (Crib 5)
Main Line Flax	D	✓	✓
Main Line Flax Stripe	D	✓	✓
Main Line Twist	D	✓	✓
Sumi	D	✓	✓*
Synergy	D	✓	✓*
24/7 Flax	E	✓	✓
24/7 +	E	✓	✓
Aquarius	E	✓	✓*
Blazer	E	✓	✓*
Halycon Aspen/Blossom	E	✓	
Hebden	E	✓	✓
Hemp	E	✓	✓
Hi Tech	E	✓	
Intervene	E	✓	✓
Kyoto	E	✓	✓*
Landscape	E	✓	✓*
Oxygen	E	✓	✓*
Regent	E	✓	
Silk	E	✓	✓
Track	E	✓	✓

Inloom

RANGE		HAZARD	
	Band	Low	Medium (Crib 5)
Alba	A	✓	✓
Bondai	A	✓	✓
Radio	B	✓	✓
One	B	✓	✓
Time	C	✓	✓
Jet	C	✓	✓
Jeans	D	✓	✓

RANGE		HAZARD	
	Band	Low	Medium (Crib 5)
Jet Bioactive	D	✓	✓
Riva	D	✓	✓
Roccia	D	✓	✓
Corte	E	✓	✓
Milano	E	✓	✓
Nautilus	E	✓	
Sealife	E	✓	

Agua

RANGE		HAZARD	
	Band	Low	Medium (Crib 5)
Chea	A	✓	✓
Lavoro	A	✓	✓*
Buro	B	✓	✓*
Paint Pot	B	✓	✓
Stol	B	✓	✓
Task	B	✓	✓
Juno	C	✓	✓
Libra	C	✓	✓
Linetta	C	✓	✓

* With treatment

RANGE		HAZARD	
	Band	Low	Medium (Crib 5)
Cashmir	D	✓	✓
Taurus	D	✓	✓
Tones	D	✓	✓
Fusion	D	✓	✓
Snowdon	D	✓	✓
Alberta Hyde	D	✓	✓
Cord	E	✓	✓
Finezza	E	✓	✓
The 7 Collection	E	✓	✓

Panaz

RANGE		HAZARD	
	Band	Low	Medium (Crib 5)
Cadet Colours	B	✓	✓
Highland	B	✓	✓**
Alba	C	✓	✓

** With shield plus technology

RANGE		HAZARD	
	Band	Low	Medium (Crib 5)
Aston	C	✓	✓
Eve	D	✓	✓
Linear	D	✓	✓

Chieftain

RANGE		HAZARD	
	Band	Low	Medium (Crib 5)
Carino	C	✓	
Just Colour / Just Patterns	C	✓	✓
Pasha	C	✓	✓
Carousel	D	✓	✓

RANGE		HAZARD	
	Band	Low	Medium (Crib 5)
Casco	D	✓	✓
Lionella	D	✓	✓
Universal	D	✓	✓
Ravel	E	✓	✓

SOFT SEATING

STOCKED FABRICS

Camira Era


We have committed to stocking a range of 9 best-selling fabrics from the Camira Era collection, which will allow us to offer customers an even faster turnaround across our soft seating range and tailor seating choices to customer's individual specifications including single & two-tone options.



Fabric Pairings

Camira Era is a subtle, two tone polyester fabric containing stretch in both directions for ease of upholstery. The baby herringbone weave offers an understated contemporary texture while its colouring technique provides close up intrigue.

The colourful palette incorporates playful brights and sophisticated muted tones, perfect for the modern office interior, creating a cohesive look or even zone different areas.



SOFT SEATING

FABRIC PRICE BANDING

Camira

RANGE		HAZARD		RANGE		HAZARD	
	Band	Low	Medium (Crib 5)		Band	Low	Medium (Crib 5)
Era	A	✓	✓*	Aquarius	E	✓	✓*
Canopy	B	✓		Blazer	E	✓	✓*
Aspect	C	✓		Halycon Aspen/Blossom	E	✓	
Main Line Plus	C	✓	✓	Hebden	E	✓	✓
Manila	C	✓		Hemp	E	✓	✓
Oceanic	C	✓	✓*	Intervene	E	✓	✓
Patina	C	✓		Kyoto	E	✓	✓*
Quest	C	✓	✓	Oxygen	E	✓	✓*
Vita	C	✓	✓	Regent	E	✓	
X2	C	✓	✓	Silk	E	✓	✓
Halycon Cedar	D	✓	✓	Track	E	✓	✓
Main Line Flax	D	✓	✓	Armadillo	F	✓	✓
Main Line Flax Stripe	D	✓	✓	Corrosion	F	✓	✓*
Main Line Twist	D	✓	✓	Craggan Flax	F	✓	✓
Sumi	D	✓	✓*	Deca	F	✓	✓
Synergy	D	✓	✓*	Nettle Aztec	F	✓	✓
24/7 Flax	E	✓	✓	Yoredale	F	✓	✓*
24/7 +	E	✓	✓	Zap	F	✓	✓*

* With treatment

Inloom

RANGE		HAZARD		RANGE		HAZARD	
	Band	Low	Medium (Crib 5)		Band	Low	Medium (Crib 5)
Alba	A	✓	✓	Roccia	D	✓	✓
Radio	B	✓	✓	Corte	E	✓	✓
One	B	✓	✓	Milano	E	✓	✓
Time	C	✓	✓	Nautilus	E	✓	✓
Jet	C	✓	✓	Sealife	E	✓	✓
Jeans	D	✓	✓	Spazio	E	✓	
Jet Bioactive	D	✓	✓	Nabucco	F	✓	✓
Riva	D	✓	✓				

Agua

RANGE		HAZARD		RANGE		HAZARD	
	Band	Low	Medium (Crib 5)		Band	Low	Medium (Crib 5)
Lavoro	A	✓	✓*	Fusion	D	✓	✓
Buro	B	✓	✓*	Snowdon	D	✓	✓
Paint Pot	B	✓	✓	Alberta Hyde	D	✓	✓
Stol	B	✓	✓	Cord	E	✓	✓
Task	B	✓	✓	Finezza	E	✓	✓
Juno	C	✓	✓	Mystique	E	✓	✓
Libra	C	✓	✓	Pearl	E	✓	✓
Linetta	C	✓	✓	The 7 Collection	E	✓	✓
Cashmir	D	✓	✓	Tierra Eco	E	✓	✓
Taurus	D	✓	✓	VerdEco	E	✓	✓
Tones	D	✓	✓				

* With treatment

Panaz

RANGE		HAZARD		RANGE		HAZARD	
	Band	Low	Medium (Crib 5)		Band	Low	Medium (Crib 5)
Cadet Colours	B	✓	✓	Aston	C	✓	✓
Highland	B	✓	✓**	Eve	D	✓	✓
Alba	C	✓	✓	Linear	D	✓	✓

** With shield plus technology

Chieftain

RANGE		HAZARD		RANGE		HAZARD	
	Band	Low	Medium (Crib 5)		Band	Low	Medium (Crib 5)
Trimcell	B	✓		Casco	D	✓	✓
Carino	C	✓	✓	Lionella	D	✓	✓
Just Colour	C	✓	✓	Universal	D	✓	✓
Pasha	C	✓	✓	Ravel	E	✓	✓
Carousel	D	✓	✓				

INFORMATION

FABRIC CARE & USAGE

Fabric Care

There are a wide choice of fabrics available and it is important that you select the right fabric for the application as well as creating the perfect finish to the chairs. We recommend the basic principles for fabric care and maintenance continue to apply:

- Vacuum upholstery regularly to remove dust, dirt and crumbs
- Attend to stains quickly with a damp cloth
- Use branded upholstery shampoo for specific stains
- Periodically use specialist cleaning services eg dry cleaning

Most fabrics are all bleach cleanable with a 10% bleach chlorine solution (which will kill Coronavirus germs). There are also an increasing number of fabrics that are anti-microbial to protect against a wide range of bacteria which cause infection - such as MRSA, Salmonella and E.coli - which can cause serious additional ill health that must be avoided by anyone already battling a potentially lethal virus infection.

These fabrics can provide hygiene benefits in wide ranging commercial end-use areas, including healthcare, hospitality, education and contract office.

For further details contact our sales team or refer to the fabric manufacturer websites.



Sustainable fabrics

Sustainability is a key priority for us and we are committed to working closely with suppliers who share the same commitment, offering fabric ranges which allow for sustainable choices to be made and can be recycled at the end of life. Our selection processes factor in environmental concerns, quality standards and social responsibility.

Our fabric offering includes ranges made with recycled PET bottles, including bottles from sea waste. The bottles are sent to a recycling factory, where they are shredded into flakes, processed into chips and then extruded into filaments. This is then turned into yarn ready for weaving.

- **Oceanic** from **Camira** is part of the SEAQUAL Initiative, designed to combat marine plastic pollution and achieve a waste free environment. Oceanic is woven from yarn containing sea waste and each metre contains the equivalent of 26 plastic bottles, playing an important part in reducing the waste that reaches both our landfills and our oceans.

- **Sealife** from **Inloom** is a cross-functional yarn created entirely from post-consumer recycled plastics, woven from a blend of 50% SEQUAL yarn created from plastics collected from the oceans and beaches, and 50% recycled polyester yarn created from recycled PET bottles from land waste. For every 50M roll of Sealife produced, 12kg of marine litter is removed from our oceans.



IMPORTANT

INFORMATION

Fabric restrictions

Certain soft seating fabrics listed in this guide may not be suitable for use on all soft seating products. We reserve the right to reject orders to make products in selected fabrics if we believe that the fabric is inappropriate for use due to 'fit and form' unsuitability. In this instance we will always recommend a similar fabric that is more suitable for use on that particular product.

Fabric hazard ratings

Low - EN1021 Parts 1 & 2 cigarette and match

Medium - BS5852 Ignition source 5 / Crib 5

Fabric bands

Please contact our sales team for a price if your preferred fabric choice is not listed. Please make sure you check the suitability of a fabric before recommending a product. If two fabrics are used on one item e.g. two-tone, the cost is calculated on higher of the two fabric bands. All orders for leather are priced on application.

Fabric colour variations

Whilst every effort is made, no guarantees are made against the minor variations in the colour of commercial fabrics. All striped fabric will be upholstered vertically unless advised.

Photographed upholstery

While every effort is made to represent colours accurately, we cannot guarantee the colours you see exactly match the colours of the actual fabric due to printing processes.

Measurements

All measurements are in millimeters and can have a tolerance $\pm 12\text{mm}$ on all soft seating. Measurements may vary depending on components used and we reserve the right to change them from time to time.

Customers own fabrics

Fabrics not listed or customer supplied fabrics need to be approved before acceptance of orders. A pattern charge may apply to some fabrics. We reserve the right to reject fabric that we believe to be unsuitable for the product. We are unable to guarantee any product meeting fire regulations or standards which is supplied by a customer.

Please contact our sales team if you would like any fabric samples sent out to you.

Ordering

For all made-to-order products, it is our policy that once these products have been ordered they cannot be canceled or amended.

Pricing

All prices shown are in sterling (£) and are subject to current rate of VAT.

Warranty

All products are guaranteed against manufacturing defects, except for upholstery, castors and mechanisms which are subject to usage related wear and tear. The warranty is effective from the day the product leaves the factory and the supplier reserves the right not to apply the warranty in cases of inappropriate use or when a product has been tampered with by a third party or interventions by non-authorised personnel. All complaints concerning the goods must be made in writing and the company shall undertake to repair any product or part of a product that proves to be faulty.

INDEX

208-218	126	CH2012	327
2PS	95	CH8301	331
2RAIL	95	CHO300T1	285
2RSF	95	CL3M-B	190
79-1	185	CLK121-126	113
508-518	126	CLK181-186	113
808-816	126	CLUS-1-2	181
A		CO128-168	28
A785-1800	118	CO128-168-AB	28
AC00-01	357	CO1216-1616	29
ADH10-12	357	CO1216-1616-AB	29
AFSBK	130	CO2416-3216	29
AG1000-1800	119	CO3616-4816	29
AGSBK	130	COBWS-K	461
AH10-12	282, 357	COD100-101H	323
AH20-22	282, 357	COR01	415
AH20-22	357	COU12-16DCT	31
AHDM800-1800	122	COU12-16SCT	31
AHFS800-1800	123	COUEDCR	30
AHSB-FS/FX/SE	131	CP8-18S	70
ALB01-03	385	CP12-18S2-3	70
ALB02-06	447	CP14-18EL/R	71
ALBFT	385	CP16-18EL2-3	71
ALP01	414	CP16-18ER2-3	71
ALT50001-9	437-439	CP16-18S22-23	70
AMAWS	460	CP16-18S33	70
ANS-CBL/H	78	CR610-614-P	456
ANS-CRD	76	CRM-1-2-3	178
ANS-DED/DRD	77	CSI-C	458
ANS-ED/RD	76	CSI-CS	458
ANS-MBK	78	CSI-D	458
ANS-PED	77	CSI-S	458
ANS-TBC12	79, 223	CT16	199
ANS-TBR22	79, 223	CT20L	199
ANS-TBS12	79, 223	CT20L-WS1-O	200
APD2PINF	187	CTP-16	199
ARBK	131	CTP-20L	199
ARC300T1	283	CTP-20L-WS1-O	200
ASBK	131	CUR300T1	279
ASC300T1	311	CWL300K2	294
AUR300T1	287	DAR50001-4	322
AXERGO	356	DCF2-4	105
B		DCL15M-B	190
B5-15MD	103	DD8-20	93
BAR100C1	314	DEC01	423
BAR1200-300T1	304	DEF2-4	106
BAS01-02	175	DELWS-K	461
BC8-20	96	DER100C1	315
BCAD-PD	102	DER300T1	306
BCC800	247	DFLP12-16	227
BCR1200-1800	247	DFLPS	227
BCC800	247	DFY300T1	286
BCSLF	110	DG16-20	97
BD8-20	96	DHBC	87
BDC800	247	DHCC	87
BDR1200-1800	247	DH-AF-62366	459
BDS800	247	DH-GZWB	459
BEN50001-03	420	DH-HP4SK	459
BILB1	299	DH-SF-65656	459
BILB1-L	299	DO16-20	97
BILB308-309B1	299	DRL900-1800	235
BILB308-309B1-L	299	DRL1000-1200C	222
BLFL4-6D	111	DRL1600S	235
BOP04	399	DRL2400	222
BPC800	247	DSC40-78	110
BPED-PD	101	DST40-78	108
BPFA2-3	104	DSTS	109
BPR1200-1800	247	DVB01-3	262
BPS800	247	DVB04-6	263
BPSF2-4	107	E126-166	14
BROSF	109	E126-166-AB	14
BRU100C1	316	E128-168	14
BS	88, 89	E128-168-AB	14
BSH01-02/O	407	E1212-1612	15
BUDDY-1/2	255	E1212-1612-AB	15
BUR	109	E1216-1616	15
C		E1216-1616-AB	15
CAD800LH-RH	102	E2412-3212	15
CAS01-02	175	E2416-3216	15
CAT300T1	307	E3612-4812	15
CAV100C1	318	E3616-4816	15
CAV300T1	311	EB10-D	217
CAV300T1-B/C	297	EB18/CO	217
CBU14-18	199	EB20/CO	217
CBX-1	144	EB24	217
CBX1-WB/BK	147	EBT1212-1616	213
CBX-2	145	EBT1616-CO	213
CBX-4	146	EBT2412	213
CC8-18S	68	EBT3216/CO	213
CC12-18S2-3	68	ECR1200-1600	249
CC14-18EL/R	69	ED12-16DCT	19, 25
CC16-18EL2-3	69	ED12-16SCT	14
CC16-18ER2-3	69	EDCR	18
CC16-18S22-23	68	EDELSB	130
CC16-18S33	68	EDILSB	130
CEL50001-2	395	EDR1200-1600	249
CF2-3FP	82	ELS300K2	275
CFHBC	83	ENB500-C	195
CFHCU	83	ENB-LB	195
CFL1200-1800	233	ENBU-12	195
CFL1600S	233	ENC01-02L/H-MF	388-389
CFLBC	83	ENC01-03L/H	387
CFLCU	83	ENC-MOD01-02H	428
CFMBC	83	ENC-MOD01-02L	427
CFMCU	83	ENC-POD02-06	449
CFTBC	83	ENC-TAB01-02	388-389, 427, 429
CFTCU	83	ENCOP-POD02-06	451
CH8-18S	72	ENDD1-4	188
CH12-18S2-3	72		
CH16-18S22-23	72		
CH16-18S33	72		

ENT16-16/CO	207	ENT16-16/CO	207
ENT32-16/CO	207	ENT48-16/CO	207
EPRI200-1600	249	ER1488-1688	14
ER1488-1688	14	ER2888-3288	16
ER2888-3288	16	ER14168-16168	16
ER14168-16168	16	ER28168-32168	16
ER28168-32168	16	ERB24/CO	217
ERB24/CO	217	ES800-1800S	116
ES800-1800S	116	ES800-1800W	117
ES800-1800W	117	ESRB	130
ESRB	130	ESS100S2	317
ESS100S2	317	ETN10-12C	221
ETN10-12C	221	ETN10-12-CO	221
ETN10-12-CO	221	ETN10-D	221
ETN10-D	221	ETN18-24	221
ETN18-24	221	ETN18-24-CO	221
ETN18-24-CO	221	EV1000-1600	4, 10
EV1000-1600	4, 10	EV-CHAIN	7
EV-CHAIN	7	EV-LCC-854-1254	7
EV-LCC-854-1254	7	EV-SN	6, 10
EV-SN	6, 10	EVM-1200-1600	10
EVM-1200-1600	10	EVSC-1200-1600	5
EVSC-1200-1600	5	EVSS-1200-1600	5
EVSS-1200-1600	5	EVT-1200-1600	4
EVT-1200-1600	4	EVT-BCU	7
EVT-BCU	7	EVT-BPK	7
EVT-BPK	7	EVT-RET	4
EVT-RET	4	EVTB-1200-1600	5
EVTB-1200-1600	5	EVTBT18-20	211
EVTBT18-20	211	EVTBT18-20-AB	211
EVTBT18-20-AB	211	EVTBT24-R	211
EVTBT24-R	211	EVTR-1400-1600	4
EVTR-1400-1600	4	EV-UCC	6, 10
EV-UCC	6, 10	FDK608-612SB	462
FDK608-612SB	462	FIG/M01-06	403
FIG/M01-06	403	FIGLS-06	403
FIGLS-06	403	FIGT-06	403
FIGT-06	403	FL-12-15S	154
FL-12-15S	154	FL-22-25D	154
FL-22-25D	154	FL-BKT-LNK	154
FL-BKT-LNK	154	FL-BLD1	157
FL-BLD1	157	FL-CB1-2	156
FL-CB1-2	156	FL-CS1	156
FL-CS1	156	FL-IS1-2	156
FL-IS1-2	156	FL-MM3	157
FL-MM3	157	FL-SC1	157
FL-SC1	157	FL-SM3	157
FL-SM3	157	FL-TS1-3	156
FL-TS1-3	156	FLO300T1	302
FLO300T1	302	FLP12-16	229
FLP12-16	229	FL-PL1-2	156
FL-PL1-2	156	FL-PLP1-2	156
FL-PLP1-2	156	FLPS	229
FLPS	229	FLT800-1800	237
FLT800-1800	237	FRA400K2	302
FRA400K2	302	FZ128-168	22
FZ128-168	22	FZ1216-1616	23
FZ1216-1616	23	FZ1216-1616-AB	23
FZ1216-1616-AB	23	FZ2416-3216	23
FZ2416-3216	23	FZ3616-4816	23
FZ3616-4816	23	FZBT1616/CO	215
FZBT1616/CO	215	FZBT3216/CO	215
FZBT3216/CO	215	FZCR	24
FZCR	24	G	
G		GAS01	175
GAS01	175	GDC800-1200	253
GDC800-1200	253	GDR1200-1800	253
GDR1200-1800	253	GDS800	253
GDS800	253	GEM300-302K2	278
GEM300-302K2	278	GLD01	175
GLD01	175	GR01-03	399
GR01-03	399	GZ610-614	457
GZ610-614	457	HAL300T1	286
HAL300T1	286	HB1050-1650	203
HB1050-1650	203	HBL-1-3	179
HBL-1-3	179	HBSP1050-1650	203
HBSP1050-1650	203	HEL50001-04	421
HEL50001-04	421	HER300T1	310
HER300T1	310	HLCPU	171
HLCPU	171	HRM504C-K/SP	329
HRM504C-K/SP	329	HRM509C/SP	338
HRM509C/SP	338	HS2010	336
HS2010	336	HS8301	338
HS8301	338	I	
I		ION-1	183, 245
ION-1	183, 245	J	
J		ISL300T1	279
ISL300T1	279	JEN300T1	306
JEN300T1	306	JH40-46	293, 352
JH40-46	293, 352	JNS100C1	319
JNS100C1	319	JNS300T1	288
JNS300T1	288	JOS03-06	411
JOS03-06	411	JUD03-06	409
JUD03-06	409	JUN01-02	405
JUN01-02	405	JX40-46	352
JX40-46	352	JXERGOA-B	292, 352
JXERGOA-B	292, 352	K	
K		KCY400T1	274
KCY400T1	274	KNG300T1	310
KNG300T1	310	KYOWS-K	461
KYOWS-K	461	LB1050-1650	203
LB1050-1650	203	LBSP1050-1650	203
LBSP1050-1650	203	LCK4-6D	92
LCK4-6D	92	LDMARM	168
LDMARM	168	LF2-4	91
LF2-4	91	LH40-46	356
LH40-46	356	LIA01	416
LIA01	416	LIM100C1	314
LIM100C1	314	LK22-28	127
LK22-28	127	LK42-48	127
LK42-48	127		

	LON50001	422
	LSMARM	168
	LUC300T1	296
	LUMB-CUSH	397
	LUXWS-KW	460
	LYR50001-3	391
	LYRC	431
	LYRLA	431
	LYRNA	431
M	LYRRA	431
	MAR50004	307
	MAR50004-G	295
	MB8-18	64
	MB12-16WL/R	64
	MB14-16WB	65
	MB14-18EB	65
	MB14-18EL/R	64
	MB608-616	64
	MB816-1816B	65
	MB1012-1612B	65
	MBY808	239
	MC8-18	43
	MC12-18P2-3	43
	MC14-16WL/R	44
	MC14-16WLP2-3	44
	MC14-16WRP2-3	44
	MC14-18EL/R	45
	MC16-18ELP2-3	45
	MC16-18ERP2-3	45
	MC16-18P22-23	43
	MC16-18P33	43
	MC608-616	42
	MC612-616P2	42
	MC616P22	42
	MCC800	243
	MCC800-CO	245
	MCM8-18	49
	MCM12-18P2-3	49
	MCM14-16WL/R	50
	MCM14-16WLP2-3	50
	MCM14-16WRP2-3	50
	MCM14-18EL/R	51
	MCM16-18ELP2-3	51
	MCM16-18ERP2-3	51
	MCM16-18P22-23	49
	MCM16-18P33	49
	MCM608-616	48
	MCM612-616P2	48
	MCM616P22	48
	MCR1200-1800	243
	MCS800	243
	MDC800	243
	MDC800-CO	245
	MDR1200-1800	243
	MDS800	243
	MEA50001-04	397
	MH8-18	61
	MH12-18P2-3	61
	MH16-18P22-23	61
	MH16-18P33	61
	MH608-616	60
	MH612-616P2	60
	MH616P22	60
	ML3M-B	190
	MMPN-W	101
	MP3	100
	MP8-18	55
	MP12-18P2-3	55
	MP14-16WL/R	56
	MP14-16WLP2-3	56
	MP14-16WRP2-3	56
	MP14-18EL/R	57
	MP16-18ELP2-3	57
	MP16-18ERP2-3	57
	MP16-18P22-23	55
	MP16-18P33	55
	MP608-616	54
	MP612-616P2	54
	MP616P22	54
	MPC800	243
	MPC800-CO	245
	MPN3	100
	MPR1200-1800	243
	MPS800	243
N	NAN300T1	309
	NAP300T1	280
	NBO100C1	315
	NBO300T1	308
	NECPU	170
	NERA-D	433, 435
	NERA-PU	434
	NERA-Q	434, 435
	NERA-S	433, 435
O	ODE300T1	305
	ORN300T1	284
	OSL50001-3	393
	OTIS01	413
	OTIS01-CT	407, 413
P	PAL300K2	305
	PC126-B/E/R/S/U	164
	PC2412-B/E/R/S/U	164
	PCC800	251
	PCR1200-1800	251
	PCS800	251
	PDC800	251
	PDR1200-1800	251
	PDS800	251
	PED-PD	85

P

PELWS-WH	460
PH-1-2	180
PKS003	125
PL-1-3	184
PMC001-003	174
PMK205-405E	190
POR300T1	294
PPC800	251
PPR1200-1800	251
PPS800	251
PRA50001-02	323
PRM300	339
PRV-DL01	129
PRV-HX01	128
PRV-MOD8	129
PRV-SQ01-02	128
PRV-WS01-3A	139
PRV-WS01-3R	138
PRV-WV01	129
PS12-24-LT	164
PS12-SN	165
PS25-EG	164
PSB1	162
PTAOT1200-1800	203
PTN-1T-2S	186
PWH-25-50	163
PWR-25-50	163
PWS-25-50	163
PWT-25-50	163
PX-1-3	182
QVO40005	330
R2-3F	84
R2-3M	85
R25DH6-8	86
R25EP8	86
R740-2140	88
R740-2140D	88
R1090-2140TC	90
R1440-2140COM	89
R1440-2140OP	89
RDC800	254
RDS800	254
REM-HS/A	334
RON300T1	280
ROS01-02-HS/A	335
ROSP	173
RT12	217
RU8-16D	260
RU8-16H	261
RU8GS	261
RUC8D	260
RUC8H	261
RUHC18D	260
RUHC8H	261
S1	138
S2	139

RQ

S

S2F	84
S3	140
SA-LINK-KIT	131
SB10-22	205
SBKT50	131
SBU10-22	205
SC00	349
SCAT-CUSH	397
SDR1880	195
SDS800	195
SE800-1800-CA	121
SFL1200-1800	231
SFL1600S	231
SFU100-102	374
SFU200-202	374
SFU300-302	374
SH40-46	293, 348
SHAW	172
SHL300-301K2	274
SIE50001	331
SIE50009	339
SLS100	361
SLS200	361
SLS300-305	360
SLS400	360
SM40-46	281, 349
SMB100-102	375
SMB200-202	375
SMB300-302	375
SMD40-44	349
SND300K2	278
SOF300T1	295
SOL100C1	318
SOL300T1	285
SOM300T1	309
SP610-614-P	455
SPB100-102	377
SPB200-202	377
SPB300-302	377
SPB-B2-3/T	378
SPB-B4/T	379
SPR1880	195
SPS800	195
SPTA12-16	205
ST8-20	93
STA12-24	205
STE1212-1612	17
STE1212-1612-AB	17
STE1216-1616	17
STE1216-1616-AB	17
STE2412-3212	17
STE2416-3216	17
STE3612-4812	17
STE3616-4816	17
STR501-504/SP	328
STR601-604/SP	337

T

SUP100-102	376
SUP200-202	376
SUP300-302	376
SUZ100-300-A	364
SUZ400-500-A	365
SWT1820-B1	196
SWT1820-B2	196
SWT-CM	196
SWT-PL/PLP	196, 201
SWT-SHP	196
SWT-SPR	196, 201
SWT-SPS	124, 196
SWY300K2	275
SX	141
SX40-46	348
SXERGOA-B	292, 348
T8-18	34
T608-618	34
TAM50001-4	322
TAOT1200-1800	203
TAU40002-4-PB/PK	325
TAU40002-7	325
TAU40005-7-W	326
TAULINK	325-327
TAUMA	326
TAUMK-W	326
TAU-P-B2-4/T	325
TAU-U-B2-4/T	325
TB10-12C	219
TB10-D	219
TB18-24	219
TB18-24-CO	219
TBEL14-18	35
TBER14-18	35
TDEL14-18	35
TDER14-18	35
TDH5-P	7
TEM300T1	297
TG16-20	94
TGDMARM	169
TGF10-12	344
TGF20-22	344
TGF100-200	345
TGFH12	344
TGFH22	344
TGM10-12	345
TGM20-22	345
TGM100-200	345
TGSMARM	169
TH10-12	356
TH20-22	356
THL-1-2	189
THS8-18	34
TK610-614P	454
TMP	85
TNMP	85

TO16-20	94
TOR01-04	289
TOT100C1	319
TOT300T1	288
TR86	34
TRD14-18	34
TUB100-104C1	368
TUB200-204C1	369
TUB300-304C1	371
TUS300T1	283
TUS300T1-B/K	296
TUS300T1-BLK	308
TV-BRACKET	445, 447, 449, 451
TVLOCK	238
TVS300T1	284

U

V

W

Y

Z

TWL14-16	35
TWR14-16	35
TY-B2L/H	445
TY-B4L/H	445
TY-HBS1-2	383
TY-LBS1-2	383
TYL-300T1	287
UCS2-2	458
UCS3-2	458
UNIARM	289
UNSCBR	130
V8-V18	38
V100-102	298
V200-202	298
VAN03	289
VB800-1800	120
VC00-01	353
VD20-22	353
VEL14-18	38
VER14-18	38
VEX8-18	38
VFT1	127
VH10-12	352
VH20-22	352
VM10-12	353
VMD20-22	353
VMH10-12	281, 352
VRV501-4C	330
VWL14-16	38
VWR14-16	38
WB0800-1400	173
WDET	259
WKCD181	112
WKCL181	112
WKPL181	112
WLIGHT	259
WPLS-D	92
WRD14-16	258
YEA50001-07	441
ZEU200-300K2	303

Index - Series

ADAPT	12-19, 212-213
AERO	187, 196, 206, 212, 214, 216, 218, 220
ALBAN	384-385, 446-447
ALPHA	414
ALTINO	282, 354-357
ALTO	436-439
AMAZONIA	460
ANSON	74-79, 223
ARCADE	283
ARROW HEAD	216-217
ASCONA	311
AURORA	287
BARI	305, 314
BENOTTO	420
BILBAO	299
BISLEY	101-113
BRESCIA	246-247
BRUGES	316
BUDDY	255
CAIRO	456, 459
CATANIA	307
CAVALIER	297, 311, 318
CELESTRA	394-395
CHATBOX	142-147
CHORD	285
CHROMA	178
CLUSTER	181
COBA	461
CODA	323
CONNEX	26-31
CONTRACT 25	66-73, 82-83
CORBY	415
CORNWALL	294
CREW	198-201
CURVA	279
DART	322
DECCO	423
DELPHI	461
DELUXE FLIPTOP	226-227
DENVER	260-263
DERBY	306, 315
DUFFY	286

DUO	88-89
ECLIPSE	188, 206, 212, 214, 216, 218, 220
ELEV8 ² MONO	8-11
ELEV8 ² TOUCH	2-7, 210-211
ELISE	275
ENABLE	206-207
ENCORE ²	386-389, 426-429, 448-451
EROS	248-249
ESSEN	317
ETERNAL	220-221
FIGARO	402-403
FLEXI 25	236-237
FLIPTOP	228-229
FLORENCE	302
FLUX	152-159
FOLDING LEG	230-233
FRANKLIN	302
FUJI	462
FUNDAMENTAL	327, 338
FUZE	20-25, 214-215
GECKO	331,
GEMINI	278
GENOA	252-253
GIZA	457, 459
GRANDEUR	279, 294
GROOVE	398-399
HALE	286
HALO	171
HARMONY	329, 338
HELSINKI	421
HERTFORD	310
HUBBLE	179
INCA	185, 220
ION	183, 245
ISLA	279
JENSEN	306
JONAS	288, 319
JOSS	410-411
JOTA	281, 292-293, 350-353
JUDE	408-409
JUNA	404-405

KACEY	274
KING	310
KYOTO	461
LIANA	416
LIMOGES	314
LONDON	422
LUCCA	296
LUNA	168
LUXOR	460
LYRIC	390-391, 430-431
MAESTRO 25	40-65
MARTINEZ	295, 307
MEAVY	396-397
MOBY	239
MONZA	242-245
NANTES	309
NAPIER	280
NEON	170
NERA	432-435
NOBLE	308, 315
ODESSA	305
ORION	284
OSLO	392-393
OTIS	412-413
OTTO	202-203
PALERMO	305
PELLA	460
PHASE	180
PIANO	124-125, 160-165
PISA	250-251
PIXEL	182, 220
PLUTO	184, 220
PORTER	294
PRAGUE	323
PREMA	339
PRIVA	128-129, 148-151
PROTON	186
QUAVO	330
RADIAL LEG	222, 234-235
REMY	334
ROMA	254
RONAN	280
ROSCOE	335

SANDRO	278
SANTANA	372-379
SAXON	194-197
SENZA	281, 292-293, 346-349
SHELBY	274
SHOUT	406-407
SIENNA	331, 339
SILEN	136-141
SLAB	204-205
SOFA	295
SOLARIS	285, 318
SOLUS	358-361
SOMERSET	309
SORA	172
SPARTA	455, 459
STRUT	328, 337
SUZI	362-365
SWAY	275
TAMAR	322
TAURUS	325-327
TEGAN	342-345
TEMPO	297
THOLUS	189, 206, 212, 214, 216, 218, 220
TIKAL	454, 459
TILLY	382-383, 444-445
TOTO	288, 319
TR10	32-35
TRAVIS	284
TRIPLE P	272-275
TRITON	169
TRUMPET BASE	218-219
TUBA	366-371
TUSCAN	283, 296, 308
TYLER	287
VANTAGE	298
VERVE	330
VIBE	4-5, 10, 120
VIVO	36-39
WELCOME	258-259
YEALM	440-441
ZEUS	304



Dams Furniture Ltd
Charley Wood Road,
Knowsley Industrial Park,
Knowsley,
Merseyside
L33 7SG

0151 548 7111
sales@dams.com
www.dams.com